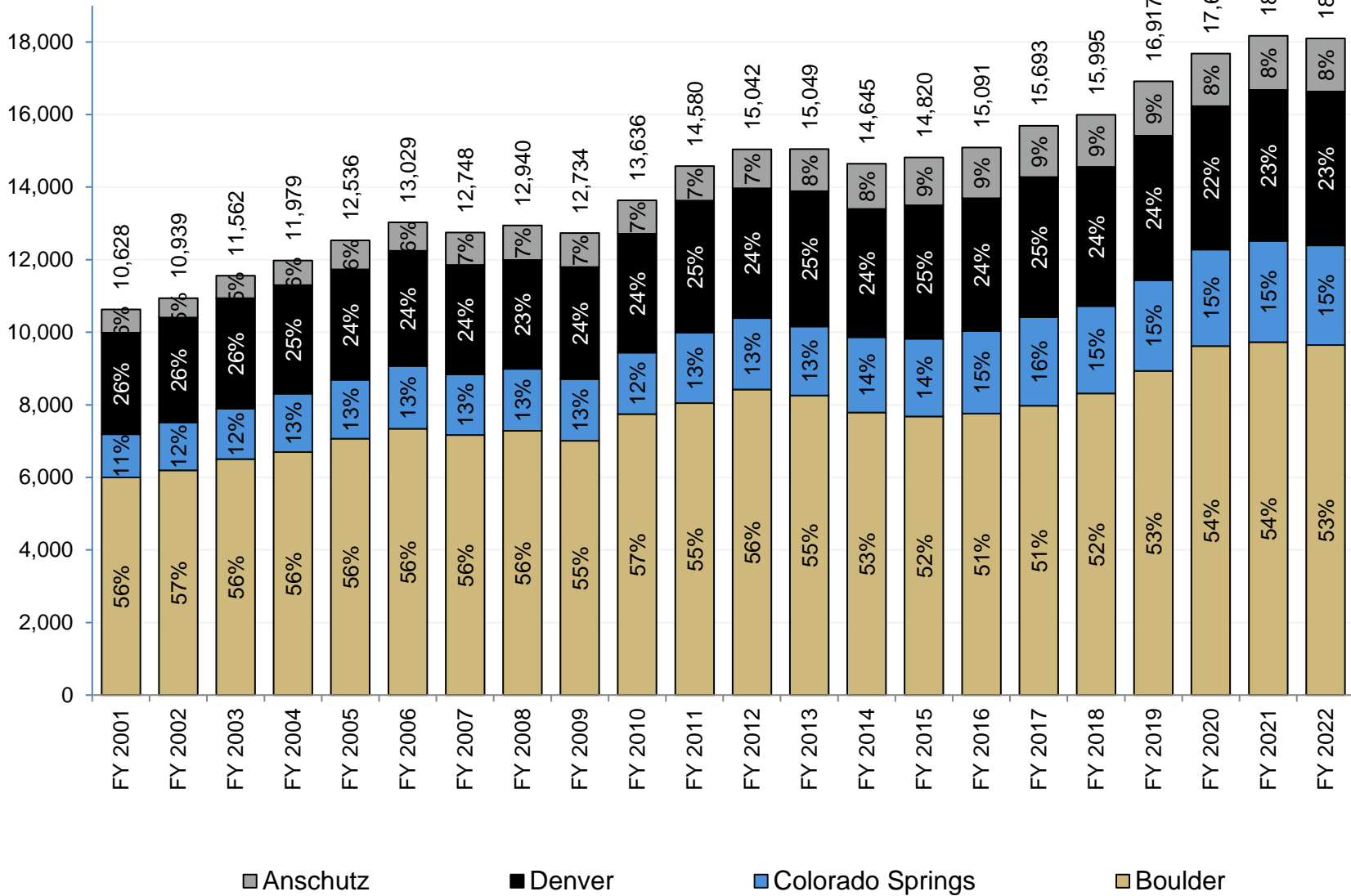


University of Colorado Degrees Awarded

	FY 2001	FY 2002	FY 2003	FY 2004	FY 2005	FY 2006	FY 2007	FY 2008	FY 2009	FY 2010	FY 2011	FY 2012	FY 2013	FY 2014	FY 2015	FY 2016	FY 2017	FY 2018	FY 2019	FY 2020	FY 2021	FY 2022
All Degrees Awarded																						
Boulder	6,003	6,198	6,506	6,701	7,068	7,342	7,171	7,282	7,010	7,748	8,046	8,422	8,259	7,791	7,682	7,761	7,973	8,316	8,931	9,622	9,728	9,646
Colorado Springs	1,190	1,318	1,387	1,603	1,620	1,727	1,671	1,711	1,700	1,688	1,944	1,972	1,902	2,070	2,141	2,278	2,448	2,407	2,504	2,660	2,788	2,750
Denver	2,792	2,892	3,049	2,996	3,046	3,172	3,011	3,000	3,088	3,274	3,637	3,575	3,730	3,540	3,679	3,651	3,854	3,836	3,981	3,949	4,164	4,239
Anschutz	643	531	620	679	802	788	895	947	936	926	953	1,073	1,158	1,244	1,318	1,401	1,418	1,436	1,501	1,447	1,494	1,461
CU Total	10,628	10,939	11,562	11,979	12,536	13,029	12,748	12,940	12,734	13,636	14,580	15,042	15,049	14,645	14,820	15,091	15,693	15,995	16,917	17,678	18,174	18,096
Bachelor Degrees																						
Boulder	4,578	4,775	5,003	5,196	5,525	5,795	5,728	5,790	5,481	6,080	6,254	6,553	6,411	6,054	5,851	5,994	6,010	6,237	6,744	7,318	7,404	7,273
Colorado Springs	772	909	922	1,040	1,065	1,225	1,169	1,181	1,192	1,200	1,371	1,460	1,384	1,565	1,564	1,731	1,846	1,842	1,949	2,081	2,128	2,096
Denver	1,262	1,317	1,384	1,387	1,352	1,356	1,402	1,480	1,497	1,643	1,819	1,742	1,951	1,972	2,130	1,891	2,128	2,191	2,355	2,417	2,604	2,458
Anschutz	186	115	150	201	199	249	250	238	246	211	215	206	233	270	305	321	309	293	329	328	285	260
CU Total	6,798	7,116	7,459	7,824	8,141	8,625	8,549	8,689	8,416	9,134	9,659	9,961	9,979	9,861	9,850	9,937	10,293	10,563	11,377	12,144	12,421	12,087
Graduate Certificates																						
Colorado Springs	-	-	-	-	-	-	-	-	-	-	-	-	-	-	35	53	56	57	37	21	52	51
Masters & Specialist Degrees																						
Boulder	989	1,003	1,049	1,062	1,106	1,072	962	996	1,063	1,150	1,253	1,333	1,281	1,171	1,225	1,167	1,375	1,472	1,614	1,713	1,745	1,757
Colorado Springs	415	407	462	559	548	499	500	525	501	475	548	496	492	481	515	467	506	481	486	527	569	567
Denver	1,469	1,536	1,633	1,576	1,673	1,786	1,575	1,490	1,553	1,606	1,789	1,784	1,725	1,530	1,502	1,707	1,673	1,584	1,510	1,455	1,483	1,661
Anschutz	181	148	167	183	195	133	163	201	210	190	227	280	308	365	408	455	485	516	556	499	546	544
CU Total	3,054	3,094	3,311	3,380	3,522	3,490	3,200	3,212	3,327	3,421	3,817	3,893	3,806	3,547	3,650	3,796	4,039	4,053	4,166	4,194	4,343	4,529
Doctorate Degrees (Research & Professional)																						
Boulder	436	420	454	443	437	475	481	496	466	518	539	536	567	566	606	600	588	607	573	591	579	616
Colorado Springs	3	2	3	4	7	3	2	4	7	13	25	16	26	24	26	27	40	27	32	31	39	36
Denver	29	39	32	33	21	30	34	30	38	25	29	49	54	38	47	53	53	61	116	77	77	120
Anschutz	276	268	303	295	408	406	482	508	480	525	511	587	617	609	605	625	624	627	616	620	663	657
CU Total	744	729	792	775	873	914	999	1,038	991	1,081	1,104	1,188	1,264	1,237	1,284	1,305	1,305	1,322	1,337	1,319	1,358	1,429
Degree Recipients*																						
Boulder	6,003	6,198	6,506	6,701	7,068	7,342	7,171	7,282	7,010	7,748	7,410	7,723	7,590	7,138	7,150	7,254	7,486	7,857	8,488	9,152	9,226	9,129
Colorado Springs	1,190	1,318	1,387	1,603	1,620	1,727	1,671	1,633	1,620	1,623	1,895	1,925	1,861	2,018	2,096	2,219	2,376	2,344	2,433	2,587	2,725	2,664
Denver	2,792	2,892	3,049	2,996	3,046	3,172	3,011	3,000	3,088	3,274	3,603	3,558	3,697	3,487	3,613	3,605	3,792	3,785	3,917	3,913	4,109	4,191
Anschutz	643	531	620	679	802	788	895	947	936	926	953	1,073	1,158	1,244	1,318	1,401	1,418	1,436	1,501	1,447	1,494	1,461
CU Total	10,628	10,939	11,562	11,979	12,536	13,029	12,748	12,862	12,654	13,571	13,861	14,279	14,306	13,887	14,177	14,479	15,072	15,422	16,339	17,099	17,554	17,445
by Residents*																						
Boulder	4,504	4,707	4,878	4,957	5,235	5,523	5,385	5,516	5,234	5,710	5,537	5,496	5,435	5,049	4,991	5,010	5,094	5,209	5,518	5,939	5,861	5,756
Colorado Springs	1,022	1,155	1,227	1,423	1,423	1,543	1,486	1,333	1,287	1,302	1,681	1,769	1,685	1,804	1,854	1,927	2,063	2,048	2,129	2,210	2,317	2,320
Denver	2,331	2,385	2,400	2,475	2,643	2,831	2,717	2,732	2,706	2,901	3,142	3,009	3,088	2,871	2,822	2,884	2,974	3,018	3,129	3,146	3,314	3,415
Anschutz	613	495	605	667	751	726	829	856	849	796	819	899	1,001	1,056	1,107	1,120	1,173	1,158	1,235	1,199	1,256	1,167
CU Total	8,470	8,742	9,110	9,522	10,052	10,623	10,417	10,437	10,076	10,709	11,179	11,173	11,209	10,780	10,774	10,941	11,304	11,433	12,011	12,494	12,748	12,658
Students of Color*																						
Boulder	717	778	730	755	837	958	964	1,004	914	1,085	950	1,088	1,069	1,144	1,178	1,308	1,352	1,569	1,744	2,004	2,212	2,218
Colorado Springs	193	206	219	232	225	309	262	269	234	233	368	338	393	412	457	525	584	640	701	739	847	814
Denver	461	451	468	489	517	552	512	532	553	625	683	656	760	729	873	864	1,001	988	1,178	1,315	1,400	1,479
Anschutz	110	85	111	115	149	119	148	134	159	156	172	170	221	268	293	321	315	337	388	370	427	404
CU Total	1,481	1,520	1,528	1,591	1,728	1,938	1,886	1,939	1,860	2,099	2,173	2,252	2,443	2,553	2,801	3,018	3,252	3,534	4,011	4,428	4,886	4,915

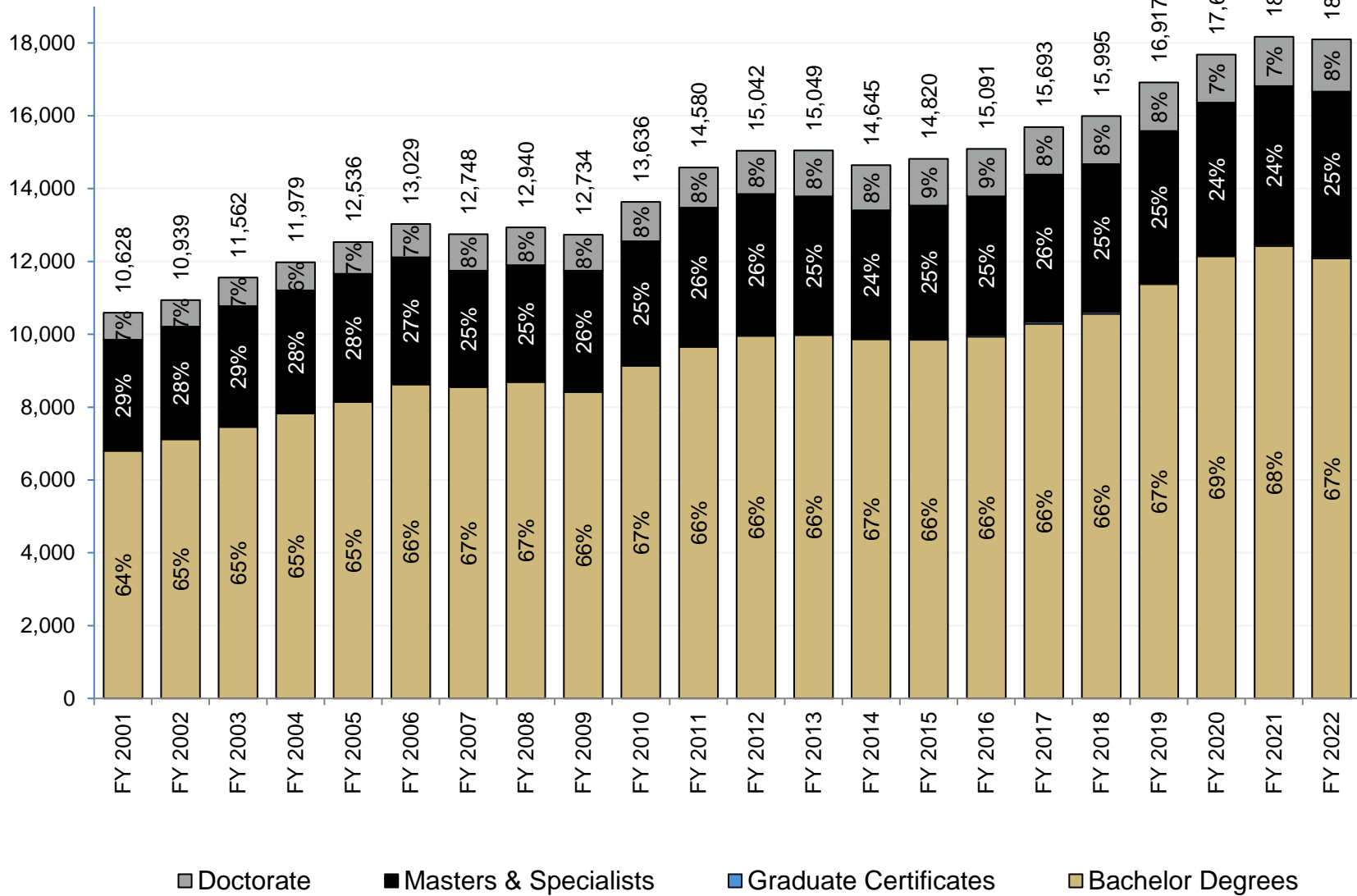
Source: Compiled by University of Colorado System Office Institutional Research
 * Graduates receiving multiple bachelor degrees for double/multiple majors are counted once for their primary major; Reporting in multiple majors (Major Level) began in FY 2008
 Bachelor degrees specified by degree level *21*
 Minority count excludes white non-hispanic, non-resident alien, and unknown race/ethnicity
 Updated August 2022

University of Colorado Degrees Awarded (includes all awards, multiple majors)



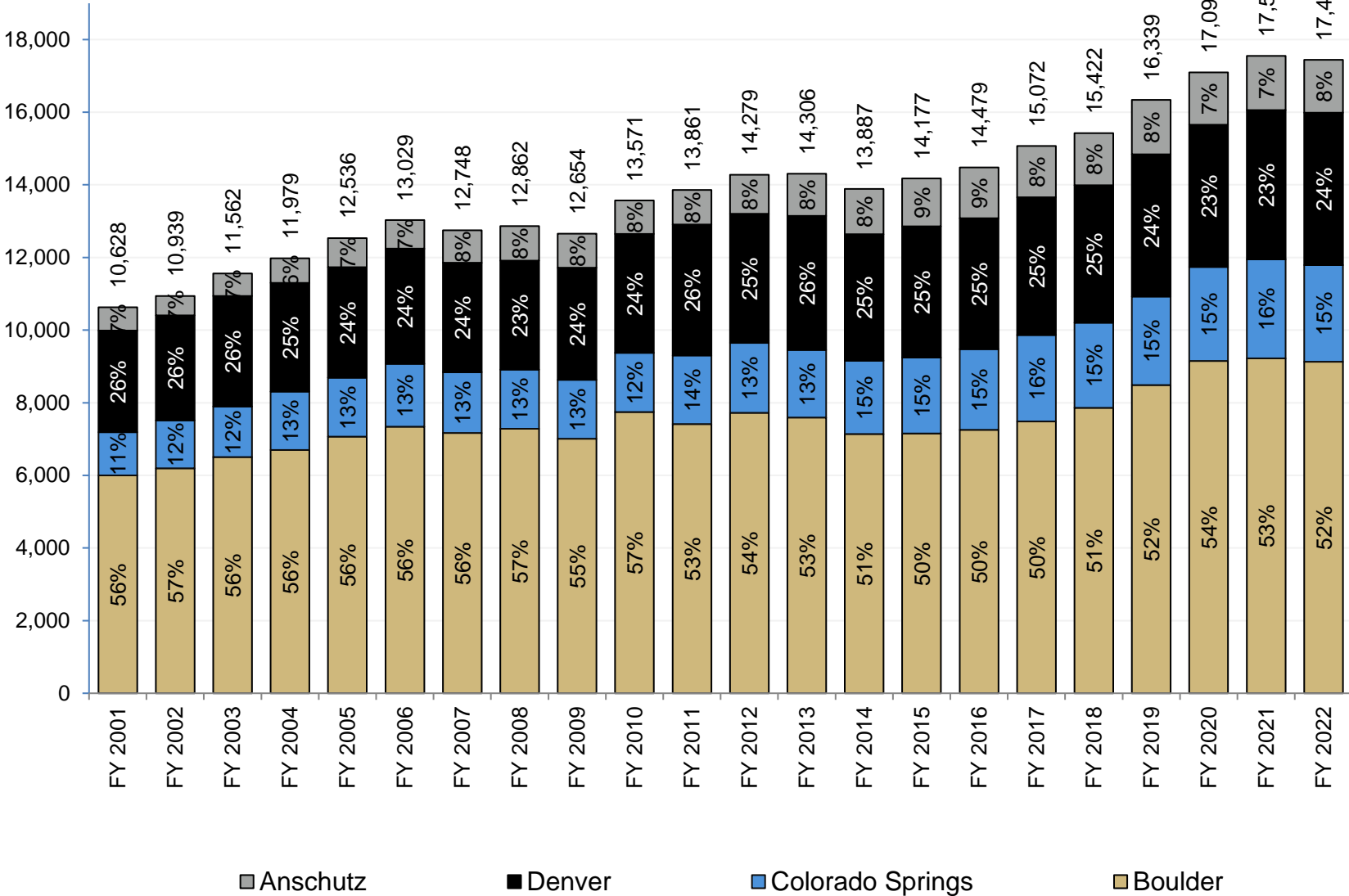
Source: Compiled by University of Colorado System Office Institutional Research

University of Colorado Degrees Awarded by Degree Level (includes all awards, multiple majors)



Source: Compiled by University of Colorado System Office Institutional Research

University of Colorado Degree Recipients (award recipient counted once per level)



Source: Compiled by University of Colorado System Office Institutional Research