



University of Colorado  
Boulder | Colorado Springs | Denver | Anschutz Medical Campus

# *2012 Answer Book*



Office of Institutional Research, [www.cu.edu/ir](http://www.cu.edu/ir)

# About CU

CU History

CU Governance

Role and Mission of CU Campuses

## CU History

The University of Colorado dates back to the early days of Colorado. At its first session in 1861, the Colorado territorial legislature passed an act providing for the creation of a university in Boulder. To establish the university, the legislature appropriated \$15,000, which was matched by Boulder residents. The Civil War delayed the formal founding of the university until 1876, the year Colorado became a state. The doors to Old Main opened on September 5, 1877. Old Main still stands and is used by many members of the university community.

CU has grown dramatically since its early days. It is now a system with four distinct campuses: Boulder, Colorado Springs, and Denver and the Anschutz Medical Campus. In 1974 the Board of Regents officially established the CU System, led by a president, with each campus led by a chancellor. The Colorado Springs campus began in the 1920s as an extension center for the Boulder campus. By the 1960s the extension center had grown to more than 1,200 students. A gift of the land and buildings of the Cragmor Sanatorium provided a permanent site for the campus, and in 1965, the extension center became the University of Colorado Colorado Springs. The Denver Campus also began as an extension site, first offering courses from Boulder in 1912. It became an official extension center in 1957 with authority to grant degrees, and then became an autonomous CU campus in 1974. It shares the Auraria campus with the Community College of Denver and Metropolitan State College of Denver. The health sciences center began on the Boulder campus in 1883, but moved to Denver in 1925. It also became an autonomous CU campus and eventually outgrew its Denver space. In 1995 the federal government decommissioned the U.S. Army Medical Garrison at Fitzsimons in Aurora and conveyed the property to the university. The health sciences center subsequently began the move to what is now known as the Anschutz Medical Campus. In 2004, the Denver and health sciences campuses merged to form one institution, although they maintain their separate locations and unique roles in the CU system.

Today, more than 57,000 students and 9,500 instructional and research faculty members make CU the largest institution of higher education in the state. Over the years, CU has developed programs that have responded to the state's need for comprehensive baccalaureate and graduate education. It has also developed programs that are especially sensitive to the needs of the communities it serves. Boulder has strengths in science and engineering and is the only public university in the state to offer a law degree. Colorado Springs distinguishes itself in space and electronics research, which creates a mutually supportive relationship with some of the area's main industries. The Denver Campus offers programs in architecture and planning, business, and public administration that serve the needs of its urban population, and the Anschutz Medical Campus is recognized nationally for its research and teaching and for its outstanding outreach programs, which serve both urban and rural communities while contributing to the education of health sciences students.

## CU Governance

The **State of Colorado**, through the governor's office and the legislature, provides oversight of the University of Colorado as a state institution. The 11-member **Colorado Commission on Higher Education (CCHE)** acts as a central policy and coordinating board for Colorado public higher education. Members are appointed by the governor and confirmed by the senate. One commissioner is appointed from each congressional district; four are appointed at large. The CCHE works in consultation with Colorado's eight governing boards of higher education to develop and implement legislative directives and statewide higher education policy. The University of Colorado is governed by a nine member **Board of Regents**, as established by the Colorado Constitution. Regents are constitutionally charged with the general supervision of the university and fiduciary insight. Board members serve staggered six-year terms. One member is elected from each of the state's seven congressional districts; two are elected at large.

**Michael Carrigan**, Denver (District 1); *term expires January 2017*  
**Joseph Neguse**, Boulder (District 2); *term expires January 2015*  
**Tilman "Tillie" Bishop**, Grand Junction (District 3); *term expires January 2013*  
**Sue Sharkey**, Windsor (District 4); *term expires January 2017*  
**Kyle Hybl**, Colorado Springs (District 5); *term expires January 2013*  
**James E. Geddes**, Sedalia (District 6); *term expires January 2015*  
**Irene Greigo**, Lakewood (District 7); *term expires January 2013*  
**Steve Bosley**, Louisville (at large); *term expires January 2017*  
**Stephen Ludwig**, Aurora (at large); *term expires January 2013*

It is a guiding principle of the **shared governance** recognized by the Board of Regents that the faculty and the administration collaborate in major decisions affecting the academic welfare of the university. The faculty takes the lead in decisions concerning selection of new faculty. The administration takes the lead in establishing university priorities and managing matters of accountability, internal operations, and external relations of the university. In every case, the faculty and the administration participate in the governance and operation of the university as provided by and in accordance with the laws and policies of the Board of Regents and the laws and regulations of the State of Colorado.

### Administration

**President Bruce D. Benson** is the principal executive officer of the CU System and carries out the policies and programs established by the Board of Regents. The President's executive staff at the CU System include:

**Kathleen Bollard**, Vice President Academic Affairs and Academic Affairs Officer  
**Leonard Dinigar**, Senior Vice President and Chief of Staff  
**Kelly Fox**, Vice President and Chief Financial Officer  
**Tanya Mares Kelly-Bowry**, Vice President, Government Relations  
**Lilly Marks**, Vice President, Health Affairs  
**Ken McConnellogue**, Vice President, Communications  
**E. Jill Pollock**, Vice President and Chief Human Resources Officer  
**Daniel Wilkerson**, Vice President and University Counsel and Secretary of the Board of Trustees

Each campus is governed by a **chancellor**. The chancellor is the chief academic and administrative officer responsible to the president for the conduct of the affairs of their respective campus in accordance with the policies of the Board of Regents. An executive vice chancellor oversees the operation of the Anschutz Medical Campus.

**Philip P. DiStefano**, University of Colorado Boulder  
**Pamela Shockley-Zalabak**, University of Colorado Colorado Springs  
**Don Elliman**, University of Colorado Denver|Anschutz Medical Campus (Interim)  
**Lilly Marks**, Executive Vice Chancellor, Anschutz Medical Campus

### Faculty

The **Faculty Council** is the representative governing body of the Faculty Senate. The chair or other designated representative of the Faculty Council is the spokesperson for the faculty when addressing the Board of Regents on matters of importance to shared governance.

### Staff

The **University of Colorado Staff Council** serves as the university-wide representative body for communicating to the administration and Board of Regents matters of concern to exempt professionals and classified staff employees on all campuses.

### Students

The **Intercampus Student Forum** serves as the university-wide representative body for communicating to the administration and Board of Regents matters of concern to the students on all campuses.

## Role and Mission of CU Campuses

Each of the CU campuses is accredited by the Higher Learning Commission of the North Central Association of Colleges and Schools and plays a distinct and complementary role within the CU System. The roles and missions of Colorado's public institutions are recorded in the State Statutes.

### **University of Colorado Boulder**

The Boulder campus of the University of Colorado shall be a comprehensive graduate research university with selective admission standards. The Boulder campus of the University of Colorado shall offer a comprehensive array of undergraduate, master's, and doctoral degree programs. . . (CRS: 23-20-101(1)(a))

### **University of Colorado Colorado Springs**

The Colorado Springs campus of the University of Colorado shall be a comprehensive baccalaureate and specialized graduate research university with selective admission standards. The Colorado Springs campus shall offer liberal arts and sciences, business, engineering, health sciences, and teacher preparation undergraduate degree programs, and a selected number of master's and doctoral degree programs. . . (CRS: 23-20-101(1)(c))

### **University of Colorado Denver**

The Denver campus of the University of Colorado shall be an urban comprehensive undergraduate and graduate research university with selective admission standards. The Denver campus shall offer baccalaureate, master's, and a limited number of doctoral degree programs, emphasizing those that serve the needs of the Denver metropolitan area. . . (CRS: 23-20-101(1)(b))

### **University of Colorado Anschutz Medical Campus**

The Health Sciences Center campus of the University of Colorado shall offer specialized baccalaureate, first-professional, master's, and doctoral degree programs in health-related disciplines and professions. It shall be affiliated with the University of Colorado Hospital and other health care facilities that offer settings for education, clinical practice, and basic and applied research. . . (CRS: 23-20-101(1)(d))

# CU Students

Headcount Enrollment, Fall 2011

Student FTE, FY 2011

Student Demographics, Fall 2011

New Degree-Seeking Undergraduates, Fall 2011

Transfer Students, FY 2011

Retention and Graduation Rates

Degrees Awarded, FY 2011

Student Achievement on Professional Exams

Student Satisfaction

## University of Colorado Fall 2011 Headcount Enrollment

Based on enrollment at census date

Campus	Undergraduate		Graduate		Total	
	N	%	N	%	N	%
<b>CU Total</b>	<b>42,920</b>	<b>74.3%</b>	<b>14,819</b>	<b>25.7%</b>	<b>57,739</b>	<b>100.0%</b>
Resident	32,059	74.7%	11,794	79.6%	43,853	76.0%
Non-Resident	10,861	25.3%	3,025	20.4%	13,886	24.0%
<b>Boulder</b>	<b>25,088</b>	<b>82.5%</b>	<b>5,329</b>	<b>17.5%</b>	<b>30,417</b>	<b>100.0%</b>
Resident	16,168	64.4%	3,604	67.6%	19,772	65.0%
Non-Resident	8,920	35.6%	1,725	32.4%	10,645	35.0%
<b>Colorado Springs</b>	<b>7,696</b>	<b>82.6%</b>	<b>1,625</b>	<b>17.4%</b>	<b>9,321</b>	<b>100.0%</b>
Resident	6,985	90.8%	1,473	90.6%	8,458	90.7%
Non-Resident	711	9.2%	152	9.4%	863	9.3%
<b>Denver</b>	<b>9,727</b>	<b>67.3%</b>	<b>4,718</b>	<b>32.7%</b>	<b>14,445</b>	<b>100.0%</b>
Resident	8,527	87.7%	4,083	86.5%	12,610	87.3%
Non-Resident	1,200	12.3%	635	13.5%	1,835	12.7%
<b>Anschutz Medical Campus</b>	<b>409</b>	<b>11.5%</b>	<b>3,147</b>	<b>88.5%</b>	<b>3,556</b>	<b>100.0%</b>
Resident	379	92.7%	2,634	83.7%	3,013	84.7%
Non-Resident	30	7.3%	513	16.3%	543	15.3%

## University of Colorado Student FTE, FY 2011

Campus	Undergraduate		Graduate		Total	
	N	%	N	%	N	%
<b>CU Total</b>	<b>39,034</b>	<b>80.0%</b>	<b>9,781</b>	<b>20.0%</b>	<b>48,814</b>	<b>100.0%</b>
Resident	29,320	75.1%	7,825	80.0%	37,145	76.1%
Non-Resident	9,714	24.9%	1,955	20.0%	11,669	23.9%
<b>Boulder</b>	<b>23,853</b>	<b>89.1%</b>	<b>2,926</b>	<b>10.9%</b>	<b>26,779</b>	<b>100.0%</b>
Resident	15,667	65.7%	1,985	67.8%	17,652	65.9%
Non-Resident	8,186	34.3%	941	32.2%	9,127	34.1%
<b>Colorado Springs</b>	<b>6,494</b>	<b>89.2%</b>	<b>786</b>	<b>10.8%</b>	<b>7,279</b>	<b>100.0%</b>
Resident	5,917	91.1%	722	91.9%	6,639	91.2%
Non-Resident	577	8.9%	63	8.1%	640	8.8%
<b>Denver</b>	<b>8,231</b>	<b>75.5%</b>	<b>2,675</b>	<b>24.5%</b>	<b>10,906</b>	<b>100.0%</b>
Resident	7,298	88.7%	2,284	85.4%	9,582	87.9%
Non-Resident	933	11.3%	391	14.6%	1,324	12.1%
<b>Anschutz Medical Campus</b>	<b>456</b>	<b>11.8%</b>	<b>3,394</b>	<b>88.2%</b>	<b>3,850</b>	<b>100.0%</b>
Resident	438	95.9%	2,834	83.5%	3,271	85.0%
Non-Resident	19	4.1%	560	16.5%	578	15.0%

Student FTE (number of full-time equivalent students) is calculated by dividing total student credit hours by 30 (per the policy of the Colorado Commission on Higher Education, which assumes a full-time student takes 30 credit hours per year)

Students at the Anschutz Medical Campus typically take more than 30 credit hours in a year. Therefore, the CCHE formula overestimates FTE for AMC.

## University of Colorado Fall 2011 Student Demographics

Based on headcount enrollment at census date

	Undergraduate		Graduate		Total	
	N	%	N	%	N	%
<b>CU Total</b>	<b>42,920</b>	<b>74.3%</b>	<b>14,819</b>	<b>25.7%</b>	<b>57,739</b>	<b>100.0%</b>
Female	21,247	49.5%	7,859	53.0%	29,106	50.4%
Male	21,671	50.5%	6,958	47.0%	28,629	49.6%
Unknown	2	0.0%	2	0.0%	4	0.0%
Minority	9,556	22.3%	2,168	14.6%	11,724	20.3%
White	30,376	70.8%	10,020	67.6%	40,396	70.0%
Unknown	1,735	4.0%	1,236	8.3%	2,971	5.1%
International	1,253	2.9%	1,395	9.4%	2,648	4.6%
Full-time	36,875	85.9%	11,580	78.1%	48,455	83.9%
Part-time	6,045	14.1%	3,239	21.9%	9,284	16.1%
Degree Seeking	42,421	98.8%	13,992	94.4%	56,413	97.7%
Non-Degree Seeking	499	1.2%	827	5.6%	1,326	2.3%
<b>Boulder</b>	<b>25,088</b>	<b>82.5%</b>	<b>5,329</b>	<b>17.5%</b>	<b>30,417</b>	<b>100.0%</b>
Female	11,741	46.8%	2,299	43.1%	14,040	46.2%
Male	13,347	53.2%	3,030	56.9%	16,377	53.8%
Minority	4,476	17.8%	653	12.3%	5,129	16.9%
White	19,136	76.3%	3,485	65.4%	22,621	74.4%
Unknown	859	3.4%	313	5.9%	1,172	3.9%
International	617	2.5%	878	16.5%	1,495	4.9%
Full-time	23,583	94.0%	4,496	84.4%	28,079	92.3%
Part-time	1,505	6.0%	833	15.6%	2,338	7.7%
Degree Seeking	24,757	98.7%	5,127	96.2%	29,884	98.2%
Non-Degree Seeking	331	1.3%	202	3.8%	533	1.8%
<b>Colorado Springs</b>	<b>7,696</b>	<b>82.6%</b>	<b>1,625</b>	<b>17.4%</b>	<b>9,321</b>	<b>100.0%</b>
Female	4,111	53.4%	852	52.4%	4,963	53.2%
Male	3,583	46.6%	771	47.4%	4,354	46.7%
Unknown	2	0.03%	2	0.1%	4	0.0%
Minority	1,818	23.6%	259	15.9%	2,077	22.3%
White	5,482	71.2%	1,170	72.0%	6,652	71.4%
Unknown	354	4.6%	131	8.1%	485	5.2%
International	42	0.5%	65	4.0%	107	1.1%
Full-time	6,082	79.0%	1,009	62.1%	7,091	76.1%
Part-time	1,614	21.0%	616	37.9%	2,230	23.9%
Degree Seeking	7,580	98.5%	1,467	90.3%	9,047	97.1%
Non-Degree Seeking	116	1.5%	158	9.7%	274	2.9%



## University of Colorado Fall 2011 Student Demographics (continued)

Based on headcount enrollment at census date

	Undergraduate		Graduate		Total	
	N	%	N	%	N	%
<b>Denver</b>	<b>9,727</b>	<b>67.3%</b>	<b>4,718</b>	<b>32.7%</b>	<b>14,445</b>	<b>100.0%</b>
Female	5,038	51.8%	2,655	56.3%	7,693	53.3%
Male	4,689	48.2%	2,063	43.7%	6,752	46.7%
Minority	3,191	32.8%	634	13.4%	3,825	26.5%
White	5,455	56.1%	3,257	69.0%	8,712	60.3%
Unknown	488	5.0%	457	9.7%	945	6.5%
International	593	6.1%	370	7.8%	963	6.7%
Full-time	6,835	70.3%	3,291	69.8%	10,126	70.1%
Part-time	2,892	29.7%	1,427	30.2%	4,319	29.9%
Degree Seeking	9,675	99.5%	4,473	94.8%	14,148	97.9%
Non-Degree Seeking	52	0.5%	245	5.2%	297	2.1%
<b>Anschutz Medical Campus</b>	<b>409</b>	<b>11.5%</b>	<b>3,147</b>	<b>88.5%</b>	<b>3,556</b>	<b>100.0%</b>
Female	357	87.3%	2,053	65.2%	2,410	67.8%
Male	52	12.7%	1,094	34.8%	1,146	32.2%
Minority	71	17.4%	622	19.8%	693	19.5%
White	303	74.1%	2,108	67.0%	2,411	67.8%
Unknown	34	8.3%	335	10.6%	369	10.4%
International	1	0.2%	82	2.6%	83	2.3%
Full-time	375	91.7%	2,784	88.5%	3,159	88.8%
Part-time	34	8.3%	363	11.5%	397	11.2%
Degree Seeking	409	100.0%	2,925	92.9%	3,334	93.8%
Non-Degree Seeking	0	0.0%	222	7.1%	222	6.2%

## University of Colorado New Degree-Seeking Undergraduates, Fall 2011

Campus	Headcount Enrollment	
<b>Boulder</b>	<b>6,963</b>	
First-Time Freshmen	5,663	81%
Resident	3,147	
Non-Resident	2,516	
Transfers	1,300	19%
Resident	834	
Non-Resident	466	
<b>Colorado Springs</b>	<b>2,318</b>	
First-Time Freshmen	1,352	58%
Transfers	966	42%
<b>Denver</b>	<b>2,251</b>	
First-Time Freshmen	917	41%

## University of Colorado Undergraduate Transfer Students, FY 2011

Transfer Institution	Boulder		Colorado Springs		Denver		Total	
<b>CU System*</b>	<b>196</b>	<b>13%</b>	<b>128</b>	<b>8%</b>	<b>299</b>	<b>14%</b>	<b>623</b>	<b>12%</b>
Boulder	92		50		196		338	
Colorado Springs	40		57		52		149	
Denver Anschutz	64		21		51		136	
<b>Colorado Two-Year Public Institutions</b>	<b>372</b>	<b>24%</b>	<b>606</b>	<b>40%</b>	<b>741</b>	<b>34%</b>	<b>1,719</b>	<b>33%</b>
Aims Community College	7		2		8		17	
Arapahoe Community College	19		11		125		155	
Colorado Mountain College	32		5		33		70	
Colorado Northwestern Community College	1		1				2	
Community College of Aurora	7		7		78		92	
Community College of Denver	23		1		218		242	
Front Range Community College	227		16		156		399	
Lamar Community College			5				5	
Morgan Community College	1		1		2		4	
Northeastern Junior College	2		1		5		8	
Otero Junior College			10		1		11	
Pikes Peak Community College	18		517		21		556	
Pueblo Community College	1		11		7		19	
Red Rocks Community College	33		8		86		127	
Trinidad State Junior College	1		10		1		12	
<b>Colorado Four-Year Public Institutions, excl. CU</b>	<b>166</b>	<b>11%</b>	<b>179</b>	<b>12%</b>	<b>390</b>	<b>18%</b>	<b>735</b>	<b>14%</b>
Adams State College	3		11		5		19	
Colorado School of Mines	7		8		18		33	
Colorado State University	42		51		77		170	
Colorado State University - Pueblo	5		34		10		49	
Fort Lewis College	17		7		22		46	
Mesa State College	23		8		15		46	
Metropolitan State College	45		16		168		229	
University of Northern Colorado	21		34		64		119	
Western State College	3		10		11		24	
<b>Colorado Four-Year Private Institutions</b>	<b>34</b>	<b>2%</b>	<b>66</b>	<b>4%</b>	<b>88</b>	<b>4%</b>	<b>188</b>	<b>4%</b>
Colorado Christian University	1		6		13		20	
Colorado College	2		6		2		10	
Columbia College - Aurora					1		1	
Naropa University	9		1		1		11	
Nazarene Bible College			2					
Regis University	1		5		16		22	
Remington College					1			
Rocky Mountain College of Art & Design					3		3	
University of Denver	14		4		27		45	
US Air Force Academy	4		12		3		19	
For-profit Institutions**	3		30		21		57	
<b>Out-of-State Institutions</b>	<b>783</b>	<b>50%</b>	<b>546</b>	<b>36%</b>	<b>686</b>	<b>31%</b>	<b>2,015</b>	<b>38%</b>
<b>ALL TRANSFERS</b>	<b>1,551</b>	<b>100%</b>	<b>1,525</b>	<b>100%</b>	<b>2,204</b>	<b>100%</b>	<b>5,280</b>	<b>100%</b>

\* Students shown as transferring from and to the same campus transitioned from continuing education or non-degree status to degree-seeking status.

\*\* For-profit institutions include Argosy University, Art Institute of Colorado, Colorado Technical University, DeVry University, National American University, Parks College, and Westwood College.

## University of Colorado Retention and Graduation Rates

First-time, Full-time Degree-Seeking Undergraduates

### Boulder

**Freshman Retention Rate** 84%

(Fall 2010 Cohort: Percent Enrolled Fall 2011)

**Six-Year Graduation Rate** 68%

(2005 Cohort: Percent Graduated within Six Years)

### Colorado Springs

**Freshman Retention Rate** 71%

(Fall 2010 Cohort: Percent Enrolled Fall 2011)

**Six-Year Graduation Rate** 42%

(2005 Cohort: Percent Graduated within Six Years)

### Denver

**Freshman Retention Rate** 76%

(Fall 2010 Cohort: Percent Enrolled Fall 2011)

**Six-Year Graduation Rate** 40%

(2005 Cohort: Percent Graduated within Six Years)

## University of Colorado Degrees Awarded, FY 2011

	Bachelor's	Master's	Doctorate - Research	Doctorate - Professional Practice	All Degree Levels
<b>Boulder</b>	<b>6,254</b>	<b>1,253</b>	<b>363</b>	<b>176</b>	<b>8,046</b>
College of Arts and Sciences	4,358	384	217	5	4,964
Leeds School of Business	769	192	10		971
College of Engineering and Applied Science	581	426	92		1,099
College of Architecture and Planning	216				216
School of Journalism and Mass Communication	268	23	3		294
College of Music	62	38	25		125
School of Education		190	16		206
School of Law				171	171
<b>Colorado Springs</b>	<b>1,371</b>	<b>548</b>	<b>11</b>	<b>14</b>	<b>1,944</b>
College of Letters, Arts, and Sciences	787	63	4		854
College of Engineering and Applied Science	76	64	3		143
Beth-El College of Nursing and Health Sciences	170	65		14	249
College of Business and Administration	309	136			445
College of Education		192	4		196
School of Public Affairs	29	28			57
<b>Denver</b>	<b>1,819</b>	<b>1,789</b>	<b>29</b>	<b>-</b>	<b>3,637</b>
College of Architecture and Planning		205	2		207
College of Arts and Media	226	3			229
Business School	339	552	1		892
School of Education and Human Development <sup>1</sup>		578	11		589
College of Engineering and Applied Science	113	110	2		225
College of Liberal Arts and Sciences	1,098	160	9		1,267
School of Public Affairs	43	181	4		228
<b>Anschutz Medical Campus</b>	<b>215</b>	<b>227</b>	<b>64</b>	<b>447</b>	<b>953</b>
School of Dental Medicine		16		73	89
School of Medicine	1	51	52	202	306
College of Nursing	214	72	3	16	305
School of Pharmacy			6	156	162
School of Public Health		88	3		91
<b>CU Total</b>	<b>9,659</b>	<b>3,817</b>	<b>467</b>	<b>623</b>	<b>14,580</b>

<sup>1</sup> Education Specialists degrees (at total of 45) are included in the Master's degree count

All counts are duplicated degree counts (e.g. a student receiving two degrees is counted twice; a student with a double-major is counted twice; this is consistent with the state reporting method).

Source: SURDS Degrees file

## Student Achievement on Professional Exams

<b>Certified Public Account (CPA) Exam</b>	In 2010, CU students passed 52% of all CPA test events, compared to 48% nationally.
<b>Colorado Bar Exam (Law)</b>	2011 pass rate for first-time test-takers from CU-Boulder = 94%; the state pass rate excluding CU students = 83% (based on July 2011 test administration)
<b>NCLEX-RN (Nursing)</b>	2010 pass rates for baccalaureate program students = 94% at AMC and 95% at UCCS
<b>Physical Therapist Licensing Exam</b>	2011 CU pass rate = 98%; national pass rate = 89%
<b>Central Regional Dental Test</b>	2010 CU overall pass rate = 91%
<b>National Board of Dental Examinations</b>	2010 average score = 81% for both Pt1 and Pt2; national average score for Pt1 = 80% and Pt2 = 79%
<b>US Medical Licensing Exam Step 1</b>	2010 CU pass rate = 92%
<b>US Medical Licensing Exam Step 2</b>	2010-11 CU pass rate = 98% (clinical knowledge) and 96% (clinical skills)
<b>National Pharmacy Licensing Exam</b>	2010 CU pass rate = 100%

## Student Satisfaction

Based on responses to the National Survey of Student Engagement (NSSE)

### Boulder

82% of seniors would attend this institution if they started over again

85% of seniors rated their entire educational experience as good or excellent

75% of seniors reported that other students were friendly or supportive

Source: [www.collegeportraits.org/CO/CU-Boulder/student\\_experiences](http://www.collegeportraits.org/CO/CU-Boulder/student_experiences)

### Colorado Springs

75% of seniors would attend this institution if they started over again

78% of seniors rated their entire educational experience as good or excellent

73% of seniors reported that other students were friendly or supportive

Source: [www.collegeportraits.org/CO/UCCS/student\\_experiences](http://www.collegeportraits.org/CO/UCCS/student_experiences)

### Denver

74% of seniors would attend this institution if they started over again

82% of seniors rated their entire educational experience as good or excellent

77% of seniors reported that other students were friendly or supportive

Source: [www.collegeportraits.org/CO/UCD/student\\_experiences](http://www.collegeportraits.org/CO/UCD/student_experiences)

# CU Faculty and Staff

Faculty and Staff Headcount, Fall 2011

Distinguished Professors

President's Teaching Scholars



## University of Colorado Faculty and Staff Headcount, Fall 2011

	Boulder			Colorado Springs			Denver/Anschutz			System Administration			CU Total		
	Full-Time	Part-Time	Total	Full-Time	Part-Time	Total	Full-Time	Part-Time	Total	Full-Time	Part-Time	Total	Full-Time	Part-Time	Total
<b>Faculty/Academic Staff</b>	<b>2,680</b>	<b>1,109</b>	<b>3,789</b>	<b>352</b>	<b>393</b>	<b>745</b>	<b>4,712</b>	<b>866</b>	<b>5,578</b>	-	-	-	<b>7,744</b>	<b>2,368</b>	<b>10,112</b>
Instructional Faculty	1,344	663	2,007	335	377	712	2,812	603	3,415				4,491	1,643	6,134
Tenured/Tenure Track	1,062	-	1,062	217	8	225	1,723	31	1,754				3,002	39	3,041
Full Professor	443	-	443	74	4	78	496	14	510				1,013	18	1,031
Associate Professor	340	-	340	68	3	71	591	14	605				999	17	1,016
Assistant Professor	279	-	279	75	1	76	636	3	639				990	4	994
Non-Tenure Track	282	663	945	118	369	487	1,089	572	1,661				1,489	1,604	3,093
Instructor/Sr. Instructor	282	7	289	113	43	156	938	12	950				1,333	62	1,395
Other	-	656	656	5	326	331	151	560	711				156	1,542	1,698
Research Faculty/Academic Research Staff	1,336	446	1,782	17	16	33	1,852	68	1,920				3,205	530	3,735
Public Service Faculty	-	-	-	-	-	-	48	195	243				48	195	243
<b>Staff</b>	<b>2,877</b>	<b>586</b>	<b>3,463</b>	<b>431</b>	<b>102</b>	<b>533</b>	<b>2,226</b>	<b>182</b>	<b>2,408</b>	<b>297</b>	<b>48</b>	<b>345</b>	<b>5,831</b>	<b>918</b>	<b>6,749</b>
Officers	21	2	23	12	-	12	30	-	30	21	2	23	84	4	88
Executive/Administrative/Managerial	576	94	670	97	19	116	388	47	435	172	37	209	1,233	197	1,430
Other Professionals (support/service)	713	211	924	147	42	189	948	51	999	82	5	87	1,890	309	2,199
Technical and Paraprofessionals	510	110	620	-	-	-	455	73	528	15	1	16	980	184	1,164
Clerical and Secretarial	329	113	442	100	22	122	205	10	215	7	3	10	641	148	789
Skilled Crafts	179	11	190	-	-	-	96	-	96	-	-	-	275	11	286
Service/Maintenance	549	45	594	75	19	94	104	1	105	-	-	-	728	65	793
<b>TOTAL</b>	<b>5,557</b>	<b>1,695</b>	<b>7,252</b>	<b>783</b>	<b>495</b>	<b>1,278</b>	<b>6,938</b>	<b>1,048</b>	<b>7,986</b>	<b>297</b>	<b>48</b>	<b>345</b>	<b>13,575</b>	<b>3,286</b>	<b>16,861</b>

Includes all employees reported for IPEDS for Fall 2011; **excludes student and other temporary employees** and those on leave without pay.

Library faculty - including tenured/tenure-track - are shown under "other professional" to be consistent with IPEDS reporting conventions.

## Distinguished Professors

CU encourages faculty to excel both in the classroom and in research and scholarship. Excellence in teaching ensures that students derive all they can from faculty, and research is vital to a comprehensive university because it helps faculty stay at the forefront of their fields. CU supports its faculty through professional development programs that aim to improve the quality of undergraduate and graduate teaching. The CU-Boulder Faculty Teaching Excellence Program provides a forum for faculty to share ideas and methods for effective teaching. The Center for Faculty Development at CU Denver assists faculty with teaching, research, technology, and outcomes assessment. The Teaching and Learning Center at UCCS seeks to advance quality teaching and learning by educating and supporting the faculty with respect to the pedagogical and technological aspects of teaching and learning.

The University of Colorado extends the title "distinguished professor" to recognize the outstanding contributions of CU faculty members to their academic disciplines, as attested to by national or international recognition and/or their significant public service achievements. Candidates for this honor must demonstrate accomplishments in exemplary teaching and distinguished scholarship or creative work.

### ACTIVE

**Kristi S. Anseth, Ph.D.**  
*Chemical & Biological Engineering - Boulder*

**William P. Arend, M.D.**  
*Medicine/Rheumatology - Anschutz Medical Campus*

**Frank S. Barnes, Ph.D.**  
*Electrical/Computer Engineering - Boulder*

**Roger G. Barry, Ph.D.**  
*Geography - Boulder*

**John C. Cambier, Ph.D.**  
*Immunology - Anschutz Medical Campus  
National Jewish Health*

**Marvin Caruthers, Ph.D.**  
*Chemistry/Biochemistry - Boulder*

**Wayne Cascio, Ph.D.**  
*Business - Denver*

**Thomas R. Cech, Ph.D.**  
*Chemistry/Biochemistry - Boulder*

**Reuben Cherniack, M.D.**  
*Medicine - Anschutz Medical Campus*

**Henry N. Claman, Ph.D.**  
*Microbiology/Immunology & Medicine -  
Anschutz Medical Campus*

**Peter deLeon, Ph.D.**  
*Public Affairs - Denver*

**Andrzej Ehrenfeucht, Ph.D.**  
*Computer Science - Boulder*

**Margaret A. Eisenhart, Ph.D.**  
*Education - Boulder*

**Stephen I. Goodman, M.D.**  
*Medicine - Anschutz Medical Campus*

**Kathryn Bloch Horwitz, Ph.D.**  
*Medicine/Endocrinology - Anschutz Medical Campus*

**Peter Henson, M.D.**  
*Medicine - Anschutz Medical Campus*

**John W. Kappler, Ph.D.**  
*Immunology - Anschutz Medical Campus  
Howard Hughes Medical Institute  
National Jewish Health*

**Donald Klingner, Ph.D.**  
*Public Affairs - Colorado Springs*

**Carl Lineberger, Ph.D.**  
*Chemistry/Biochemistry - Boulder*

**Steven Maier, Ph.D.**  
*Psychology - Boulder*

**Spero M. Manson, Ph.D.**  
*Psychiatry - Anschutz Medical Campus*

**James R. Markusen, Ph.D.**  
*Economics - Boulder*

**Philippa Marrack, Ph.D.**  
*Immunology - Anschutz Medical Campus  
Howard Hughes Medical Institute  
National Jewish Health*

**Robert C. Murphy, Ph.D.**  
*Pharmacology - Anschutz Medical Campus*

**Allan McMurray**  
*Music - Boulder*

**Jane Menken, Ph.D.**  
*Sociology - Boulder*

**Margaret M. Murnane, Ph.D.**  
*JILA & Physics and Electrical and Computer Engineering - Boulder*

**Norman R. Pace, Ph.D.**  
*Molecular, Cellular & Developmental Biology - Boulder*

**Zoya Popovic, Ph.D.**  
*Electrical, Computer and Energy Engineering - Boulder*

**Thomas A Pyszczynski, Ph.D.**  
*Psychology - Colorado Springs*

**E. Chester Ridgway, M.D.**  
*Medicine - Anschutz Medical Campus*

**Lorrie Shepard, Ph.D.**  
*Education - Boulder*

**Paul E. Teske, Ph.D.**  
*Public Affairs - Denver*

**Margaret Tolbert, Ph.D.**  
*Chemistry and Biochemistry - Boulder*

**Richard Traystman, Ph.D.**  
*Medicine - Anschutz Medical Campus*

**Linda M. R. Watkins, Ph.D.**  
*Psychology & Center for Neurosciences - Boulder*

**Jean Watson, Ph.D.**  
*Nursing and Center for Human Caring - Anschutz Medical Campus*

**Carl E. Wieman, Ph.D.**  
*Physics - Boulder*

**Charles F. Wilkinson, LL.B.**  
*Law - Boulder*

## Distinguished Professors (continued)

### RETIRED

**Delbert S. Elliott, Ph.D.**  
*Institute of Behavioral Science - Boulder*

**Barbara Alpern Engel, Ph.D.**  
*History - Boulder*

**Stephen Fischer-Galati, Ph.D.**  
*History - Boulder*

**Fred W. Glover**  
*Business - Boulder*

**Richard Jessor, Ph.D.**  
*Psychology & Institute of Behavioral Science - Boulder*

**Robert L. Linn, Ph.D.**  
*Education - Boulder*

**Richard McCray, Ph.D.**  
*Astrophysical/Planetary Sciences - Boulder*

**J. Richard McIntosh, Ph.D.**  
*Molecular, Cellular and Developmental Biology - Boulder*

**Marjorie K. McIntosh, Ph.D.**  
*History - Boulder*

**G. Barry Pierce, M.D.**  
*Pathology - Anschutz Medical Campus*

**David Prescott, Ph.D.**  
*Molecular, Cellular and Developmental Biology - Boulder*

**Wolfgang Schmidt, Ph.D.**  
*Mathematics - Boulder*

**David W. Talmage, Ph.D.**  
*Research Affairs - Anschutz Medical Campus*

**William B. Wood, Ph.D.**  
*Molecular, Cellular and Developmental Biology - Boulder*

### DECEASED

**Hazel E. Barnes, Ph.D.**  
*Philosophy - Boulder*

**Kenneth Boulding, Ph.D.**  
*Economics - Boulder*

**James S. (Stan) Brakhage**  
*Film Studies - Boulder*

**Stuart Cook, Ph.D.**  
*Psychology - Boulder*

**J. Daniel Couger, Ph.D.**  
*Computer & Management Science - Colorado Springs*

**Stanley Cristol, Ph.D.**  
*Chemistry/Biochemistry - Boulder*

**David Hawkins, Ph.D.**  
*Philosophy - Boulder*

**Keith R. Porter, Ph.D.**  
*MCD Biology - Boulder*

**Theodore T. Puck, Ph.D.**  
*Biochemistry/Biophysics/Genetics - Anschutz Medical Campus*

**Arthur Robinson, M.D.**  
*Biochemistry/Molecular Genetics - Anschutz Medical Campus*

**Norman Weiner, M.D.**  
*Pharmacology - Anschutz Medical Campus*

**Gilbert White, Ph.D.**  
*Geography - Boulder*

## President's Teaching Scholars

The President's Teaching Scholars program brings together faculty from all CU campuses who have been recognized for their excellence in teaching, as well as research and creative work. Each scholar receives a stipend for two years, can access campus funds reserved for promoting teaching excellence, and holds the title of President's Teaching Scholar for the life of their association with the University of Colorado. Teaching scholars contribute to their campuses by participating in various university-sponsored activities designed to foster and recognize teaching excellence. They design, develop, and execute their own projects to enhance students' learning experiences. The signature project of the program's designers is the Colorado Learning Assessment Studies, or CLAS, a research project focusing on how students best learn and how faculty can best engage students in their learning. Since the program was initiated, 79 faculty members have received recognition. Fifty-two still teach at CU.

<b>Robert E. Averbach</b> 1989 <i>Dentistry - Anschutz Medical Campus</i>	<b>Jerry Flack*</b> 1990 <i>Education - Colorado Springs</i>	<b>David M. Prescott†</b> 1993 <i>MCD Biology - Boulder</i>	<b>Daniel Barth</b> 2004 <i>Psychology - Boulder</i>
<b>Martin Bickman</b> 1989 <i>English - Boulder</i>	<b>Michael Grant</b> 1990 <i>EPO Biology - Boulder</i>	<b>Judith Stalnaker*</b> 1993 <i>Civil Engineering - Denver</i>	<b>Carl Wieman</b> 2004 <i>Physics - Boulder</i>
<b>Douglas A. Burger*</b> 1989 <i>English - Boulder</i>	<b>Jack Kelso*</b> 1990 <i>Anthropology - Boulder</i>	<b>Mitchell Handelsman</b> 1994 <i>Psychology - Denver</i>	<b>Michael Eisenberg</b> 2006 <i>Computer Science - Boulder</i>
<b>Laura D. Goodwin</b> 1989 <i>Education - Denver</i>	<b>William B. Krantz*</b> 1990 <i>Chemical Engineering - Boulder</i>	<b>Donald J. Kleier</b> 1994 <i>Dentistry - Anschutz Medical Campus</i>	<b>Shelby Wolf</b> 2006 <i>Education - Boulder</i>
<b>Nancy K. Hill†</b> 1989 <i>Humanities - Boulder</i>	<b>G. Dale Meyer*</b> 1990 <i>Business - Boulder</i>	<b>Glenn T. Morris</b> 1994 <i>Political Science - Denver</i>	<b>Diane A. Conlin</b> 2008 <i>Art &amp; Art History, Classics - Boulder</i>
<b>Clayton H. Lewis</b> 1989 <i>Computer Science - Boulder</i>	<b>Robert Pois†</b> 1990 <i>History - Boulder</i>	<b>J. Michael Shull</b> 1994 <i>Astrophysical &amp; Planetary Sciences - Boulder</i>	<b>Stanley A. Deetz</b> 2008 <i>Communication - Boulder</i>
<b>John R. Mays*</b> 1989 <i>Civil Engineering - Denver</i>	<b>Clyde Tucker*</b> 1990 <i>Physiology - Anschutz Medical Campus</i>	<b>Joan E. Klingel Ray</b> 1994 <i>English - Colorado Springs</i>	<b>Steven J. Pollock</b> 2008 <i>Physics - Boulder</i>
<b>Ronald W. Melicher</b> 1989 <i>Business - Boulder</i>	<b>James Burkhart</b> 1991 <i>Physics- Colorado Springs</i>	<b>Dennis Van Gerven</b> 1995 <i>Anthropology - Boulder</i>	<b>Elizabeth Robertson**</b> 2008 <i>English - Boulder</i>
<b>John Nolte**</b> 1989 <i>Medicine - Anschutz Medical Campus</i>	<b>Lee V. Chambers</b> 1991 <i>History - Boulder</i>	<b>Gene Abrams</b> 1996 <i>Mathematics - Colorado Springs</i>	<b>Steven G. Medema</b> 2008 <i>Economics - Denver</i>
<b>Edwin Rivers</b> 1989 <i>English - Boulder</i>	<b>Anne Costain</b> 1991 <i>Political Science - Boulder</i>	<b>William A. Robinson*</b> 1996 <i>Medicine - Anschutz Medical Campus</i>	<b>Lonnie R. Johnson</b> 2009 <i>Surgical Dentistry - Anschutz Medical Campus</i>
<b>Norton L. Steuben*</b> 1989 <i>Law - Boulder</i>	<b>James Palmer</b> 1991 <i>Film Studies - Boulder</i>	<b>Linda R. Watkins</b> 1996 <i>Psychology - Boulder</i>	<b>Paul Harvey</b> 2009 <i>History - Colorado Springs</i>
<b>Barbara Swaby</b> 1989 <i>Education - Colorado Springs</i>	<b>John R. Taylor*</b> 1991 <i>Physics - Boulder</i>	<b>Denise C. Webster*</b> 1996 <i>Nursing - Anschutz Medical Campus</i>	<b>Andrea O'Reilly Herrera</b> 2009 <i>Women's &amp; Ethnic Studies - Colorado Springs</i>
<b>Klaus D. Timmerhaus*</b> 1989 <i>Chemical Engineering - Boulder</i>	<b>William Briggs*</b> 1992 <i>Mathematics - Denver</i>	<b>Hiroshi Motomura**</b> 1997 <i>Law - Boulder</i>	<b>Diane Sieber</b> 2010 <i>Engineering &amp; Applied Science - Boulder</i>
<b>Richard Van DeWeghe</b> 1989 <i>English - Denver</i>	<b>J. John Cohen</b> 1992 <i>Immunology - Anschutz Medical Campus</i>	<b>Carolyn Yucha**</b> 1997 <i>Nursing - Anschutz Medical Campus</i>	<b>Mark Earnest</b> 2011 <i>Internal Medicine - Anschutz Medical Campus</i>
<b>Donald Warrick</b> 1989 <i>Business - Colorado Springs</i>	<b>Alexander Cruz</b> 1992 <i>EPO Biology - Boulder</i>	<b>Harvey Segur</b> 1998 <i>Mathematics - Boulder</i>	<b>Robert Feinstein</b> 2011 <i>Psychiatry - Anschutz Medical Campus</i>
<b>Marvin Anderson†</b> <i>Electrical Engineering - Denver</i>	<b>Wesley Morrision</b> 1992 <i>Philosophy - Boulder</i>	<b>Robert Camley</b> 1999 <i>Physics - Colorado Springs</i>	<b>David Klaus</b> 2011 <i>Aerospace Engineering - Boulder</i>
<b>Rex Burns*</b> 1990 <i>English - Denver</i>	<b>Marianne Wesson</b> 1992 <i>Law - Boulder</i>	<b>Brian Argrow</b> 2000 <i>Aerospace Engineering - Boulder</i>	<b>Eric Stade</b> 2011 <i>Mathematics - Boulder</i>
<b>Leslie Burrows*</b> 1990 <i>Dentistry - Anschutz Medical Campus</i>	<b>David E. Carrasco**</b> 1993 <i>Religious Studies - Boulder</i>	<b>John L. Falconer</b> 2000 <i>Chemical Engineering - Boulder</i>	<b>Noah Finkelstein</b> 2012 <i>Physics - Boulder</i>
<b>Frederick Coolidge</b> 1990 <i>Psychology- Colorado Springs</i>	<b>James H. Curry</b> 1993 <i>Applied Mathematics - Boulder</i>	<b>David Kroll**</b> 2000 <i>Pharmacy - Anschutz Medical Campus</i>	<b>Harihar Rajaram</b> 2012 <i>Civil, Environmental &amp; Architectural Engineering - Boulder</i>
<b>Michael Cummings</b> 1990 <i>Political Science - Denver</i>	<b>Thomas P. Huber</b> 1993 <i>Geography &amp; Environmental Studies- Colorado Springs</i>	<b>James (Jim) Symons*</b> 2000 <i>Theatre &amp; Dance - Boulder</i>	

\* retired/emeritus

\*\* currently teaching at another institution

† deceased

# CU Research

Sponsored Research Awards

## University of Colorado Sponsored Research Awards

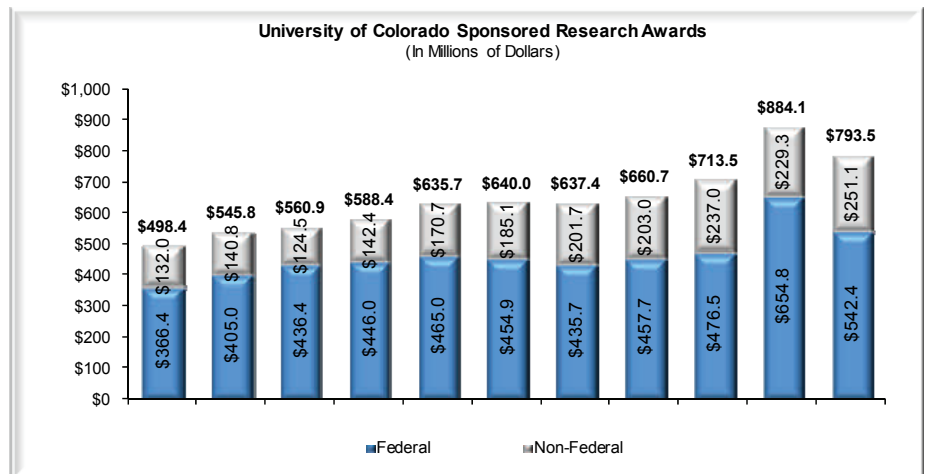
(reported in millions of dollars)

Campus	2001	2002	2003	2004	2005	2006	2007	2008	2009	2010*	2011	% Change 2001-2011
Boulder	\$219.0	\$229.0	\$250.4	\$259.7	\$257.6	\$256.4	\$266.1	\$280.0	\$339.7	\$454.4	\$359.1	64.0%
Colorado Springs	\$2.7	\$1.9	\$5.2	\$6.2	\$8.7	\$10.3	\$7.9	\$9.2	\$8.7	\$8.3	\$12.4	360.1%
Denver	\$16.7	\$20.3	\$19.1	\$22.7	\$18.6	\$23.5	\$19.8	\$17.9	\$22.8	\$22.2	\$21.8	30.5%
Anschutz Medical Campus	\$260.1	\$294.6	\$286.1	\$299.8	\$350.8	\$349.8	\$343.6	\$353.6	\$342.4	\$399.2	\$400.1	53.9%
<b>TOTAL</b>	<b>\$498.4</b>	<b>\$545.8</b>	<b>\$560.9</b>	<b>\$588.4</b>	<b>\$635.7</b>	<b>\$640.0</b>	<b>\$637.4</b>	<b>\$660.7</b>	<b>\$713.5</b>	<b>\$884.1</b>	<b>\$793.5</b>	<b>59.2%</b>

Campus	2001	2002	2003	2004	2005	2006	2007	2008	2009	2010*	2011	% Change 2001-2011
Federal	\$366.4	\$405.0	\$436.4	\$446.0	\$465.0	\$454.9	\$435.7	\$457.7	\$476.5	\$654.8	\$542.4	48.0%
Non-Federal	\$132.0	\$140.8	\$124.5	\$142.4	\$170.7	\$185.1	\$201.7	\$203.0	\$237.0	\$229.3	\$251.1	90.2%
<b>TOTAL</b>	<b>\$498.4</b>	<b>\$545.8</b>	<b>\$560.9</b>	<b>\$588.4</b>	<b>\$635.7</b>	<b>\$640.0</b>	<b>\$637.4</b>	<b>\$660.7</b>	<b>\$713.5</b>	<b>\$884.1</b>	<b>\$793.5</b>	<b>59.2%</b>

\* The large gain in 2010 is partly due to the University's success in securing reseach funding made available by the American Recovery and Reinvestment Act (ARRA).

Project Sponsor	FY 2011 Award Total (in millions)
<b>Federal</b>	<b>\$542.4</b>
Health & Human Services	\$283.5
National Science Foundation	\$70.7
NASA	\$61.1
Commerce	\$48.0
Defense	\$29.5
Energy	\$21.3
Education	\$11.1
Veteran's Affairs	\$6.2
Interior	\$3.0
Other Federal	\$8.0
<b>Nonfederal</b>	<b>\$251.1</b>
<b>All</b>	<b>\$793.5</b>



# CU Financial Information

CU Budget, FY 2012

Capital Assets

Cost of Attendance, FY 2012

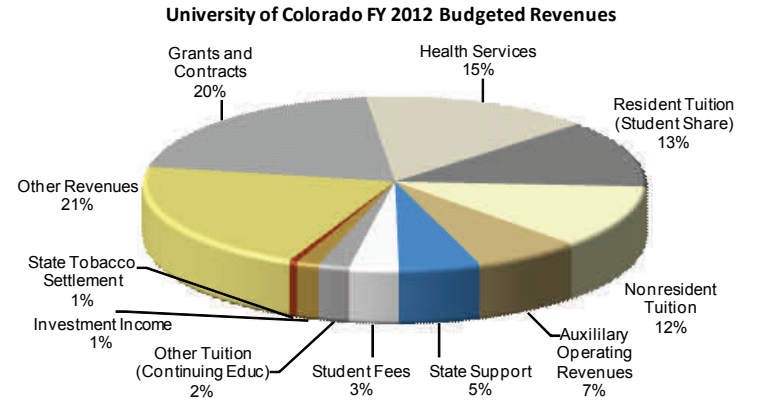
Student Financial Assistance, FY 2011

Bond Ratings

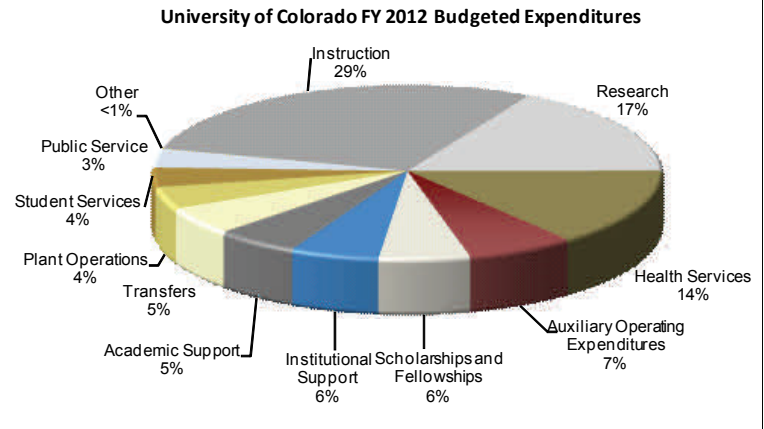
# University of Colorado FY 2012 Budget

## \$2.8 Billion

FY 2012 Budgeted Revenues		
Grants and Contracts	573,024,214	20%
Health Services	423,754,875	15%
Resident Tuition (Student Share)	357,999,839	13%
Nonresident Tuition	332,684,243	12%
Auxiliary Operating Revenues	193,491,863	7%
State Support	145,775,732	5%
Student Fees	88,435,274	3%
Other Tuition (Continuing Educ)	55,499,381	2%
Investment Income	41,270,847	1%
State Tobacco Settlement	14,546,727	1%
Other Revenues	589,181,340	21%
<b>TOTAL</b>	<b>2,815,664,335</b>	<b>100%</b>



FY 2012 Budgeted Expenditures		
Instruction	812,020,999	29%
Research	476,798,482	17%
Health Services	403,779,100	14%
Auxiliary Operating Expenditures	191,477,397	7%
Scholarships and Fellowships	161,040,902	6%
Institutional Support	158,077,271	6%
Academic Support	149,081,240	5%
Transfers	146,631,092	5%
Plant Operations	115,711,684	4%
Student Services	101,305,992	4%
Public Service	99,015,740	4%
Other	724,437	<1%
<b>TOTAL</b>	<b>2,815,664,335</b>	<b>100%</b>





## Capital Assets

The university owns and maintains over 297 buildings containing 16.5 million gross square feet with a current recorded value<sup>1</sup> of approximately \$3.5 billion dollars.

### University of Colorado Building Inventory

Campus	Number of Buildings	Gross Square Feet
Boulder	195	11,267,418
Colorado Springs	49	1,714,893
Denver	3	454,061
Anschutz Medical Campus	32	3,828,594
<b>TOTAL</b>	<b>279</b>	<b>17,264,966</b>

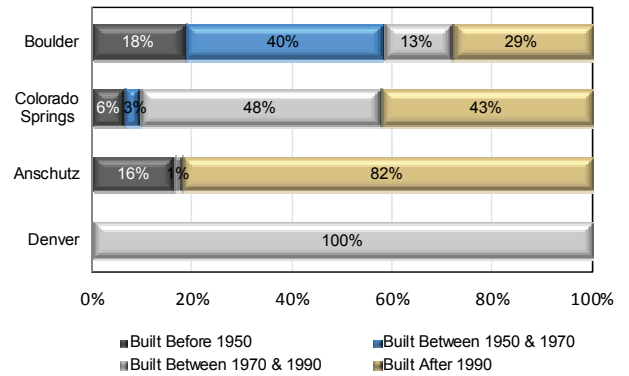
Source: Office of the State Architect, December 2011; Campus Data

### General Fund Buildings Eligible for State Controlled Maintenance Funding

Campus	Gross Square Feet (GSF)	FY 2011 Student FTE	GSF/Student FTE
Boulder	5,543,946	26,779	207
Colorado Springs	904,699	7,278	124
Anschutz Medical Campus	3,627,928	3,850	942

Campus	Gross Square Feet (GSF)	State Controlled Maintenance Funding, FY 2011	Controlled Maintenance Funding/GSF
Boulder	5,543,946	\$607,492	\$0.11
Colorado Springs	904,699	\$187,588	\$0.21
Anschutz Medical Campus	3,627,928	\$0	\$0.00
<b>All Other CO Public Institutions</b>	<b>28,892,275</b>	<b>\$2,310,085</b>	<b>\$0.08</b>

**Age of Building Stock**  
(Auxiliary and General Fund, based on Square Footage)



## University of Colorado Cost of Attendance for Full-Time Students, FY 2012

Resident	Undergraduate <sup>b</sup>	Graduate	Mandatory Fees <sup>c</sup>	Room & Board
Boulder <sup>a</sup>	\$7,672	\$9,378	\$1,480 UG	\$11,278 UG
			\$1,489 Grad	\$8,712 Grad
Colorado Springs <sup>a</sup>	\$6,720	\$7,974	\$1,174	\$7,990 UG
				\$8,712 Grad
Denver Campus <sup>a</sup>	\$6,776	\$7,452	\$926	\$9,890 UG
				\$8,712 Grad
<b>Anschutz Medical Campus</b>				
Nursing (BS)	\$9,900		\$267	\$8,712
Nursing (MS, ND)		\$14,250	\$267	\$8,712
Nursing (PhD)		\$13,500	\$267	\$8,712
Public Health (MPH)		\$18,090	\$267	\$8,712
Medicine (MD)		\$29,984	\$267	\$8,712
Dental Medicine (DDS)		\$26,484	\$267	\$8,712
Pharmacy (PharmD)		\$20,910	\$267	\$8,712

<sup>a</sup> Tuition based on enrollment in Arts & Sciences/Liberal Arts; tuition varies by school/college

<sup>b</sup> Resident undergraduate tuition rates do not include the \$1,860 that is offset for eligible students by the College Opportunity Fund

<sup>c</sup> Mandatory fees are charged to students on a semester basis and are directly related to a specific activity/program; do not include instructional course fees

Non-Resident	Undergraduate	Graduate	Mandatory Fees <sup>b</sup>	Room & Board
Boulder <sup>a</sup>	\$28,850	\$25,254	\$1,480 UG	\$11,278 UG
			\$1,489 Grad	\$8,712 Grad
Colorado Springs <sup>a</sup>	\$16,240	\$17,820	\$1,174	\$7,990 UG
				\$8,712 Grad
Denver Campus <sup>a</sup>	\$21,138	\$20,982	\$926	\$9,890 UG
				\$8,712 Grad
<b>Anschutz Medical Campus</b>				
Nursing (BS)	\$24,570		\$267	\$8,712
Nursing (MS, PhD, DNP)		\$29,700	\$267	\$8,712
Public Health (MPH)		\$32,610	\$267	\$8,712
Medicine (MD)		\$29,984	\$26,222 <sup>c</sup>	\$8,712
Dental Medicine (DDS)		\$26,484	\$25,570 <sup>c</sup>	\$8,712
Pharmacy (PharmD)		\$34,964	\$267	\$8,712

<sup>a</sup> Tuition based on enrollment in Arts & Sciences/Liberal Arts; tuition varies by school/college

<sup>b</sup> Mandatory fees are charged to students on a semester basis and are directly related to a specific activity/program; do not include instructional course fees

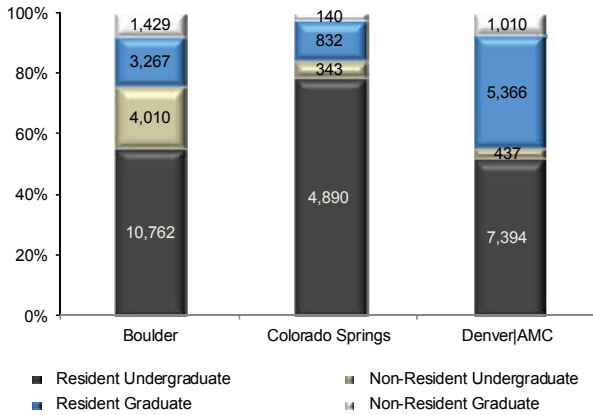
<sup>c</sup> An "accountable student support fee" is charged to students who, upon admission into medical or dental school, will not be receiving funding from the state of Colorado or a cooperative state for any portion of the costs incurred in participating in their training program.

## University of Colorado Student Financial Assistance, FY 2011

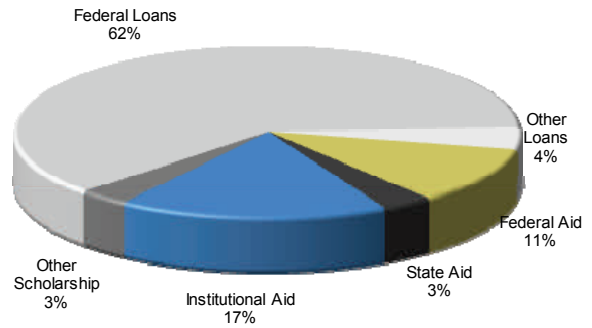
	Boulder	Colorado Springs	Denver AMC	CU System
<b>Number of Students Receiving Financial Aid</b>	<b>19,468</b>	<b>6,205</b>	<b>14,207</b>	<b>39,880</b>
Resident Undergraduate	10,762	4,890	7,394	23,046
Non-Resident Undergraduate	4,010	343	437	4,790
Resident Graduate	3,267	832	5,366	9,465
Non-Resident Graduate	1,429	140	1,010	2,579
<b>Amount of Aid</b>	<b>\$328,900,751</b>	<b>\$70,117,705</b>	<b>\$229,245,029</b>	<b>\$628,263,485</b>
Federal Aid	\$32,932,548	\$11,672,920	\$23,241,948	\$67,847,416
State Aid	\$8,430,059	\$3,624,770	\$8,484,013	\$20,538,842
Institutional Aid	\$85,662,842	\$7,420,698	\$14,670,380	\$107,753,920
Other Scholarship	\$15,092,140	\$2,671,324	\$2,660,235	\$20,423,698
Federal Loans	\$167,863,322	\$43,169,337	\$175,991,168	\$387,023,827
Other Loans	\$18,919,840	\$1,558,656	\$4,197,286	\$24,675,782

Pell Grant Recipients, FY 2011	
Boulder	4,925
Colorado Springs	2,649
Denver AMC	3,816

**Number of Students Receiving Financial Aid, FY 2011**  
(Total Aid = \$628.3 million)



**CU Total Financial Aid, FY 2011**  
(Total = \$628.3 million)



## CU Bond Ratings

		Rating Agency		
		Moody's	Standard & Poor's	Fitch
Investment Grade	Aaa		AAA	AAA
	Aa1		AA+	<b>AA+</b>
	<b>Aa2</b>		AA	AA
	Aa3		<b>AA-</b>	AA-
	A1		A+	A+
	A2		A	A
	A3		A-	A-
	Baa1		BBB+	BBB+
	Baa2		BBB	BBB
	Baa3		BBB-	BBB-
	Ba1		BB+	BB+
	Ba2		BB	BB
	Ba3		BB-	BB-
	B1		B+	B+
	B2		B	B
	B3		B-	B-
	Caa		CCC+	CCC
	Ca		CCC	CC
	C		CCC-	C
		D	RD/D	

 **CU Rating**

Contact Information:

Jill Taylor  
Director, Institutional Research and Effectiveness  
Office of the Vice President and Chief Financial Officer  
University of Colorado  
1800 Grant Street, Suite 800  
Denver, Colorado 80203

Phone: 303-860-5612  
Email: [jill.taylor@cu.edu](mailto:jill.taylor@cu.edu)  
Web address: [www.cu.edu/ir](http://www.cu.edu/ir)

Produced: April 2012

Photos courtesy of the University of Colorado Boulder Department of University Communications