

Small changes coming to employee portal ^[1]



February 10, 2022 by [UIS Communications](#) ^[2]

After Feb. 12, you may notice some subtle differences when you log into the CU Resources area of the employee portal, driven by updates from CU's software vendor PeopleSoft.

The notifications alert is updated. A small, red exclamation mark over the bell in the upper right corner alerts you to waiting notifications. Previously, this was a number that signified how many notifications you had.

Another change: The search box is moving to the top navigation bar. Since the search box is permanently open, the magnifying glass icon is no longer needed.

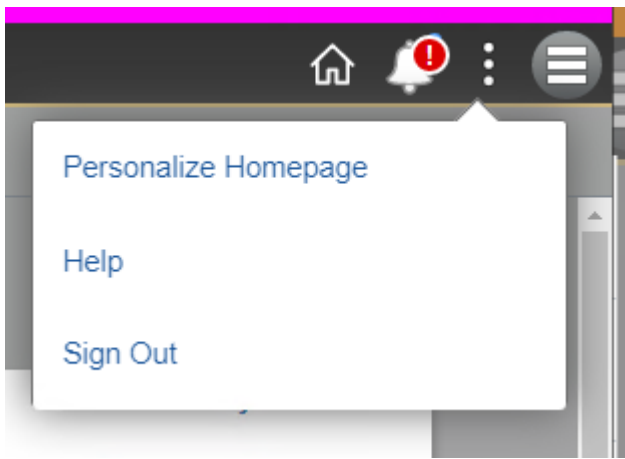


The old notification alert



The new notification alert

You will also have the option to leave the notifications panel open. To do so, click the three vertical dots to go to Personalize Homepage. Then, go to Personalize Homepage > Common Settings > Show Notifications Panel. Select YES to change the default setting.



Personalize Homepa

Common Settings

Show Notifications Panel ☒ Yes 

If you select Yes to show the Notifications Panel, here is how your home screen layout will look:



LEARNING IS PRICELESS. ALMOST.

Get the degree without the debt. Employees can apply for the Spring 2022 Tuition Assistance Benefit starting Dec. 13.



Motivosity



Paychecks



Finance

VPN



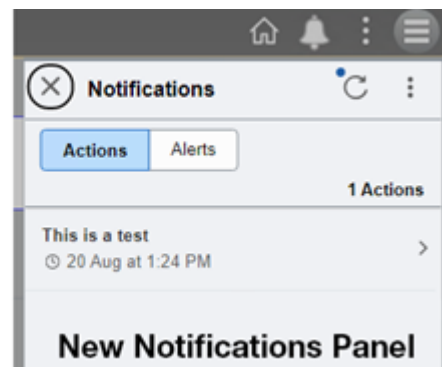
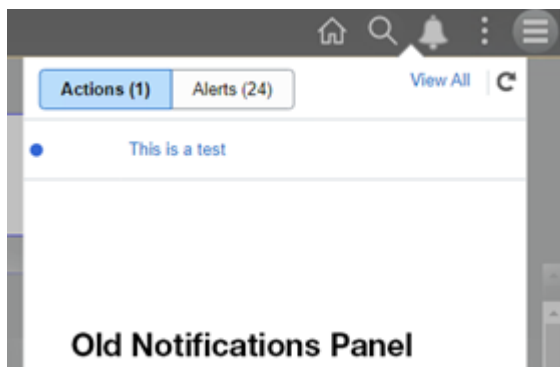
UIS TeamDynamix

TeamDynamix












S

LEARN, D
WI

Previously, the number of actions or alerts was shown on the buttons in the notifications panel. If you have actions or alerts, the numbers are displayed below and to the right of the buttons. If you do not have any actions or alerts, then neither button will be clickable.



Additionally, the Navigation Bar's icons have changed, and menu options are now sorted alphabetically.

NavBar: Menu 	
 Recently Visited	C <div>  Content Management > </div>
	G <div>  Grade Change Forms > </div>
 Favorites	H <div>  Human Capital Mgmt > </div>
 Menu	M <div>  My Content > </div>
	P <div>  PeopleTools > </div>
	<div>  Portal Administration > </div>
	W <div>  Worklist > </div>

The new employee portal layout



LEARNING IS PRICELESS. ALMOST.

Get the degree without the debt. Employees can apply for the Spring 2022 Tuition Assistance Benefit starting Dec. 13.




Paychecks



Cornerstone




Skillsoft Help



Request System Access



For reference, the old portal layout



The employee portal still works the same, with just these small changes to the notifications alert and search bar. If you have any questions or concerns, please contact help@cu.edu [3] or call 303-860-HELP (4357).

Employee Portal [4]

Display Title:

Small changes coming to employee portal

Send email when Published:

No

Source URL:<https://www.cu.edu/blog/work-life/small-changes-coming-employee-portal>

Links

[1] <https://www.cu.edu/blog/work-life/small-changes-coming-employee-portal> [2]

<https://www.cu.edu/blog/work-life/author/65709>

[3] <mailto:help@cu.edu?subject=Employee%20Portal%20Question> [4] <https://www.cu.edu/blog/work-life/tag/employee-portal>