

5 Reasons You Should Be Using Canva ^[1]

February 26, 2020 by [Nicole Dayney](#) | [Office of Digital Education](#) ^[2]

Being creative comes naturally to some; they can design and create easily and quickly. For some of us, it's a bit harder to get the creativity flowing; we need a little guidance! Before becoming a Training Coordinator, I hadn't heard of Canva. When I first heard the name, I was picturing a tool to design blank canvases. Canva is an easy graphic-design tool that's incredibly user-friendly. I firmly believe everyone, no matter what you do, needs this tool. I'm breaking down the best uses for Canva for higher education.

1. Upgrading your Assignments

When students are enrolled in several courses, seeing black text on white paper can cause eyes to become strained. Make your assignments, prompts, etc. a fun twist with the premade designs in Canva. Bonus: you can save time creating charts with their easy to enter text boxes.

Worksheets



ENGLISH BOOK REVIEW

Name _____ Section _____
Teacher _____ Date _____

A BRIEF SUMMARY OF THE STORY

HOW CAN YOU RELATE WITH THE PROTAGONIST?

ENGLISH BOOK REVIEW | PAGE 1



Name _____ Date _____
Section _____ Score _____

Writing Exercise

Write a piece by completing the following clauses:

I am most passionate about...

My love for it began...

One day, I hope to be able to...



BLOG WRITING PROMPT

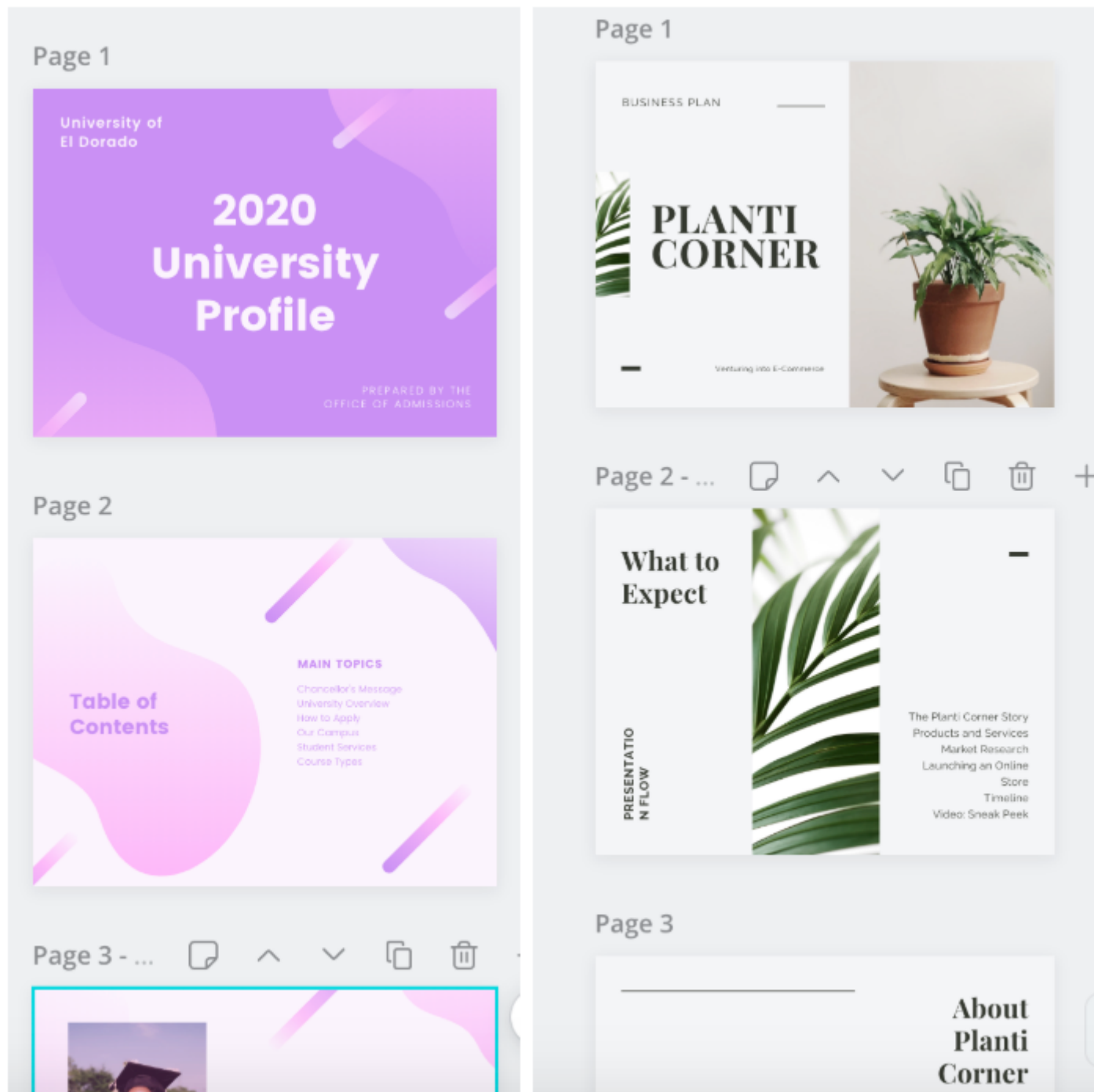
Name _____ Date _____
Section _____ Score _____

For this exercise, I'd like you to discuss your favorite band/music group. You may talk about their music and what it means to you. Use the 1st person POV.

2. Creating Visually Appealing Presentations

Move over Powerpoint and Google Slides - there's a new way to make beautiful

presentations. In Canva, you can choose from hundreds of professionally designed slides. With sharp designs and clean templates, Canva is the ideal tool to use for your presentations to present the audience with a creative approach to your content delivery.


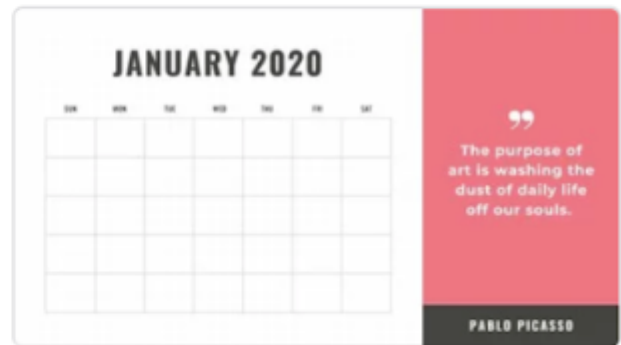


3. Staying Organized

If you're not using some sort of calendar to manage your day-to-day, you must be a superhuman! Staying organized in both personal and professional life is a crucial key to success. However, physical planners can get expensive. With Canva, they have a ton of pre-designed calendar designs. From fun designs to clean-cut professional designs, there is a

layout for everyone to use.

Calendars



4. Make Your Resume Stand Out

Sometimes you can be the most qualified candidate, but your name gets lost in the bottomless pile of resumes. Having an updated resume is important and being able to edit quickly and easily is equally as important! Canva has pre-built templates for any type of job to help make your resume stand out against the crowd.


Resumes



5. Creating Certificates and Certifications

With an impressive selection of certificate and certification designs, you can customize any achievement. These templates will be sure to give a professional look to your creations. You can add images and filters or edit text easily.

Certificates



This is only a shortlist of all the creations you can make in Canva. The best part is most everything is free unless you want to add some premium images or designs. I hope you can incorporate some of these designs into your courses or personal life!

Tools [3], technology [4], design [5]

Display Title:

5 Reasons You Should Be Using Canva

Send email when Published:

No

Source URL: <https://www.cu.edu/blog/online-teaching-blog/5-reasons-you-should-be-using-canva>

Links

[1] <https://www.cu.edu/blog/online-teaching-blog/5-reasons-you-should-be-using-canva>

[2] <https://www.cu.edu/blog/online-teaching-blog/author/55228> [3] <https://www.cu.edu/blog/online-teaching-blog/tag/tools> [4] <https://www.cu.edu/blog/online-teaching-blog/tag/technology>

[5] <https://www.cu.edu/blog/online-teaching-blog/tag/design>