





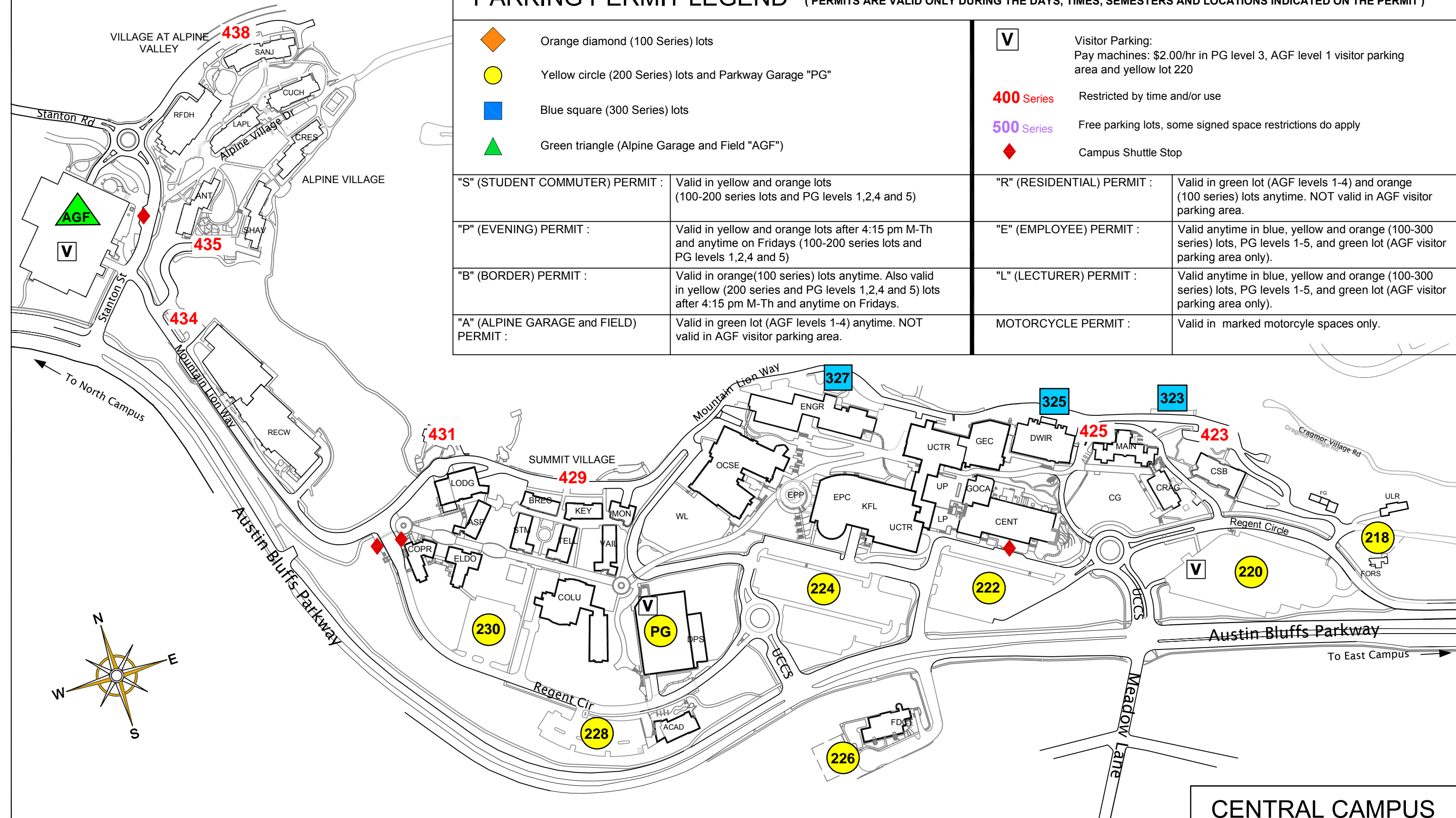


## PARKING PERMIT LEGEND ( PERMITS ARE VALID ONLY DURING THE DAYS, TIMES, SEMESTERS AND LOCATIONS INDICATED ON THE PERMIT )

-  Orange diamond (100 Series) lots
-  Yellow circle (200 Series) lots and Parkway Garage "PG"
-  Blue square (300 Series) lots
-  Green triangle (Alpine Garage and Field "AGF")





-  Visitor Parking:  
Pay machines: \$2.00/hr in PG level 3, AGF level 1 visitor parking area and yellow lot 220
- 400 Series** Restricted by time and/or use
- 500 Series** Free parking lots, some signed space restrictions do apply
-  Campus Shuttle Stop



"S" (STUDENT COMMUTER) PERMIT :	Valid in yellow and orange lots (100-200 series lots and PG levels 1,2,4 and 5)	"R" (RESIDENTIAL) PERMIT :	Valid in green lot (AGF levels 1-4) and orange (100 series) lots anytime. NOT valid in AGF visitor parking area.
"P" (EVENING) PERMIT :	Valid in yellow and orange lots after 4:15 pm M-Th and anytime on Fridays (100-200 series lots and PG levels 1,2,4 and 5)	"E" (EMPLOYEE) PERMIT :	Valid anytime in blue, yellow and orange (100-300 series) lots, PG levels 1-5, and green lot (AGF visitor parking area only).
"B" (BORDER) PERMIT :	Valid in orange(100 series) lots anytime. Also valid in yellow (200 series and PG levels 1,2,4 and 5) lots after 4:15 pm M-Th and anytime on Fridays.	"L" (LECTURER) PERMIT :	Valid anytime in blue, yellow and orange (100-300 series) lots, PG levels 1-5, and green lot (AGF visitor parking area only).
"A" (ALPINE GARAGE and FIELD) PERMIT :	Valid in green lot (AGF levels 1-4) anytime. NOT valid in AGF visitor parking area.	MOTORCYCLE PERMIT :	Valid in marked motorcycle spaces only.



**CENTRAL CAMPUS**

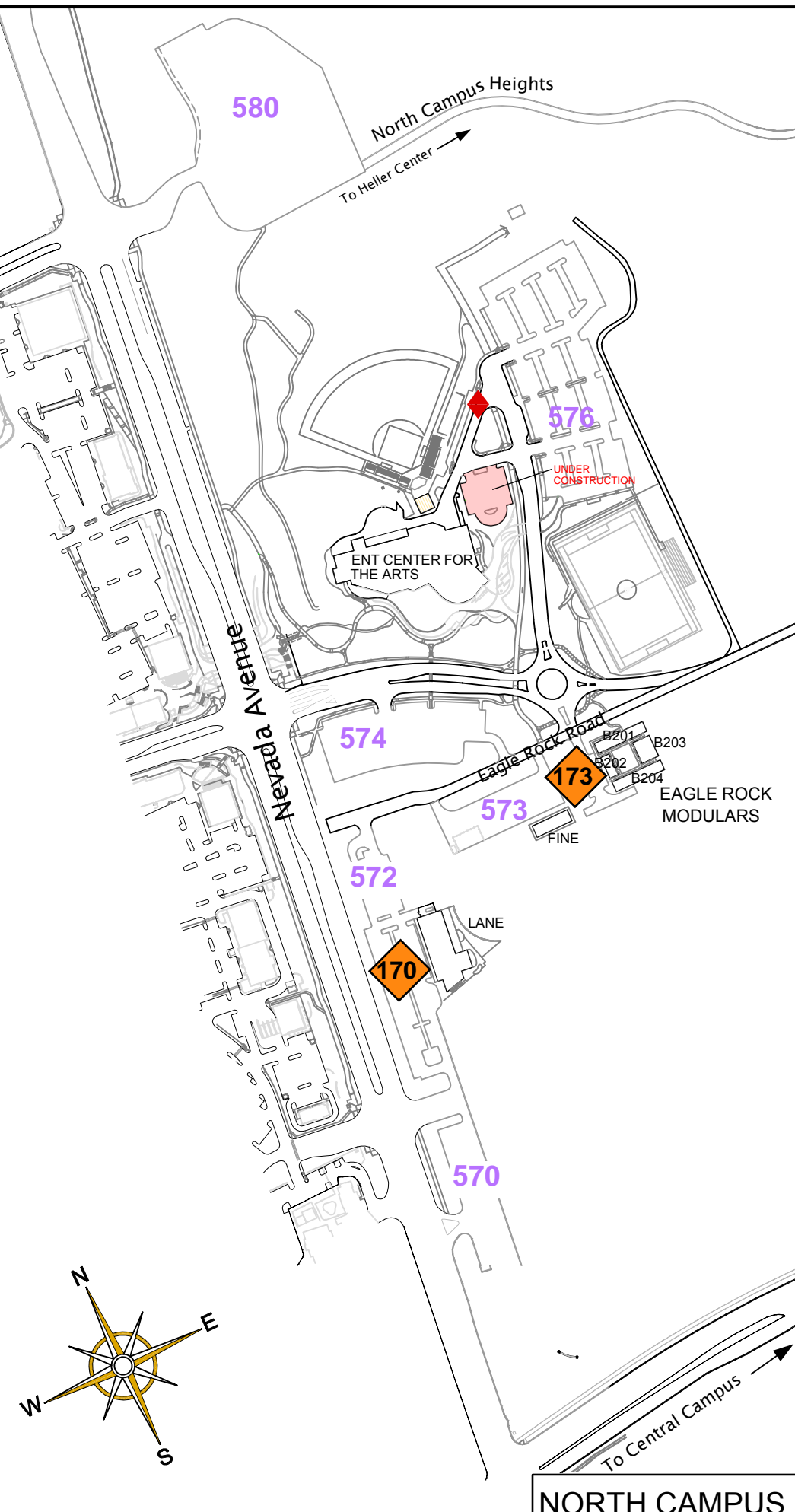
## PARKING PERMIT LEGEND ( PERMITS ARE VALID ONLY DURING THE DAYS, TIMES, SEMESTERS AND LOCATIONS INDICATED ON THE PERMIT )

-  Orange diamond (100 Series) lots
-  Yellow circle (200 Series) lots and Parkway Garage "PG"
-  Blue square (300 Series) lots
-  Green triangle (Alpine Garage and Field "AGF")

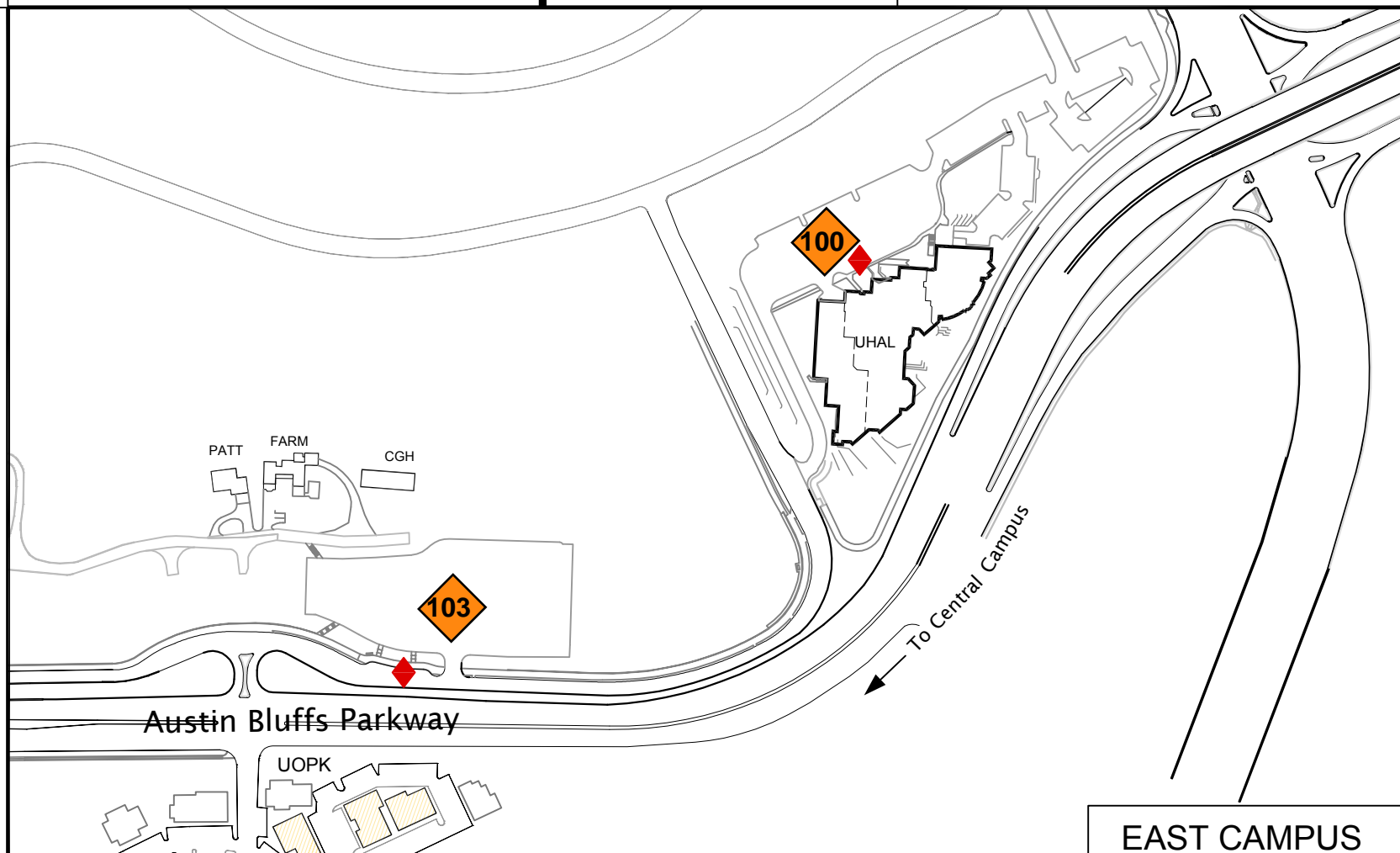
-  Visitor Parking:  
Pay machines: \$2.00/hr in PG level 3, AGF level 1 visitor parking area and yellow lot 220
- 400 Series** Restricted by time and/or use
- 500 Series** Free parking lots, some signed space restrictions do apply
-  Campus Shuttle Stop

"S" (STUDENT COMMUTER) PERMIT :	Valid in yellow and orange lots (100-200 series lots and PG levels 1,2,4 and 5)
"P" (EVENING) PERMIT :	Valid in yellow and orange lots after 4:15 pm M-Th and anytime on Fridays (100-200 series lots and PG levels 1,2,4 and 5)
"B" (BORDER) PERMIT :	Valid in orange(100 series) lots anytime. Also valid in yellow (200 series and PG levels 1,2,4 and 5) lots after 4:15 pm M-Th and anytime on Fridays.
"A" (ALPINE GARAGE and FIELD) PERMIT :	Valid in green lot (AGF levels 1-4) anytime. NOT valid in AGF visitor parking area.

"R" (RESIDENTIAL) PERMIT :	Valid in green lot (AGF levels 1-4) and orange (100 series) lots anytime. NOT valid in AGF visitor parking area.
"E" (EMPLOYEE) PERMIT :	Valid anytime in blue, yellow and orange (100-300 series) lots, PG levels 1-5, and green lot (AGF visitor parking area only).
"L" (LECTURER) PERMIT :	Valid anytime in blue, yellow and orange (100-300 series) lots, PG levels 1-5, and green lot (AGF visitor parking area only).
MOTORCYCLE PERMIT :	Valid in marked motorcycle spaces only.



**NORTH CAMPUS**



**EAST CAMPUS**