

Focus Area: Student Enrollment and Retention

2021 – 2026 Strategic Plan

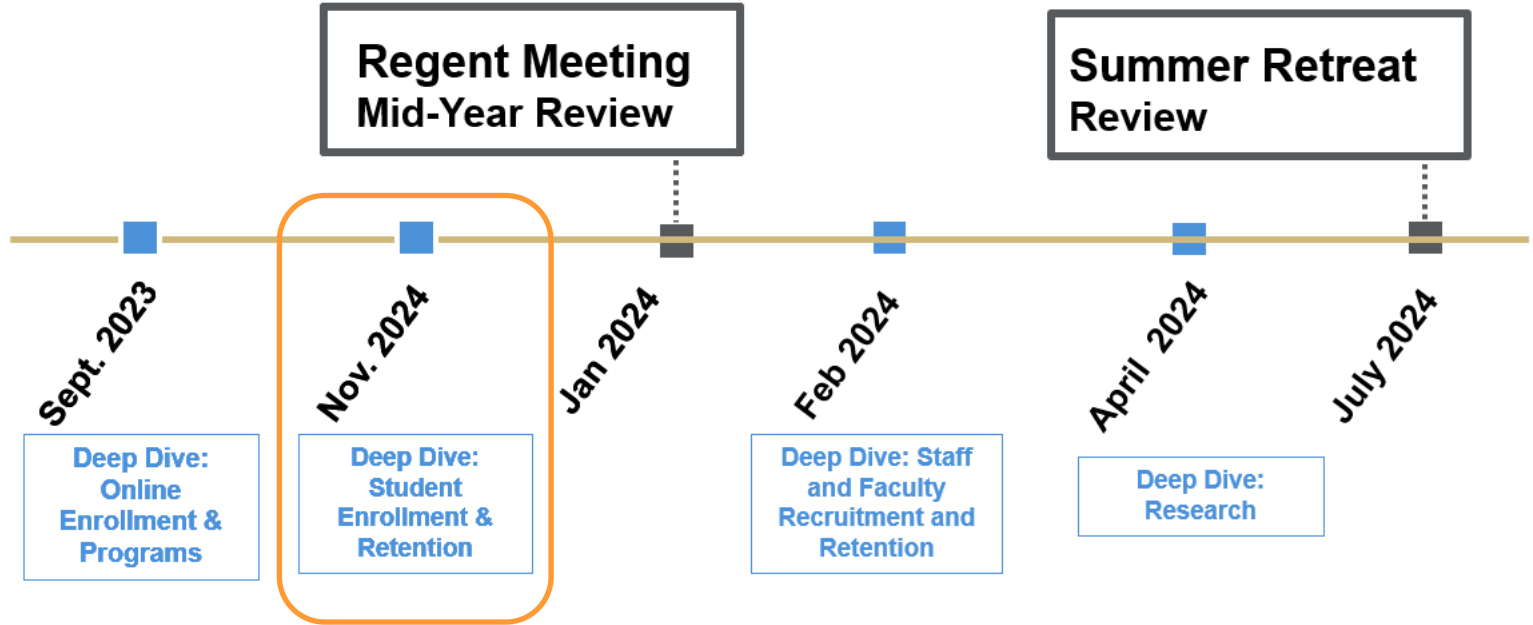
CU Board of Regents Meeting
November 7, 2023



University of Colorado

Boulder | Colorado Springs | Denver | Anschutz Medical Campus

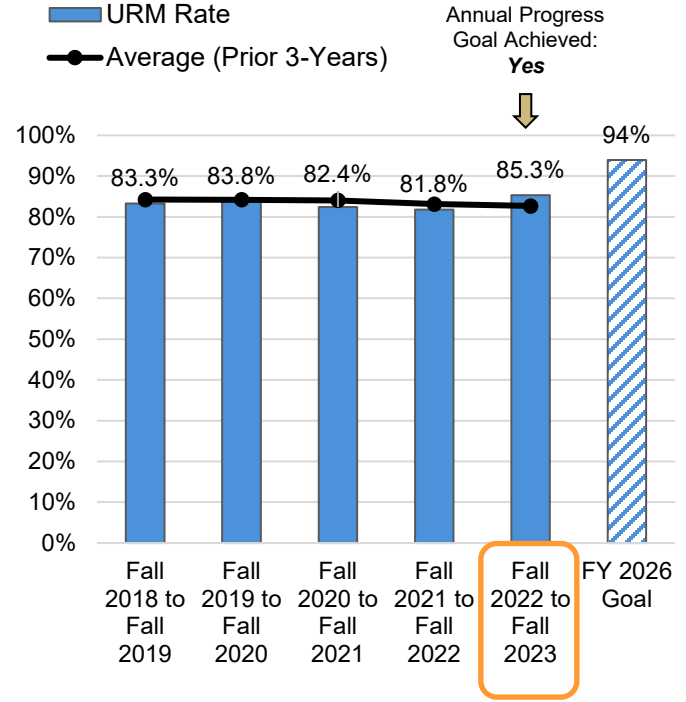
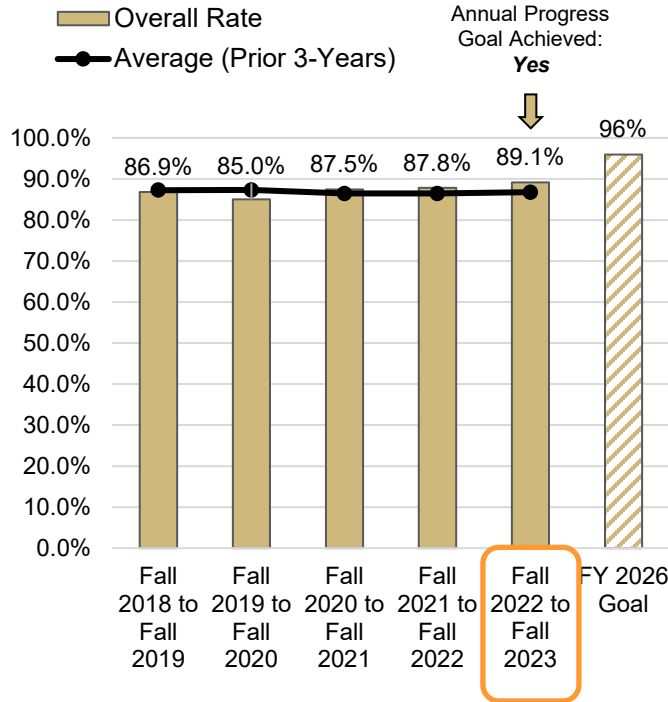
FY 2023-24 Deep Dive Timeline



PILLAR 1: Affordability & Student Success



Boulder Freshman Retention Rates



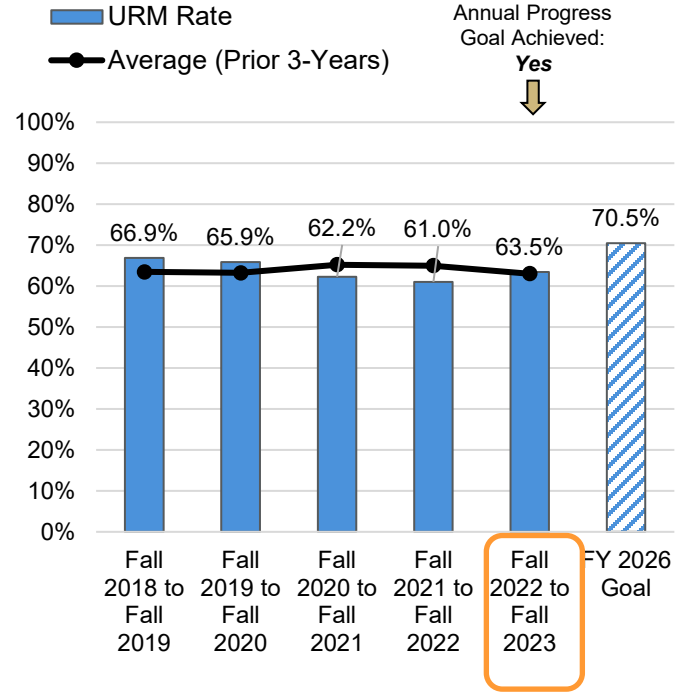
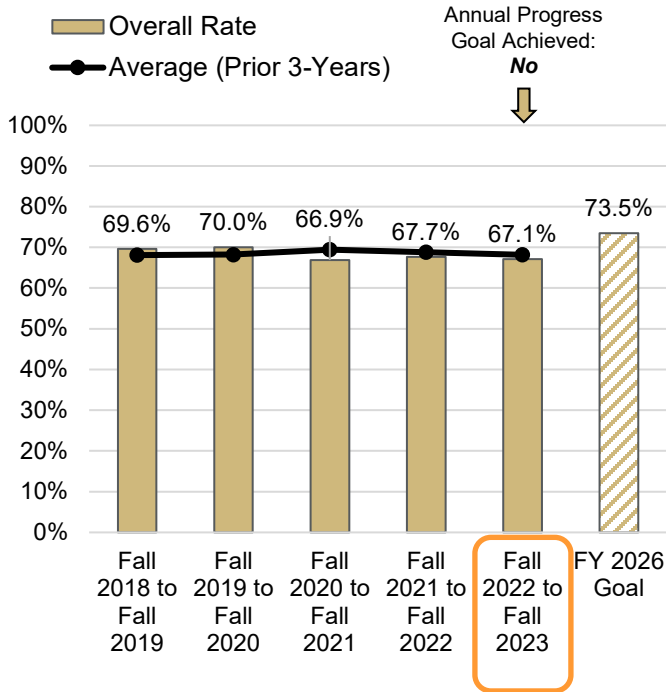
Freshman retention rates are based on first-time, full-time freshmen returning for their sophomore year. The year indicates the entering fall cohort and year retained. The rate is the percentage of students enrolled the following fall term. URM is defined here to include Hispanic, Black, American Indian, and Pacific Islander.

Source: CU System & Campus Offices of Institutional Research

FY 2026 Goal is based on Fall 2024 to Fall 2025 retention



UCCS Freshman Retention Rates



Freshman retention rates are based on first-time, full-time freshmen returning for their sophomore year. The year indicates the entering fall cohort and year retained. The rate is the percentage of students enrolled the following fall term. URM is defined here to include Hispanic, Black, American Indian, and Pacific Islander.

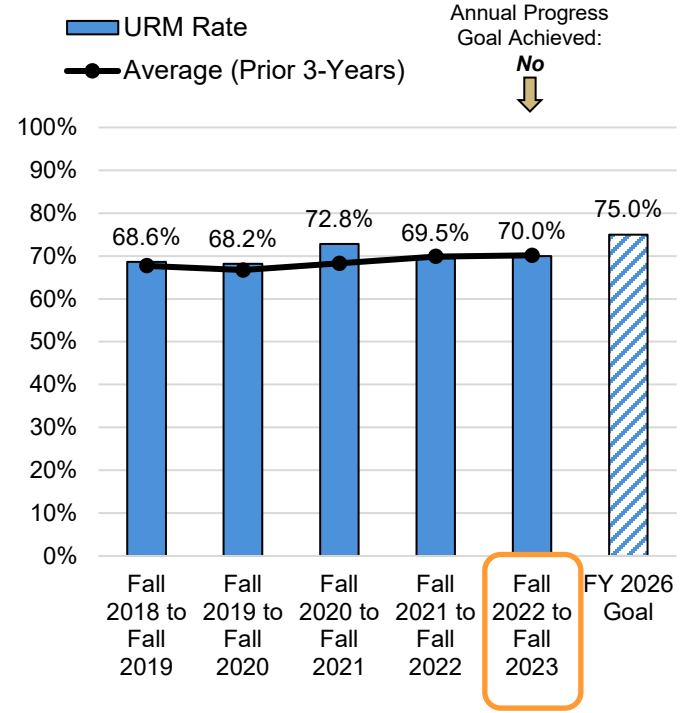
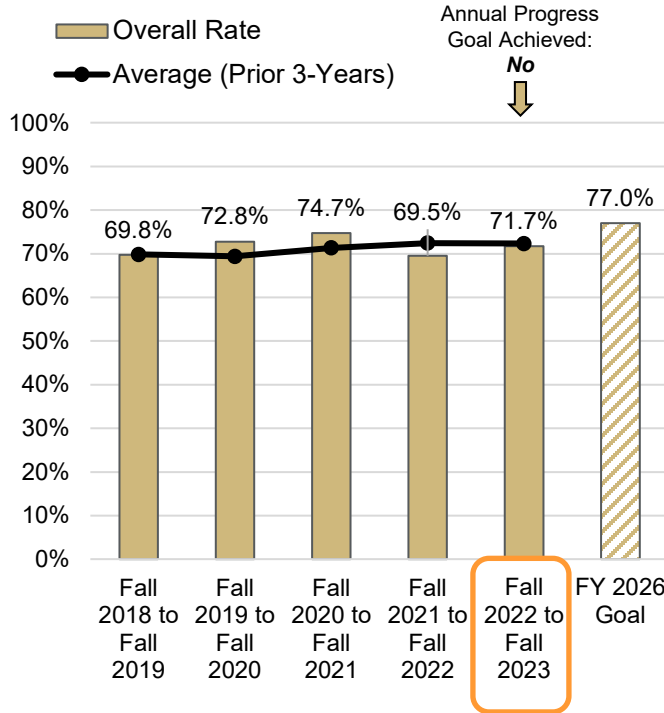
Source: CU System & Campus Offices of Institutional Research

FY 2026 Goal is based on Fall 2024 to Fall 2025 retention



Affordability & Student Success : Progress to 2026 Goal (NEW)

Denver Freshman Retention Rates



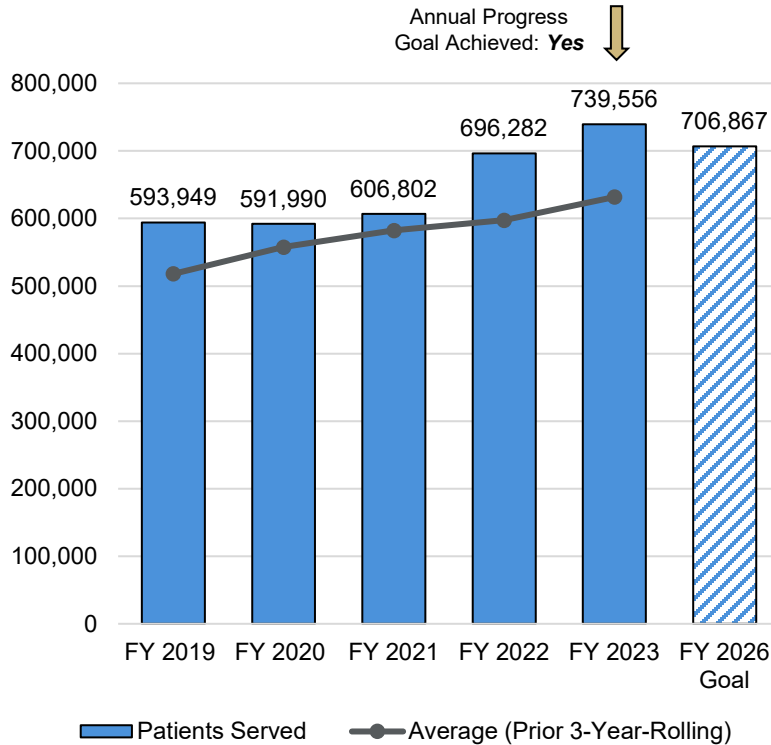
Freshman retention rates are based on first-time, full-time freshmen returning for their sophomore year. The year indicates the entering fall cohort and year retained. The rate is the percentage of students enrolled the following fall term. URM is defined here to include Hispanic, Black, American Indian, and Pacific Islander.

Source: CU System & Campus Offices of Institutional Research

FY 2026 Goal is based on Fall 2024 to Fall 2025 retention



Patients Served by Anschutz Clinical Faculty




| Region | FY 2023 |
|---------------------------------------|----------------|
| Eastern (E) | 7,282 |
| Front Range (Central) | 540,146 |
| Front Range (North) | 46,092 |
| Front Range (South) | 76,628 |
| Mountain (M) | 11,287 |
| Northwest (NW) | 9,033 |
| Southeast (SE) | 5,346 |
| Southwest (SW) | 5,338 |
| Total Colorado Patients Served | 701,152 |
| Out-of-State or Unknown | 38,404 |
| Total Patients Served | 739,556 |

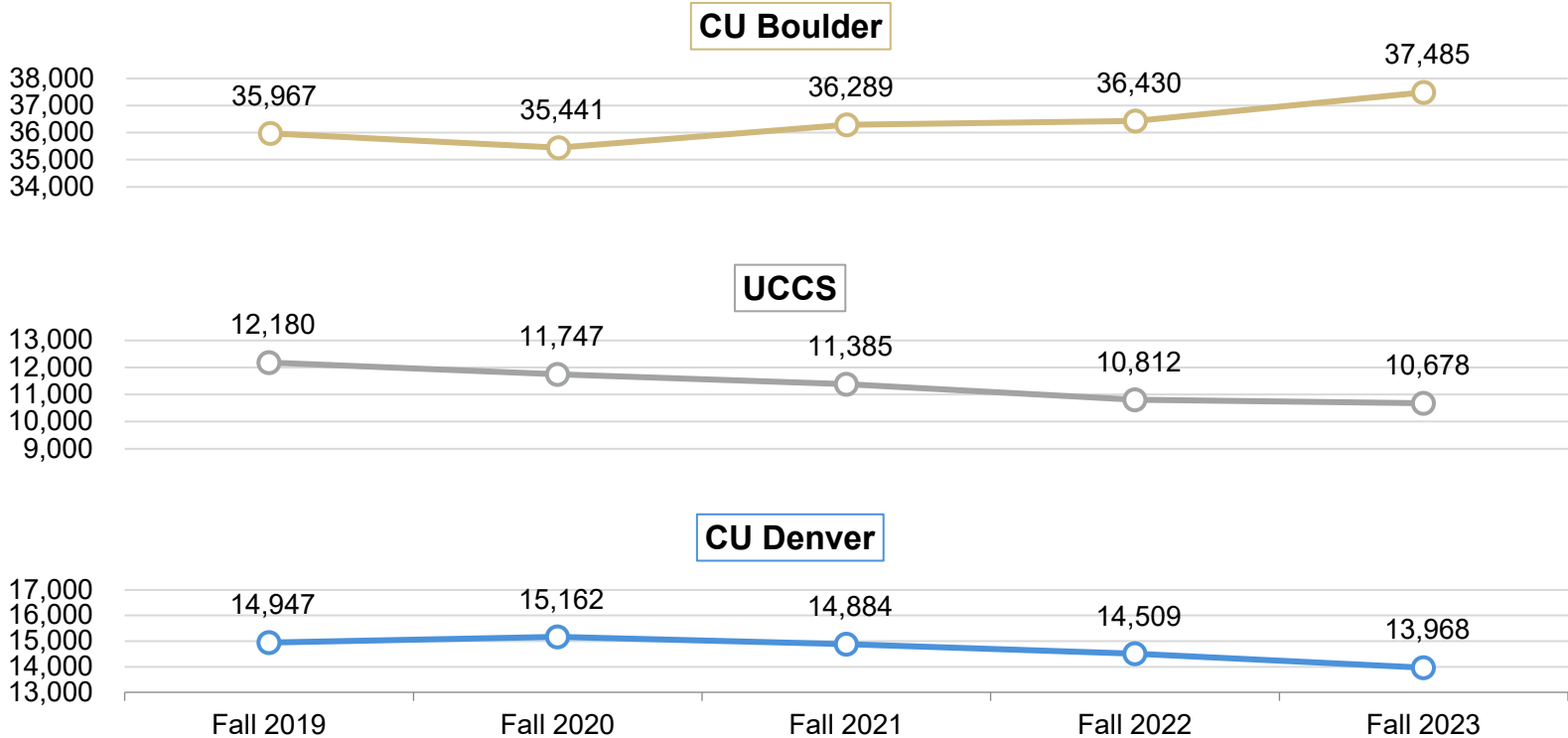
Source: CU Anschutz. Final FY 2023 data as of 6/30/2023



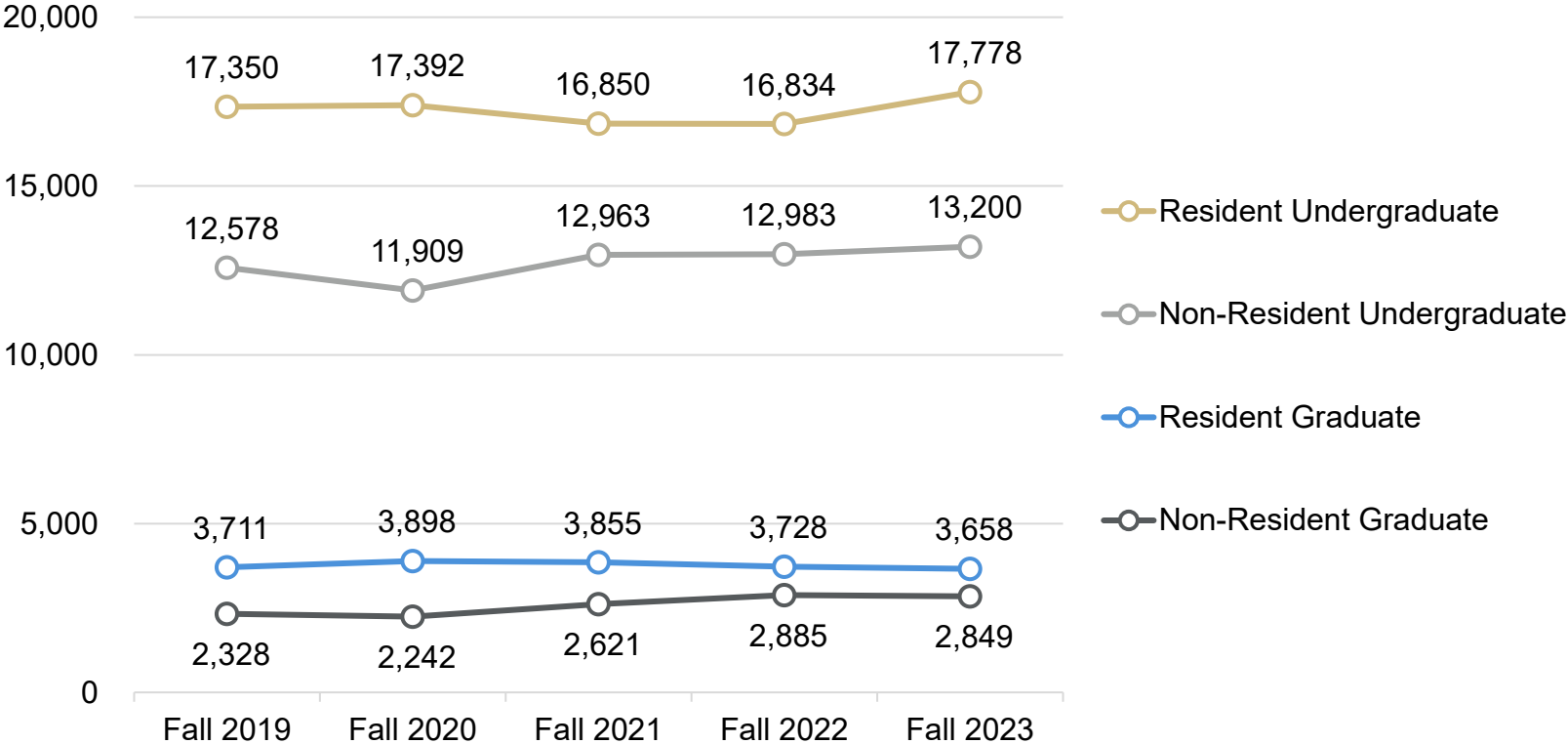
Enrollment



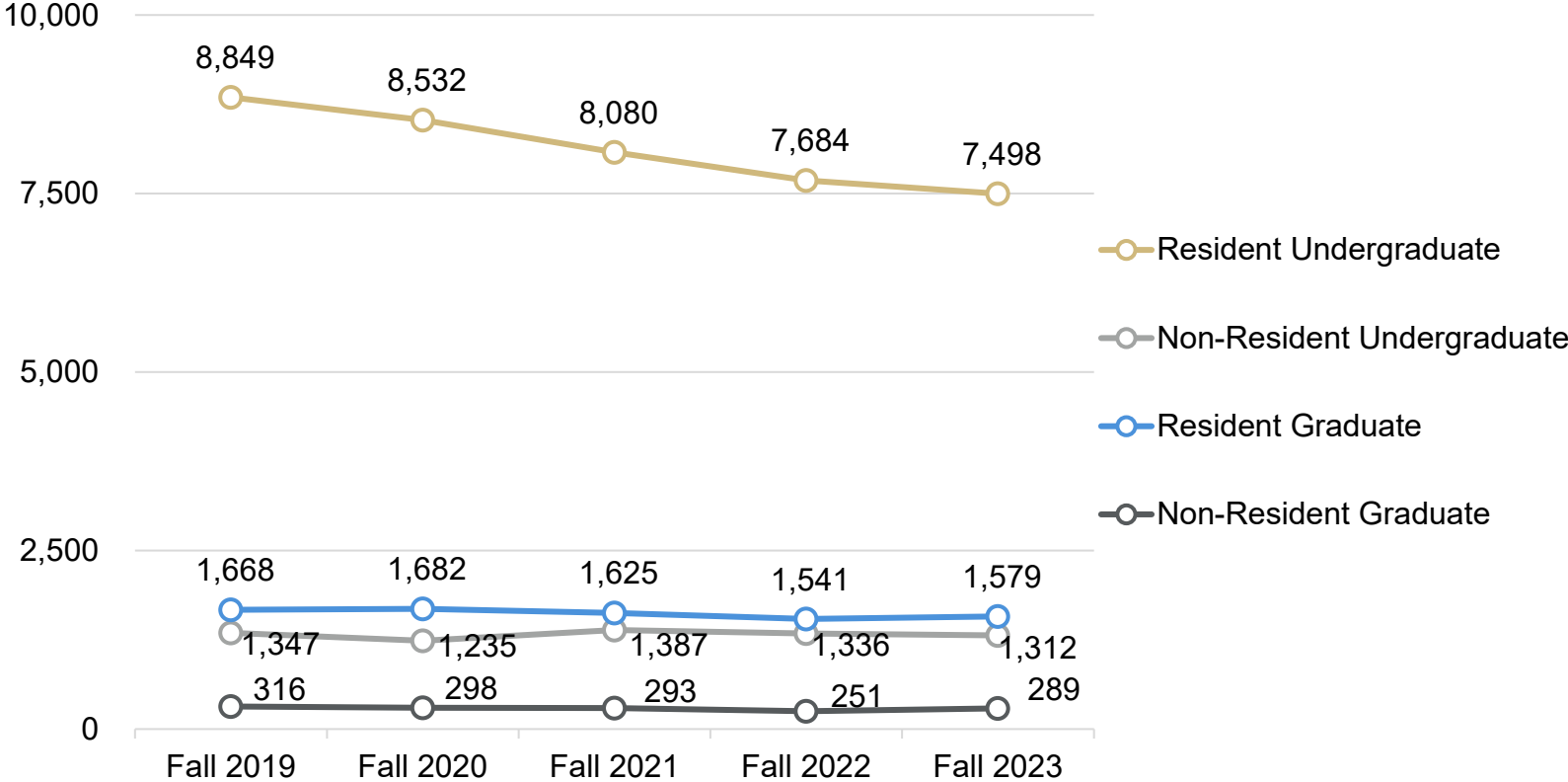
CU System Overview (Fall 2019 to Fall 2023)



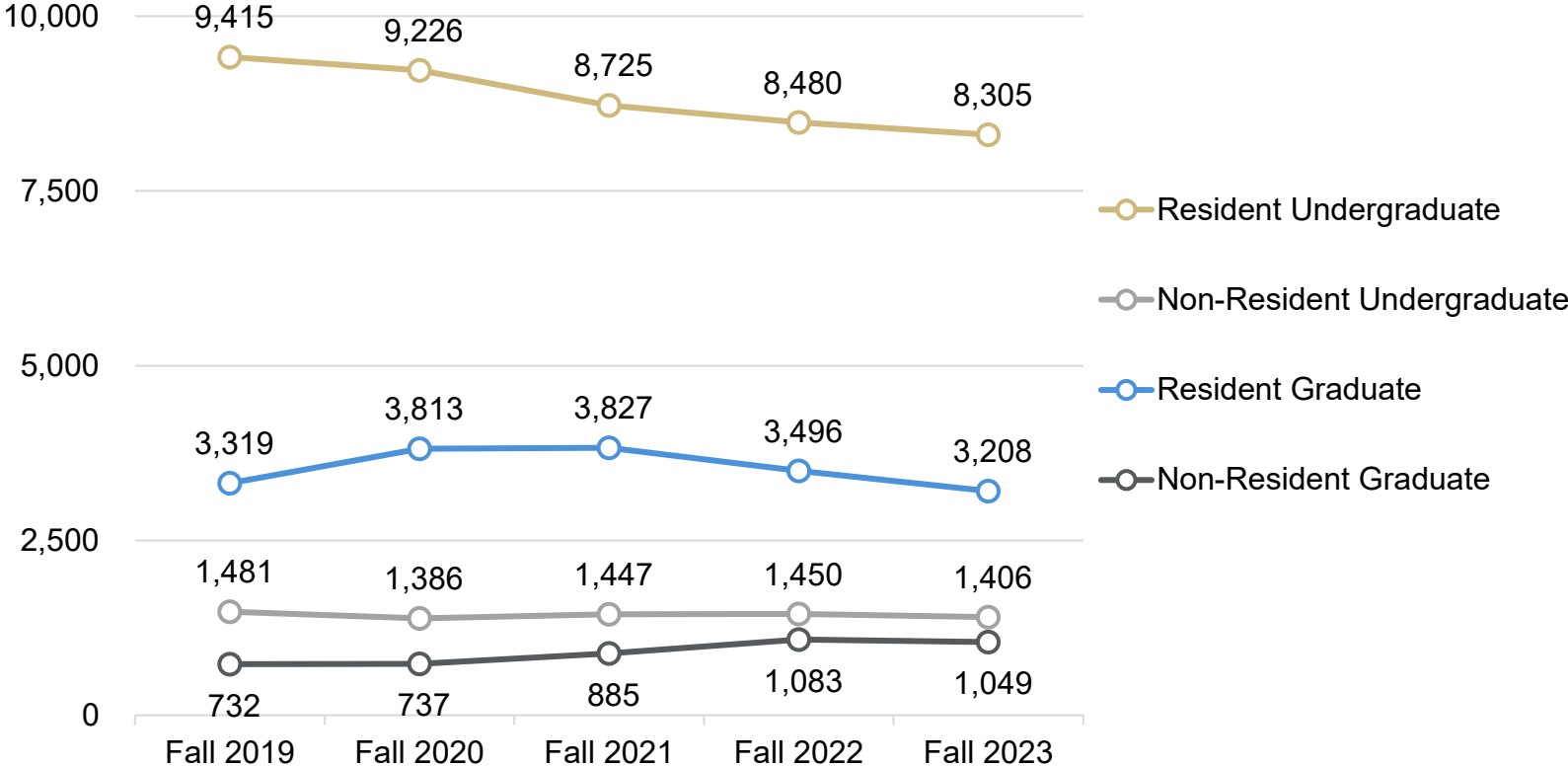
CU Boulder (Fall 2019 to Fall 2023)



UCCS (Fall 2019 to Fall 2023)



CU Denver (Fall 2019 to Fall 2023)



Additional Enrollment Detail at campus breakouts

- Frist-Time students
- Students of Color
- Underrepresented minority students
- American Indian students
- Black students
- Hispanic students
- Hawaiian or Pacific Islander students
- Asian American students
- White students
- International students
- First Generation students

Breakout Group Discussions



University of Colorado

Boulder | Colorado Springs | Denver | Anschutz Medical Campus

Breakout Group – Subject Matter Experts

CU Boulder

- **Phil DiStefano, PhD.**, Chancellor
- **Katherine Eggert, PhD.**, Senior Vice Provost for Academic Planning and Assessment
- **Amy Hutton, PhD.**, Associate Vice Chancellor for Enrollment Management

CU UCCS


- **Jennifer Sobanet, EdD.**, Interim Chancellor
- **Kimberly Guyer, EdD.**, Associate Vice Chancellor for Student Affairs
- **Susan Taylor, PhD.**, Associate Vice Chancellor for Undergraduate Education and Academic Planning

CU Denver

- **Michelle Marks, PhD.**, Chancellor
- **Monique L. Snowden, PhD.**, Senior Vice Chancellor for Strategic Enrollment and Student Success
- **Pamela Toney**, Associate Vice Chancellor for Enrollment Management

CU Anschutz

- **Donald (Don) Elliman**, Chancellor
- **John Reilly, MD.**, Vice Chancellor for Health Affairs and Dean of the School of Medicine



Breakout Group Table Assignments

TABLE 1



- Chair Rennison
- Regent VanDriel
- President Saliman
- VP Howard
- VP Baccary
- Faculty Council Chair Norcross

TABLE 3



- Regent Chavez
- Regent McNulty
- VP Lightner
- SVP Radovich Piper
- VP Hueth
- VP O’Herron
- Staff Council Co-Chair Slinkard

TABLE 2



- Vice Chair Montera
- Regent Smith
- SVP Dinegar
- VP Retzko
- VP Simons
- ICSF Chair Dawson

TABLE 4



- Regent Spiegel
- Regent Gallegos
- Regent James
- VP Marturano
- SDO Diaz Bonacquisti
- VP Salazar
- Staff Council Co-Chair Hurt