

University of Colorado Research Awards (in Millions)

	FY 2012	FY 2013	FY 2014	FY 2015	FY 2016	FY 2017	FY 2018	FY 2019	FY 2020	FY 2021	FY 2022	1 Year % Change	5 Year % Change	10 Year % Change
Total Awards (excluding CUF Gifts Supporting Research)														
Boulder	\$380.7	\$351.9	\$412.1	\$425.6	\$436.8	\$507.9	\$511.1	\$574.4	\$593.2	\$601.8	\$630.1	5%	24%	66%
Colorado Springs	\$5.0	\$7.8	\$9.4	\$10.3	\$8.0	\$10.2	\$6.9	\$8.0	\$18.3	\$15.9	\$7.7	-52%	-25%	53%
Denver	\$22.4	\$20.1	\$18.5	\$22.2	\$25.0	\$25.9	\$18.8	\$23.4	\$18.0	\$24.9	\$18.9	-24%	-27%	-16%
Anschutz	\$411.7	\$390.8	\$423.3	\$420.3	\$454.1	\$490.3	\$516.2	\$553.5	\$599.0	\$653.7	\$691.6	6%	41%	68%
CU Total	\$819.8	\$770.5	\$863.3	\$878.3	\$923.9	\$1,034.3	\$1,053.1	\$1,159.4	\$1,228.6	\$1,296.2	\$1,348.3	4%	30%	64%
Federal Awards														
Boulder	\$295.0	\$272.6	\$330.6	\$293.2	\$331.9	\$354.1	\$368.9	\$446.4	\$456.7	\$480.7	\$473.6	-1%	34%	61%
Colorado Springs	\$1.3	\$2.8	\$5.7	\$6.0	\$5.8	\$5.4	\$3.6	\$3.7	\$13.2	\$10.7	\$3.2	-70%	-41%	140%
Denver	\$16.5	\$9.5	\$10.4	\$13.6	\$15.8	\$16.2	\$10.3	\$14.9	\$9.9	\$13.2	\$9.4	-29%	-42%	-43%
Anschutz	\$252.5	\$234.9	\$248.5	\$255.8	\$252.7	\$261.3	\$280.8	\$306.1	\$349.8	\$365.6	\$377.6	3%	44%	50%
CU Total	\$565.3	\$519.8	\$595.2	\$568.7	\$606.1	\$637.1	\$663.5	\$771.0	\$829.7	\$870.2	\$863.8	-1%	36%	53%
Non-Federal Awards														
Boulder	\$85.7	\$79.3	\$81.5	\$132.4	\$105.0	\$153.8	\$142.3	\$128.0	\$136.4	\$121.0	\$156.5	29%	2%	83%
Colorado Springs	\$3.7	\$5.0	\$3.7	\$4.3	\$2.2	\$4.8	\$3.3	\$4.3	\$5.2	\$5.3	\$4.5	-15%	-7%	22%
Denver	\$5.9	\$10.6	\$8.0	\$8.5	\$9.2	\$9.6	\$8.5	\$8.6	\$8.1	\$11.6	\$9.5	-19%	-2%	61%
Anschutz	\$159.2	\$155.9	\$174.8	\$164.5	\$201.4	\$229.0	\$235.5	\$247.5	\$249.2	\$288.1	\$314.1	9%	37%	97%
CU Total	\$254.5	\$250.8	\$268.1	\$309.7	\$317.8	\$397.3	\$389.6	\$388.4	\$398.9	\$426.0	\$484.5	14%	22%	90%
Number of Awards														
Boulder	1,966	1,933	1,880	2,026	1,868	2,019	2,195	2,299	2,263	2,257	2,326	3%	15%	18%
Colorado Springs	47	61	64	83	66	81	86	78	80	84	76	-10%	-6%	62%
Denver	170	191	160	163	178	197	160	157	150	177	160	-10%	-19%	-6%
Anschutz	1,976	1,997	2,217	2,113	2,224	2,454	2,431	2,479	2,699	2,838	3,042	7%	24%	54%
CU Total	4,159	4,182	4,321	4,385	4,336	4,751	4,872	5,013	5,192	5,356	5,604	5%	18%	35%
CU Foundation Gifts Supporting Research														
Boulder			No data reported					\$56.5	\$20.7	\$32.7	\$27.9	-15%	N/A	N/A
Colorado Springs					No data reported						\$1.7	N/A	N/A	N/A
Denver						No data reported					\$0.6	N/A	N/A	N/A
Anschutz			No data reported					\$252.2	\$163.2	\$116.1	\$86.1	-26%	N/A	N/A
CU Total			No data reported					\$308.7	\$183.9	\$148.8	\$116.3	-22%	N/A	N/A
Total Awards + Gifts (including CUF Gifts Supporting Research)														
Boulder	\$380.7	\$351.9	\$412.1	\$425.6	\$436.8	\$507.9	\$511.1	\$630.9	\$613.9	\$634.4	\$658.0	4%	30%	73%
Colorado Springs	\$5.0	\$7.8	\$9.4	\$10.3	\$8.0	\$10.2	\$6.9	\$8.0	\$18.3	\$15.9	\$9.3	-41%	-9%	86%
Denver	\$22.4	\$20.1	\$18.5	\$22.2	\$25.0	\$25.9	\$18.8	\$23.4	\$18.0	\$24.9	\$19.5	-22%	-25%	-13%
Anschutz	\$411.7	\$390.8	\$423.3	\$420.3	\$454.1	\$490.3	\$516.2	\$805.7	\$762.2	\$769.8	\$777.8	1%	59%	89%
CU Total	\$819.8	\$770.5	\$863.3	\$878.3	\$923.9	\$1,034.3	\$1,053.1	\$1,468.1	\$1,412.5	\$1,445.0	\$1,464.6	1%	42%	79%

Summary prepared by CU System Institutional Research

Source: Campus Offices of Grants & Contracts; Data as of 9/9/2022. FY2021 reflect revised totals for Denver and Anschutz as of Aug 2022.

FY 2021-22 University of Colorado Research Awards (in Millions)

\$1.35 Billion
CU FY 2022 Total

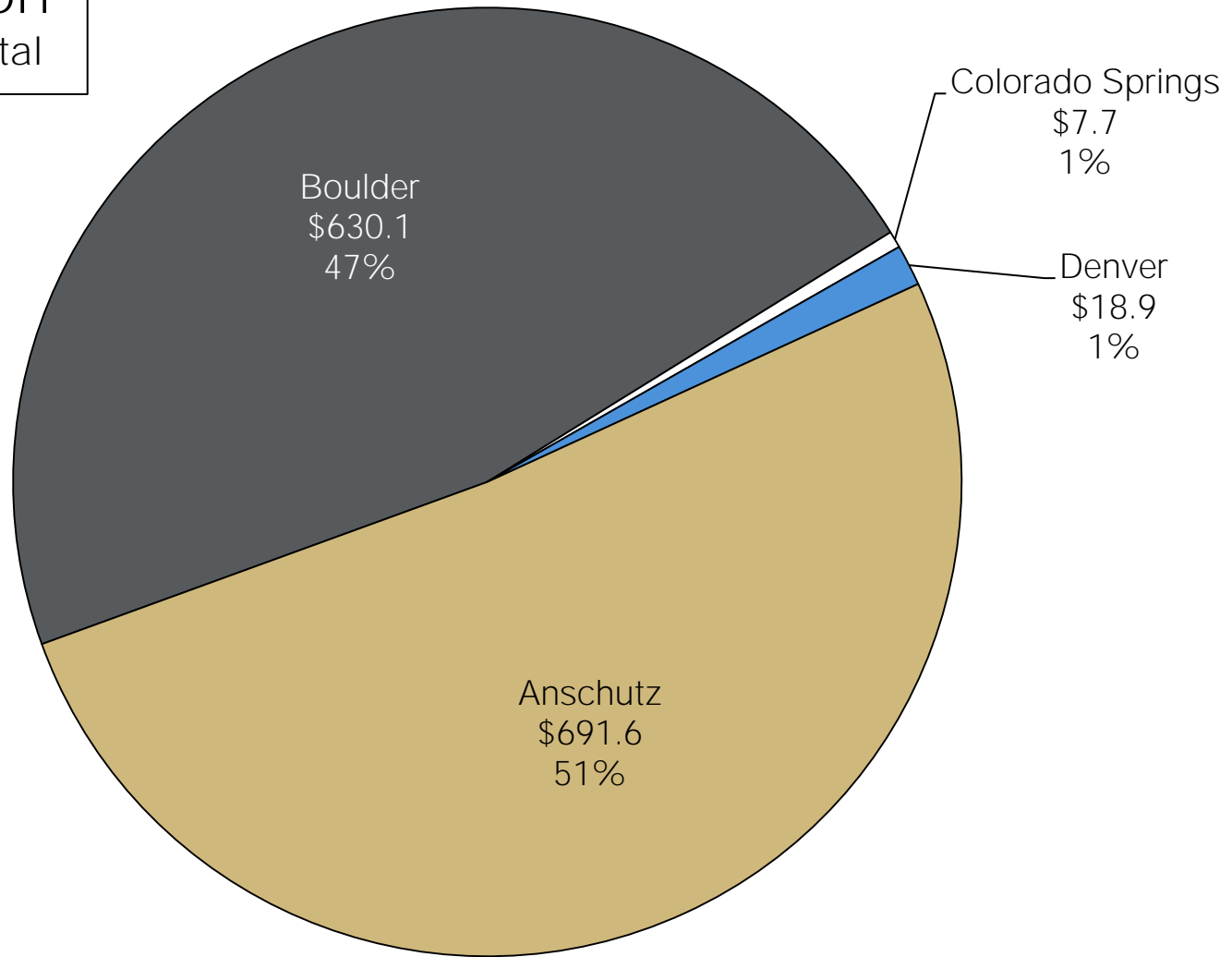


Chart excludes CU Foundation Gifts Supporting Research

University of Colorado Sponsored Research Awards

■ Boulder □ Colorado Springs ■ Denver ■ Anschutz

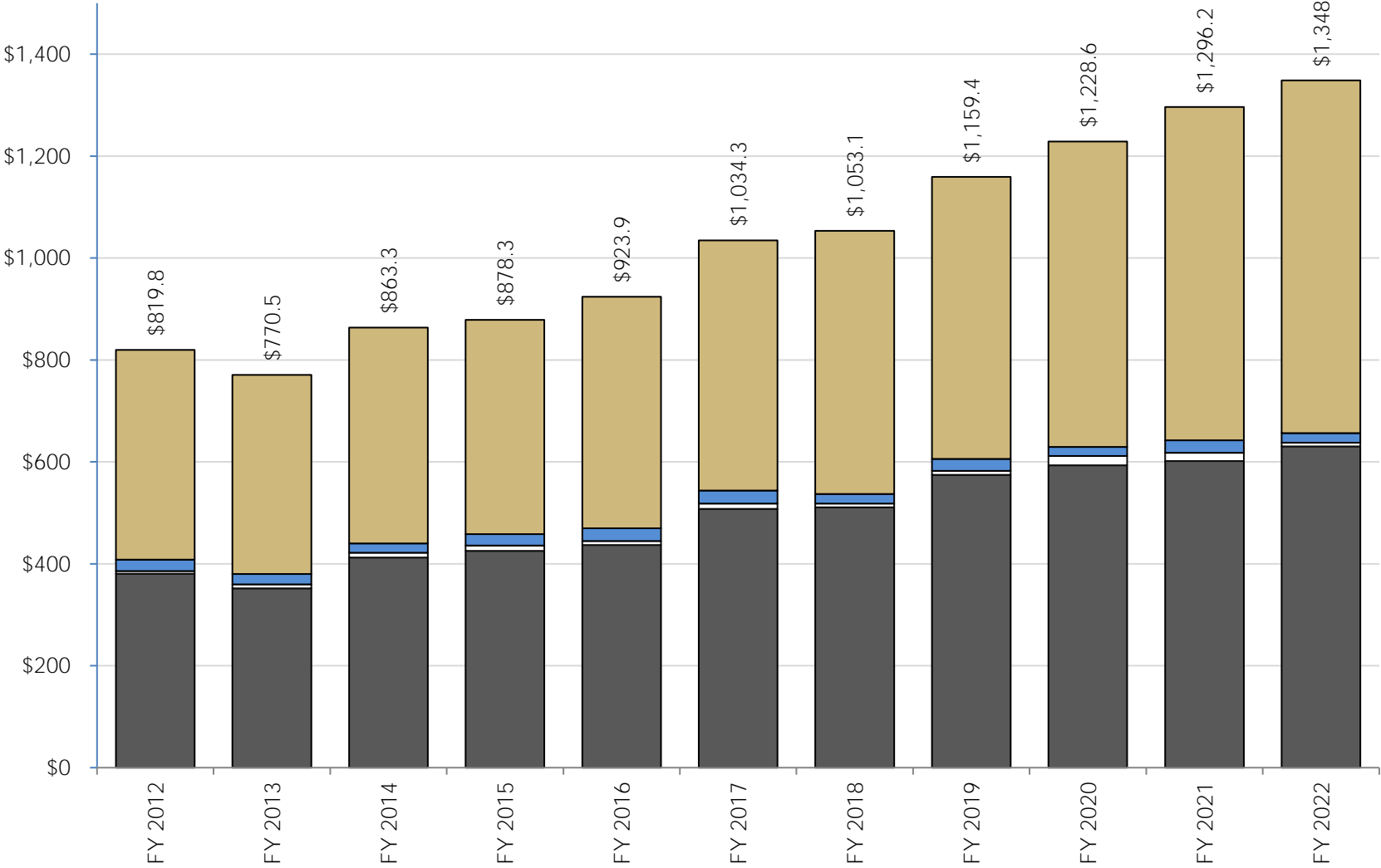


Chart excludes CU Foundation Gifts Supporting Research

University of Colorado Sponsored Research Awards by Funding Source

■ Federal Awards ■ Non-Federal Awards

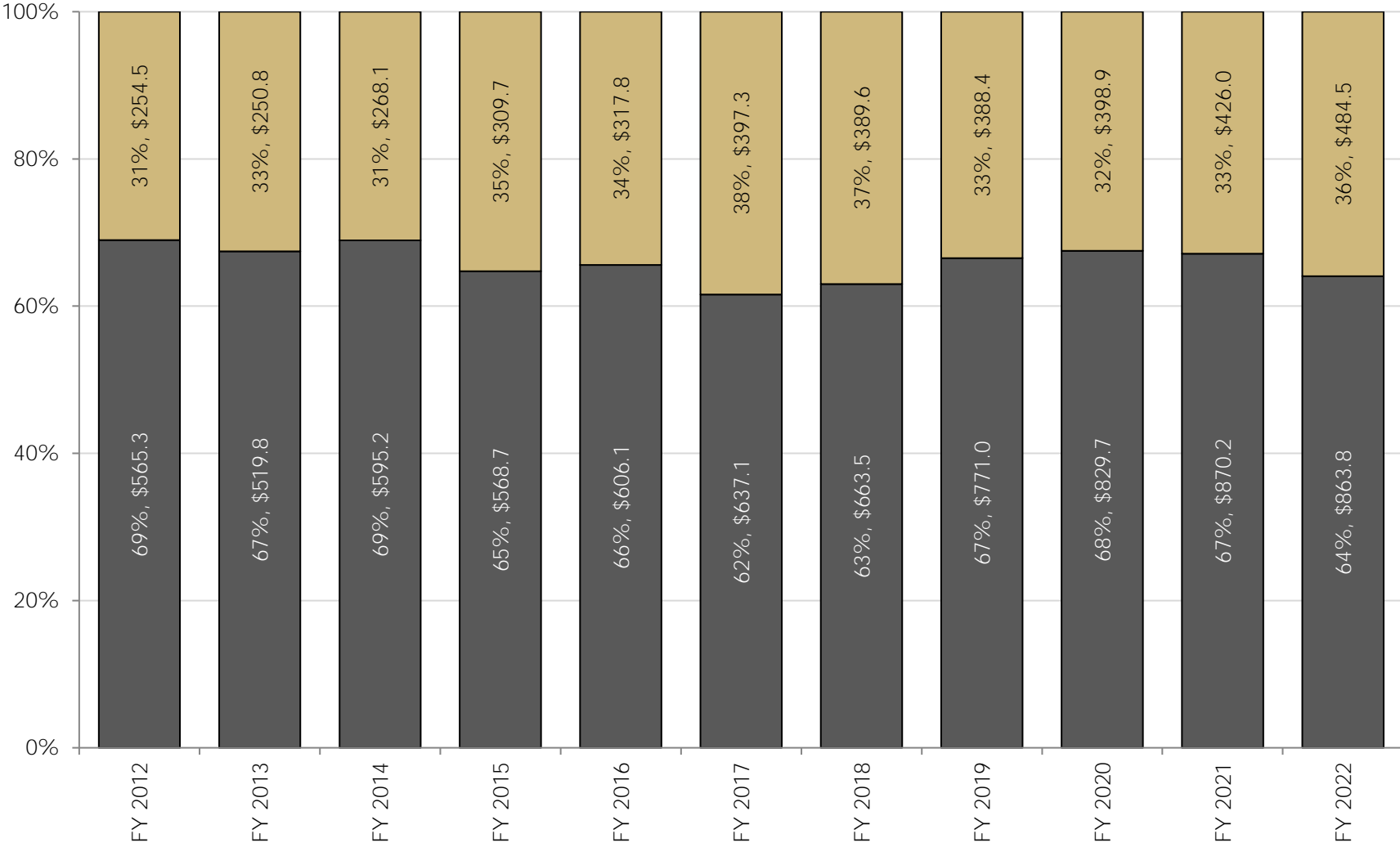
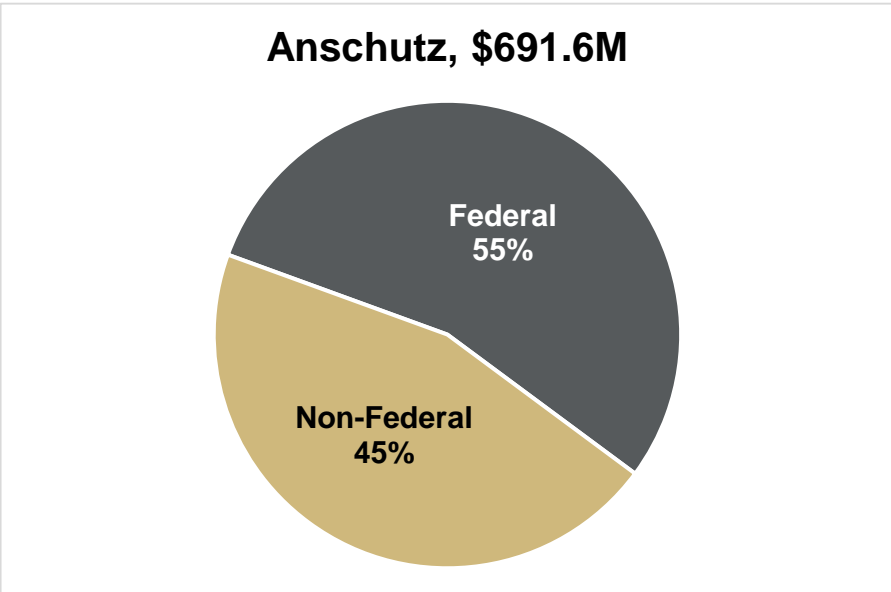
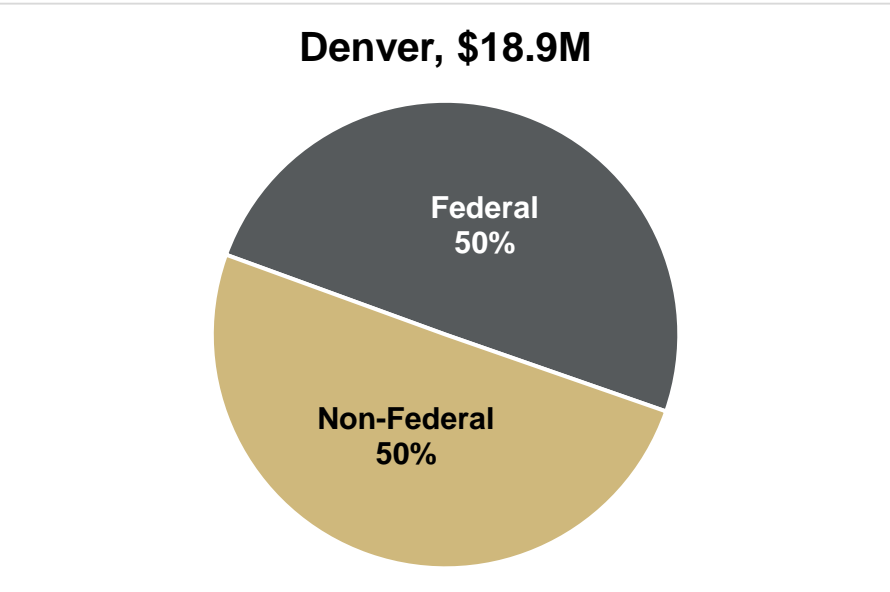
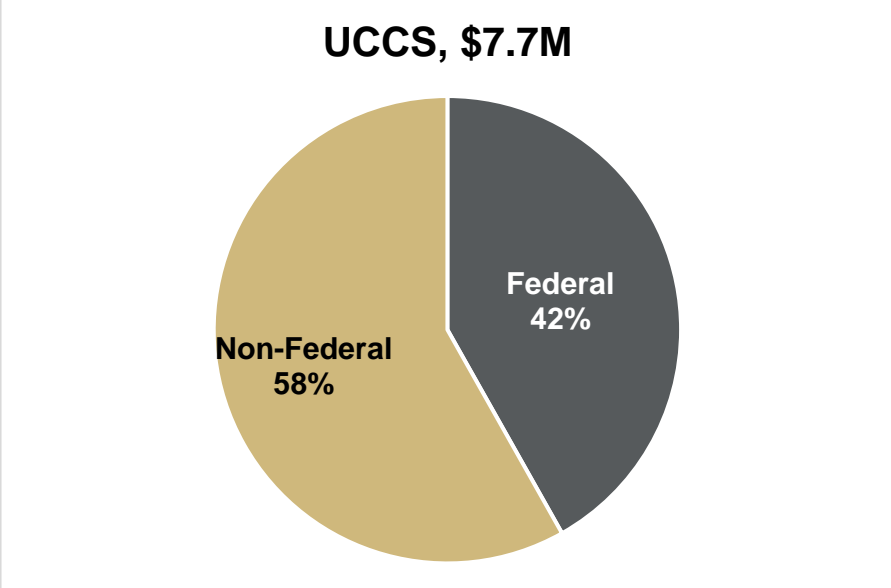
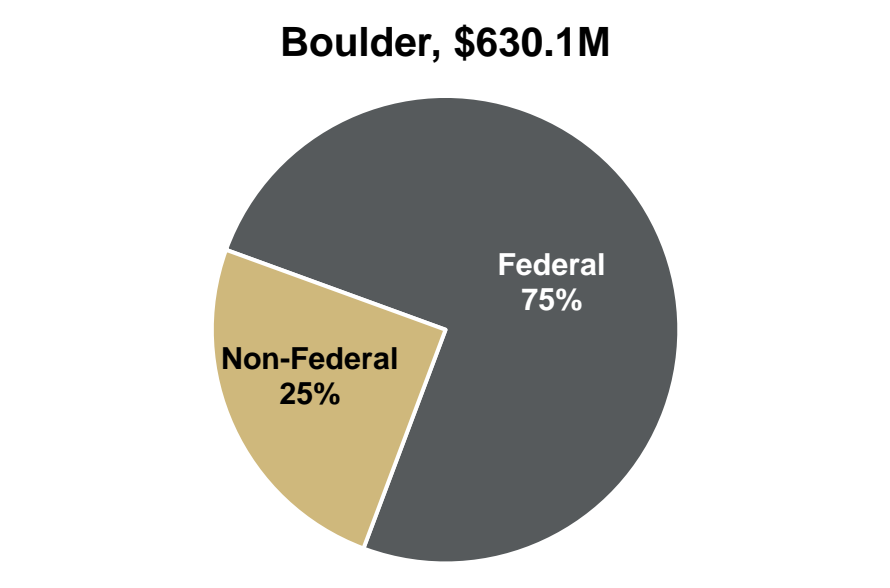


Chart excludes CU Foundation Gifts Supporting Research

FY 2021-22 Sponsored Research Awards



Charts exclude CU Foundation Gifts Supporting Research