

Frequently Asked Questions

CU on Coursera Program

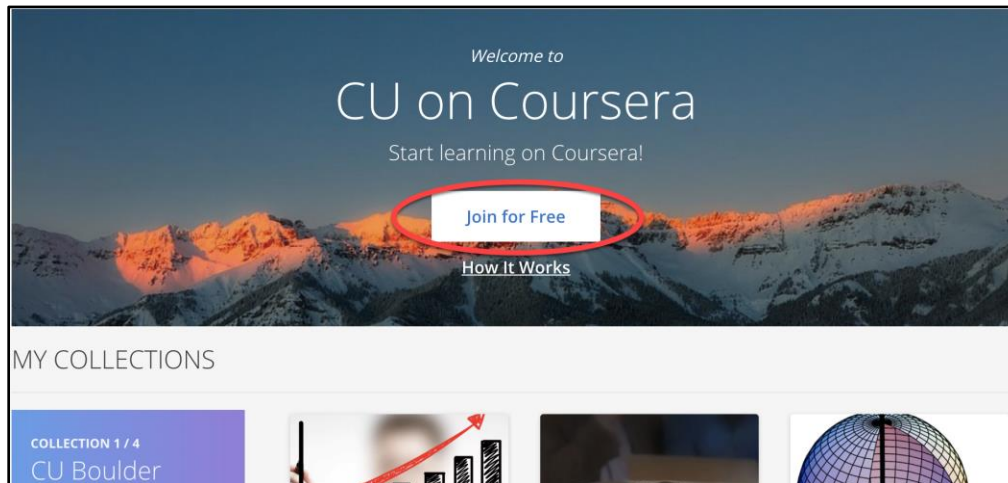
This support document outlines the steps necessary to access and join the free CU on Coursera program, a unique offering of over 100 Coursera courses and specializations offered by the University of Colorado campuses.

Accessing CU on Coursera


Login to your portal using your primary University of Colorado credentials.

Note: If you have credentials at more than one campus, select only one set of credentials to use for CU on Coursera.

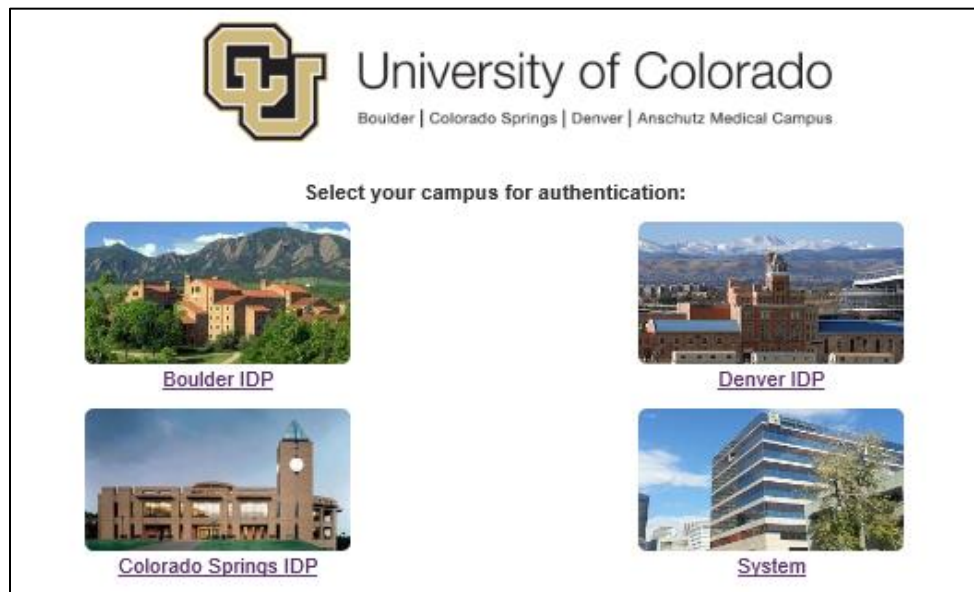
1. From the portal homepage, navigate as follows:
 - **Faculty and Staff:** From the **CU Resources Home** drop-down, select **Training** and click the **CU on Coursera** tile.
 - **Students:** From the navigation menu, select **Training** and click the **CU on Coursera** link from the dropdown menu.
2. From the CU on Coursera homepage, click **Join For Free**.



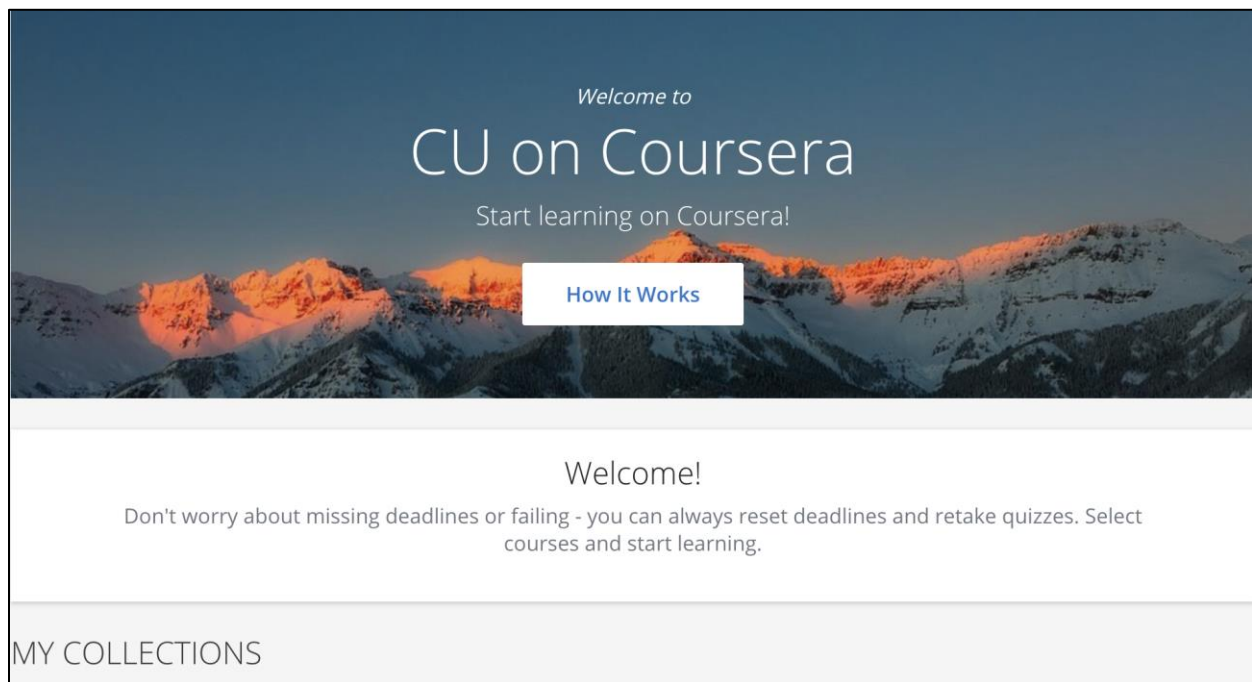
- When the login window appears, click **Log in with University of Colorado**.



- Select your campus, and log in using your university credentials.



After authenticating with your CU credentials, you'll return to the CU on Coursera homepage.



5. Select from the collections of courses, enroll, and start learning.

FAQs

Q. Do I have to pay for CU on Coursera?

- A. No – access to these non-credit courses and programs, and the Coursera certificates they offer, is free and sponsored by CU.

Q. Are all courses on Coursera available for free as a part of this program?

- A. No – CU on Coursera is a unique offering of curated University of Colorado courses and programs offered by faculty across our four campuses. Coursera offers thousands of additional courses offered by other colleges and universities on their public platform, separate from the CU on Coursera program. Not all of them are available at no cost. Each course, certificate, degree etc. will display that information before you enroll.

Q. Is there a limit to the number of courses I can take?

- A. No – You can take as many courses as you would like at your own pace.

Q. Can I use the Tuition Assistance Benefit on Coursera?

- A. No – CU on Coursera courses are offered at no cost. Any courses or degree programs outside of this are up to the individual to pay for.

Q. Will I earn university credit when I finish a course?

- A. No – These courses and programs are offered as non-credit learning opportunities. Completion certificates can be shared and are verifiable, but no academic credit or transcript is attached.

Q. I'm a faculty member – can I use this program?

A. Yes - Faculty can use CU on Coursera courses for professional development, as study aids and auxiliary educational materials, and for flipped classroom experiences.

Q. I'm a staff member – can I use this program?

A. Yes - Staff can use CU on Coursera courses for professional development, personal enrichment, and any other educational purpose.

Q. I'm a student – can I use this program?

A. Yes - Students can use CU on Coursera courses for professional development, personal enrichment, and to supplement any education program they are pursuing at CU.

Q: I already have a Coursera account with a different email address. Can I still use CU on Coursera?

A: Yes! When you follow the instructions to “Login with University of Colorado” from the Coursera platform, Coursera may ask you if you want to merge your accounts. We recommend that you do not merge, and keep your accounts separate. You'll be able to access CU on Coursera courses for free, and your personal Coursera account can be used to access courses on the rest of the Coursera platform (note: some courses require a fee).

Q. I'm not sure how to use the Coursera platform - help?

A. Coursera offers robust learner support. Visit the help center through your account for technical and platform support. Coursera Learner Help Center: <https://learner.coursera.help/hc/en-us>.