

LinkedIn Learning



Sharing Resources on LinkedIn Learning


You can use LinkedIn Learning to share deep links to collections, playlists, courses, and videos. These resources can be shared on LinkedIn, Facebook, Twitter, and Microsoft Teams. You can also embed videos to websites or learning platforms such as Canvas.

Sharing a Deep Link to a Course or Video

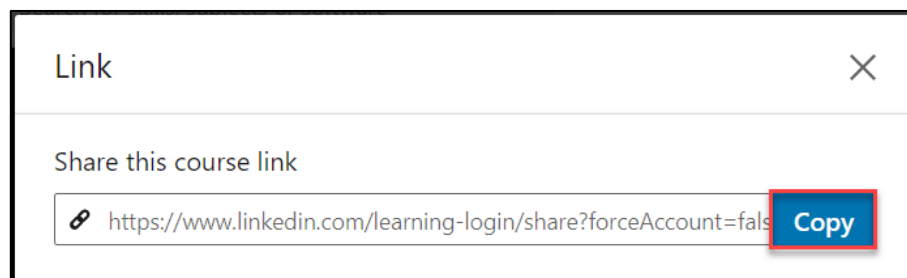
Deep linking lets you access LinkedIn Learning resources directly from a hyperlink. When a user clicks a deep link to a course, they are prompted to log on to the employee or student portal, and then LinkedIn Learning launches the course.

To create a LinkedIn Learning deep link:

1. Navigate to the course or video you want to share.
2. Click the  **Share** icon in the top-right corner of the course homepage.
3. Click the  **Link** icon.




4. Click **copy** to copy the link to your clipboard.




Sharing on LinkedIn, Microsoft Teams, Facebook, or Twitter

To share Learning resources:

1. Navigate to the course or video you want to share.
2. Click the  **Share** icon in the top-right corner of the course homepage.
3. Select the platform through which you want to share the resource. You may be prompted to log in to the selected platform.

You can also embed the video by clicking the **Unlock Video to Embed** button and copying the video code.



Course videos shared with your network as an update will be posted to your [LinkedIn Feed](#).


Course videos sent to individuals will be sent to their LinkedIn messaging inbox.

Note: You can only send videos on LinkedIn to your first-degree connections. Your shares are visible to others and are used to improve what we show you on LinkedIn.


Embedding LinkedIn Learning Content

To embed video is to add video capabilities and player on your website or learning platform (for example Canvas) without using LinkedIn Learning directly. There are some limited functionalities when using embedded content. You are unable to access course quizzes or track course completion when using the embed function. It is recommended users utilize deep linking instead of embedding when possible.

To create embedded video links:

1. Navigate to the course or video you want to share.
2. Click the  **Share** icon in the top-right corner of the course homepage.

3. Click **Unlock Video to Embed**..



Important: You can embed up to five videos per month only. However, the videos you embed can be viewed by anyone who accesses the web location where you've embedded them.

For instructions on embedding this code onto a page in a course in Canvas, click [here](#).