



# We are remote and available!

Employee Services – Payroll and Benefits Administration



Efficiency

[benefits@cu.edu](mailto:benefits@cu.edu)

Urgency

[HCM\\_community@cu.edu](mailto:HCM_community@cu.edu)

303-860-4200

Option 3 – Benefits Professionals

Option 2 – Payroll Professionals



University of Colorado

Boulder | Colorado Springs | Denver | Anschutz Medical Campus



# CU Open Enrollment

8:00 am April 20 – 5:00 pm May 8



University of Colorado

Boulder | Colorado Springs | Denver | Anschutz Medical Campus

EMPLOYEE SERVICES



# Resources

Employee Services – Payroll and Benefits Administration



## [Open Enrollment Website](#)

New plan year changes

Plan details

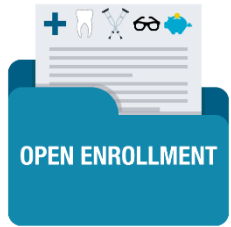
New rate sheets

## [Digital Vendor Fair](#)

Vendor presentations

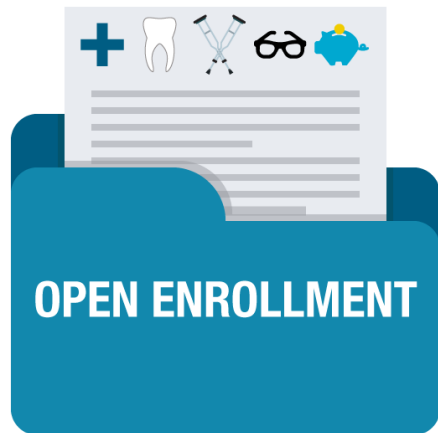
Basics of CU Health Plans



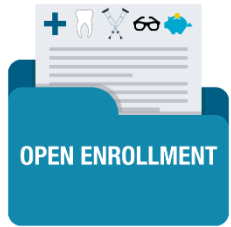


# Passive Open Enrollment

2020-2021

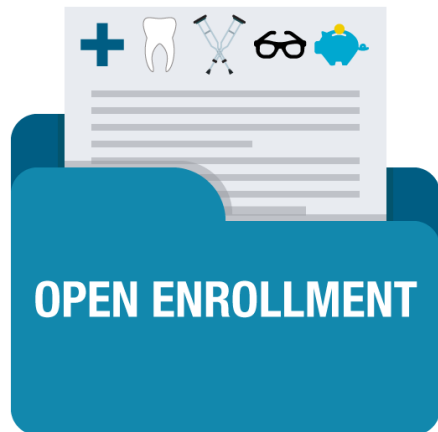


- **No action** needed if you want the same benefits (w/FSA exception)
- **Action required** if you want to make a change
- **Action required** if you have a Flexible Spending Account – must re-enroll new plan year



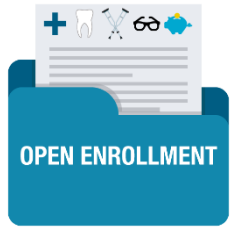
# Plan Year Changes

2020-2021



- New enrollment tool
- New pharmacy
- New ID cards
- Increased out-of-pocket maximums
- Rate changes



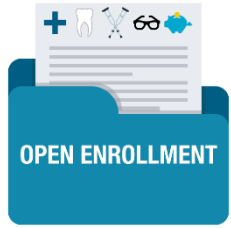


# New Enrollment Tool

2020-2021



- Mobile friendly
- Instructional video coming
- Tile based navigation
- New summary features
- [Authentication page](#)

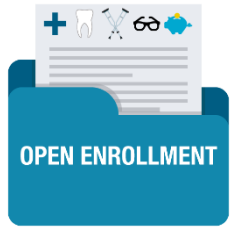


# New Pharmacy

2020-2021



- Anthem plans only
- CVS Retail Pharmacy
- Mail Order remains UCHealth
- No change for Kaiser plans



# New ID Cards

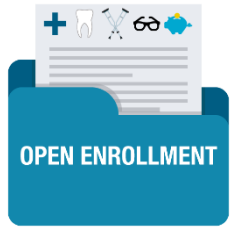
2020-2021



- Anthem plans only
- New ID cards for new plan year
- New CVS cards for pharmacy
- Digital cards still available







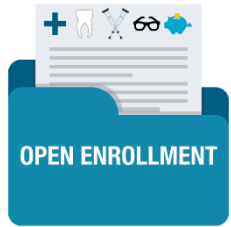
# Increase Out-of-Pocket Maximums

2020-2021



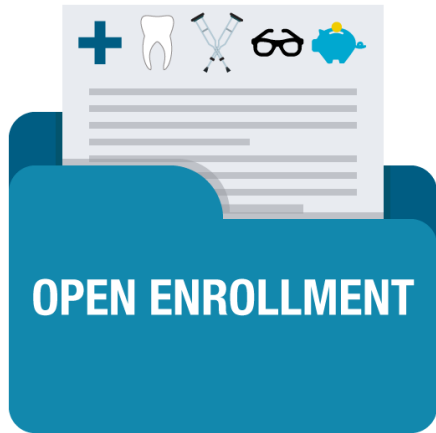
## CU Health Plans: Exclusive, Extended and Kaiser

	Current	New Plan Year
<b>Individual</b>	\$7,900	\$8,150
<b>Family</b>	\$15,800	\$16,300



# Rate Changes

## 2020-2021



CU Health Plan Exclusive	Total Rate	CU Contribution	Your Monthly Premium
Employee Only	\$611.00	\$560.50	\$50.50
Employee + Spouse	\$1,235.50	\$1,051.00	\$184.50
Employee + Child(ren)	\$1,119.50	\$1,005.00	\$114.50
Family	\$1,751.00	\$1,511.50	\$239.50

2020-2021 Plan Year			
CU Health Plan Exclusive	Total Rate	CU Contribution	Your Monthly Premium
Employee Only	\$614.00	\$561.50	\$52.50
Employee + Spouse	\$1,268.00	\$1,079.50	\$188.50
Employee + Child(ren)	\$1,144.00	\$1,025.50	\$118.50
Family	\$1,811.50	\$1,566.50	\$245.00



# Employee Services – Payroll and Benefits Administration

[www.cu.edu/benefits](http://www.cu.edu/benefits)



Efficiency [benefits@cu.edu](mailto:benefits@cu.edu)  
[HCM\\_community@cu.edu](mailto:HCM_community@cu.edu)

Urgency 303-860-4200

Option 3 – Benefits Professionals  
Option 2 – Payroll Professionals