

FOUR CAMPUSES UNITED  
**ALL FOUR: COLORADO**

# CU Economic Impact

## FY 2018-19

Analysis by Leeds School of Business, Business Research Division  
University of Colorado Boulder



University of Colorado

Boulder | Colorado Springs | Denver | Anschutz Medical Campus

# COVID-19 Impacts

---

- **The following economic impact study summarizes the fiscal year 2018-19.**
- **NO COVID-19 related impacts are included in the study presented here.**

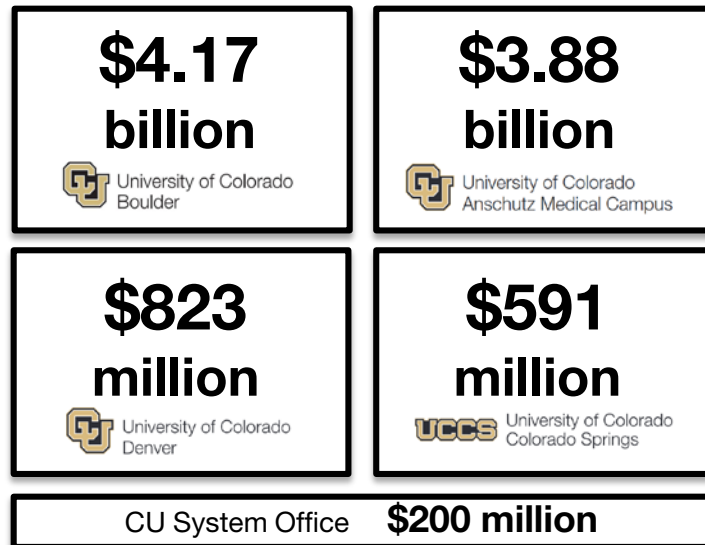


# CU Economic Impact (FY2019)

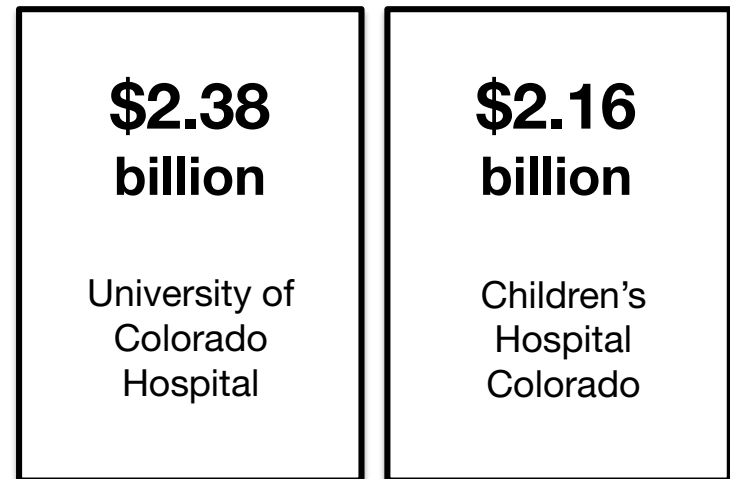
## \$14.2 billion

Total impact from CU Campuses + Anschutz affiliate hospitals

### \$9.7 billion



### \$4.5 billion



University of Colorado

Boulder | Colorado Springs | Denver | Anschutz Medical Campus

Calculated impact includes direct, indirect, and induced impact from expenditures; Source: FY2019 CU Economic Impact Study; Analysis by Leeds School of Business, Business Research Division;

FOUR CAMPUSES UNITED

# Key Findings

---

- The University of Colorado generated an economic impact of **\$9.7 billion** in FY2019 for the State of Colorado.
- The University of Colorado's affiliates, including the University of Colorado Hospital and Children's Hospital Colorado generated an additional economic impact of **\$4.5 billion**.
- The university directly employed a total of 38,975 faculty, staff, and student workers (24,519 faculty and staff); **\$2.1 billion** in salaries.
- The university operated on **\$4.6 billion in revenue**, with a significant portion relating to sponsored programs and other restricted fund activity
- Student and visitor spending totaled **\$927 million** and **\$43.5 million** respectively
- The total economic impact for each CU campus is as follows:
  - CU Boulder, **\$4.2 billion**
  - CU Anschutz, **\$3.9 billion**
  - CU Denver, **\$823 million**
  - UCCS, **\$591 million**



# Key Findings continued

---

- Impact is driven from operations, research, construction, student/visitor spending
- Illustrates the broad labor shed and economic impact beyond the campuses
- Shows the impact of R1 institutions through the economic contribution of \$1.2 billion in research
- Report limited to the impact of the university as a business; societal impact much greater
- **Impacts excluded from the study:**
  - alumni,
  - football/conference impacts,
  - tech transfer



# CU Economic Impact (FY2019)

---

**\$9.7 billion** Total Impact All CU Campuses



University of Colorado  
Boulder

**\$4.2 billion**



University of Colorado  
Anschutz Medical Campus

**\$3.9 billion**



University of Colorado  
Denver

**\$823 million**



University of Colorado  
Colorado Springs

**\$591 million**



University of Colorado  
Boulder | Colorado Springs | Denver | Anschutz Medical Campus

**\$200 million**



University of Colorado

Boulder | Colorado Springs | Denver | Anschutz Medical Campus

Calculated impact includes direct, indirect, and induced impact from expenditures; Source: FY2019 CU Economic Impact Study; Analysis by Leeds School of Business, Business Research Division;

FOUR CAMPUSES UNITED

# CU Economic Impact (FY2019)

---

**\$4.5 billion**

Total impact from CU Anschutz affiliate hospitals

**uhealth**

University of Colorado Hospital

**\$2.38 billion**



Children's Hospital Colorado

**\$2.16 billion**



University of Colorado

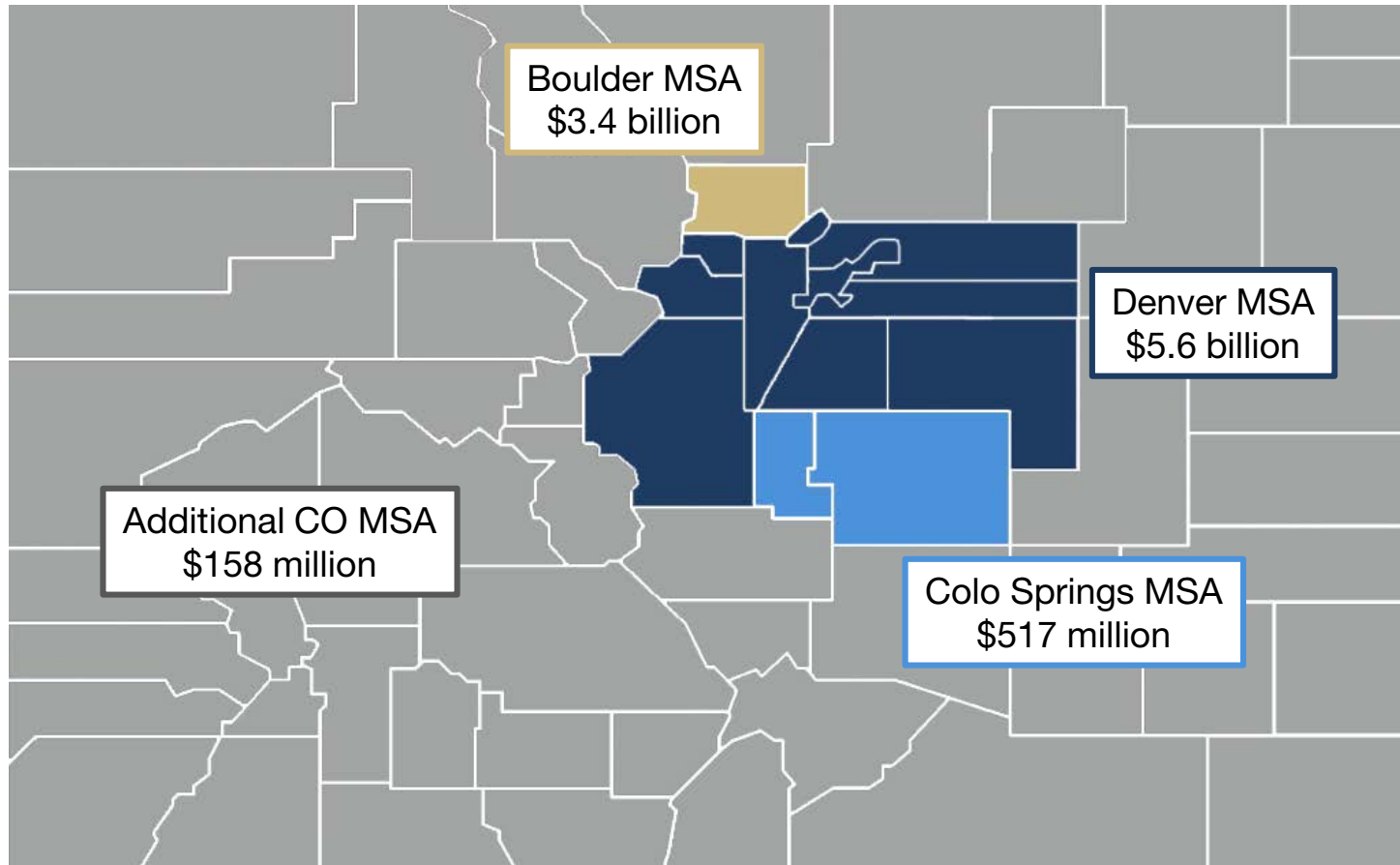
Boulder | Colorado Springs | Denver | Anschutz Medical Campus

Calculated impact includes direct, indirect, and induced impact from expenditures; Source: FY2019 CU Economic Impact Study; Analysis by Leeds School of Business, Business Research Division;

FOUR CAMPUSES UNITED

# CU Economic Impact on Colorado by MSA

Total Impact of CU Campuses: **\$9.66 billion**



University of Colorado

Boulder | Colorado Springs | Denver | Anschutz Medical Campus

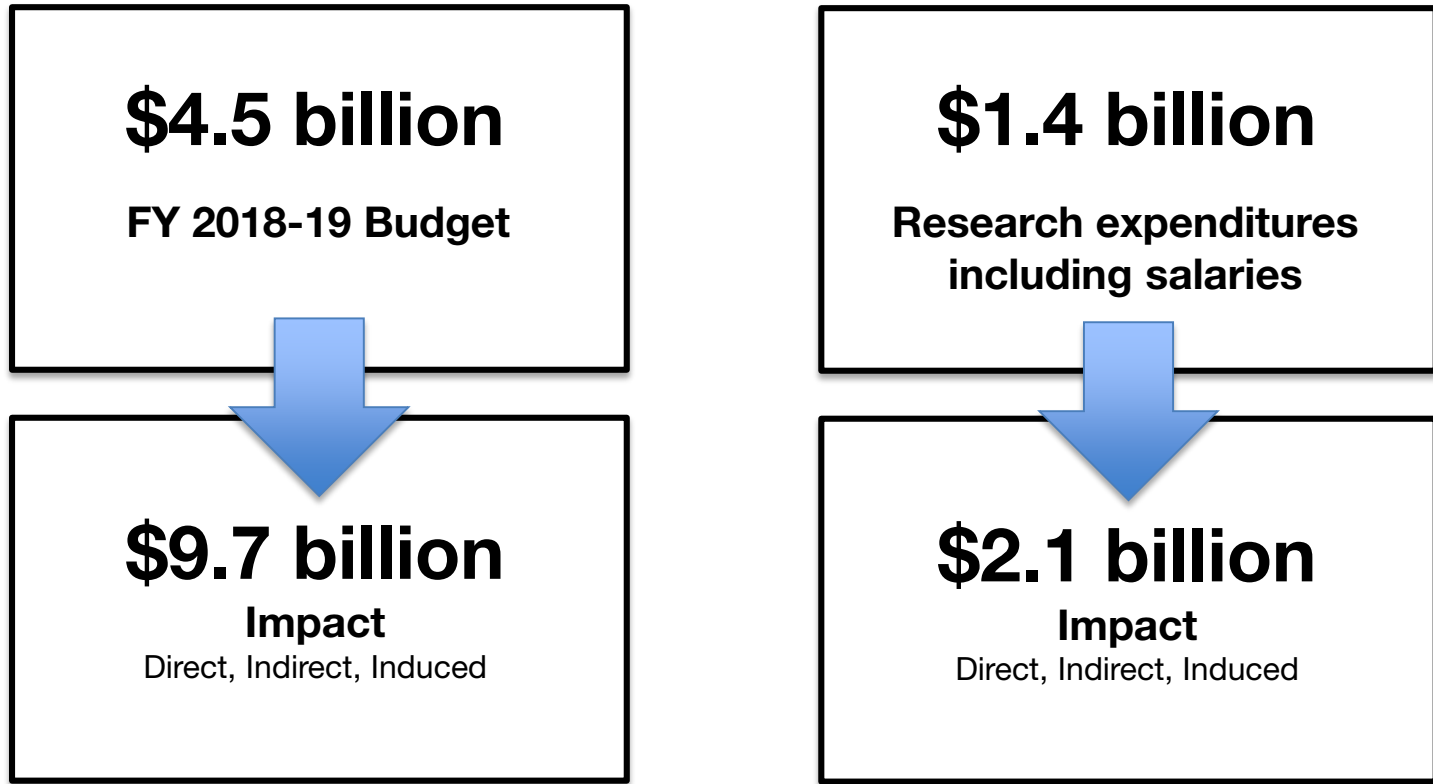
MSA = Metropolitan Statistical Area  
Source: FY2019 CU Economic Impact Study; Analysis by  
Leeds School of Business, Business Research Division;

FOUR CAMPUSES UNITED



# CU Economic Impact (FY2019)

---



\$2.1 billion research impact included in \$9.7 billion



# FY 2018-19 Employees

---

**38,975**

## Total CU Employees

This count includes all full and part-time employees including:

- Regular, instructional, research, clinical faculty,
- exempt and classified staff, including officers,
- student workers,
- temporary workers, and
- active retirees

**3<sup>rd</sup>**

**Largest  
Employer in  
Colorado**

Source: Denver Business Journal,  
2018 Denver-Area Public Sector Employers

**89,475**

## Total Employees (Impact)

This employee count is derived from total CU employees plus employees calculated as supporting the direct, indirect, and induced effect of university spending in Colorado, including affiliated hospitals.

62,099 CU Campuses  
27,376 Affiliated Hospitals



University of Colorado

Boulder | Colorado Springs | Denver | Anschutz Medical Campus

Calculated impact includes direct, indirect, and induced impact from expenditures; Source: FY2019 CU Economic Impact Study; Analysis by Leeds School of Business, Business Research Division;

FOUR CAMPUSES UNITED

# FY 2018-19 Highlights

---

**\$4.3 billion**

**Salaries and Wages**

**Impact** derived from wages to faculty, staff, student workers across the CU System

**\$2.1 billion**

**Research**

**Impact** from expenditures from over \$1 billion in sponsored research awards

**\$1.8 billion**

**Non-Labor Expenses**

**Direct spending** on vendor purchases, university travel, procurement cards

**\$683 million**

**Construction**

**Direct spending** on campus construction projects

**\$971 million**

**Student/Visitor Spending**

Non-education student and visitor spending of those indicating they would not be in Colorado if not for attending CU

**\$147 million**

**Tech Transfer**

Venture Partners' startup portfolio raised revenue from licensing, patented inventions, startups



University of Colorado

Boulder | Colorado Springs | Denver | Anschutz Medical Campus

Calculated impact includes direct, indirect, and induced impact from expenditures; Source: FY2019 CU Economic Impact Study; Analysis by Leeds School of Business, Business Research Division;

FOUR CAMPUSES UNITED