

FOUR CAMPUSES UNITED
ALL FOUR: COLORADO

FY 2018-19 Operating Budget
June 22, 2018



University of Colorado

Boulder | Colorado Springs | Denver | Anschutz Medical Campus

General Budget Terminology

- **Current Funds Budget** — The current funds budget includes those economic resources of the institution which are expendable for any purpose in performing the primary objectives of the institution. Current funds are categorized by three funds: Education & General, Auxiliary and Restricted.
- **Auxiliary** — Auxiliary enterprises are self-contained business units that charge a fee and exist to provide a service to students, faculty, or staff. Examples of Auxiliary & Self-funded Activities: Intercollegiate Athletics, Bookstores, Housing Operations, Parking etc. These funds are not appropriated by the State.
- **Unrestricted vs. Restricted Funds** — Unrestricted current funds include all funds that leadership may use for the primary mission of the institution (tuition, state support). Restricted funds consist of those funds restricted by donors or other outside agencies for a specific purpose (research, endowments).



General Budget Terminology

NACUBO functional categories — The National Association of College and University Business Officers (NACUBO) establishes definitions for the functional expenditure categories, which group and aggregate expenses by institutional purpose.

- **Instruction**— Includes all activities that are part of an institution’s instructional program. Included are credit and noncredit courses. Includes departmental research and sponsored instruction.
- **Research**— Includes all activities specifically organized and separately budgeted to produce research.
- **Public Service**— Includes identified activities that are established primarily to provide non instructional services beneficial to individuals and groups external to the institution (i.e. community service).
- **Academic Support**— Includes support services for the institution’s primary missions: instruction, research, and public service. Examples include: *Libraries, Ancillary Support*.

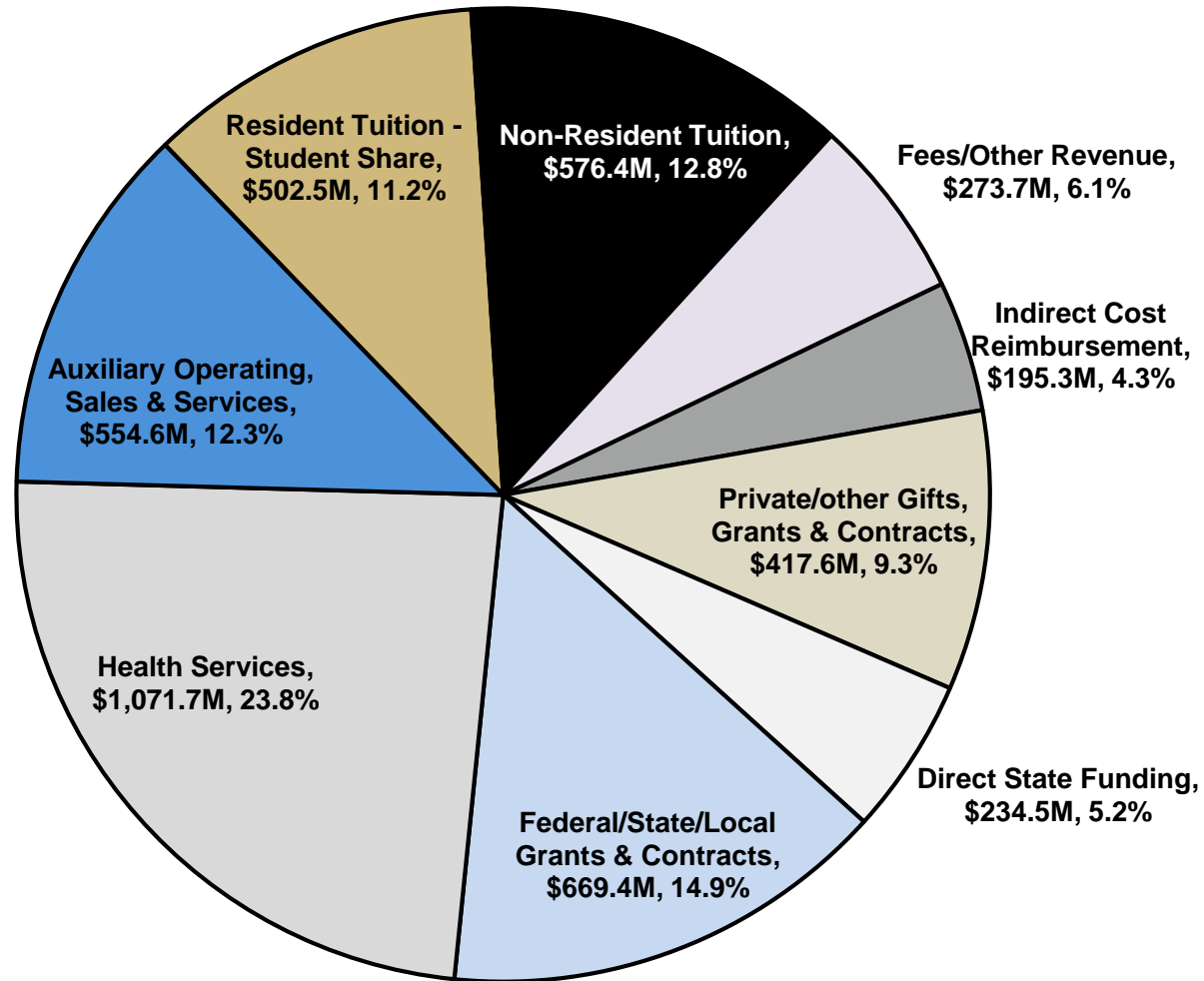


General Budget Terminology

- **Student Services**– Those activities whose primary purpose is to contribute to the student’s emotional and physical well-being outside the context of the formal instructional program. Examples: *Tutoring, Counseling and Career Guidance, Student Health Services.*
- **Institutional Support**– Includes central executive-level activities concerned with management and long-range planning of the entire institution, such as the governing board, planning and programming, and legal services; fiscal operations, administrative data processing, employee personnel and records.
- **Operation & Maintenance of Plant**– Includes the operation and maintenance of physical plants for all institutional activities, including auxiliary enterprises and independent operations.
- **Scholarships & Fellowships**– Includes grants-in-aid, trainee stipends, tuition and fee waivers, prizes to undergraduate students and trainee stipends for grads.



FY 2018-19 Total Current Funds Budget Consolidated – Sources of Revenue



Total Current Funds Budget = \$4.50 Billion

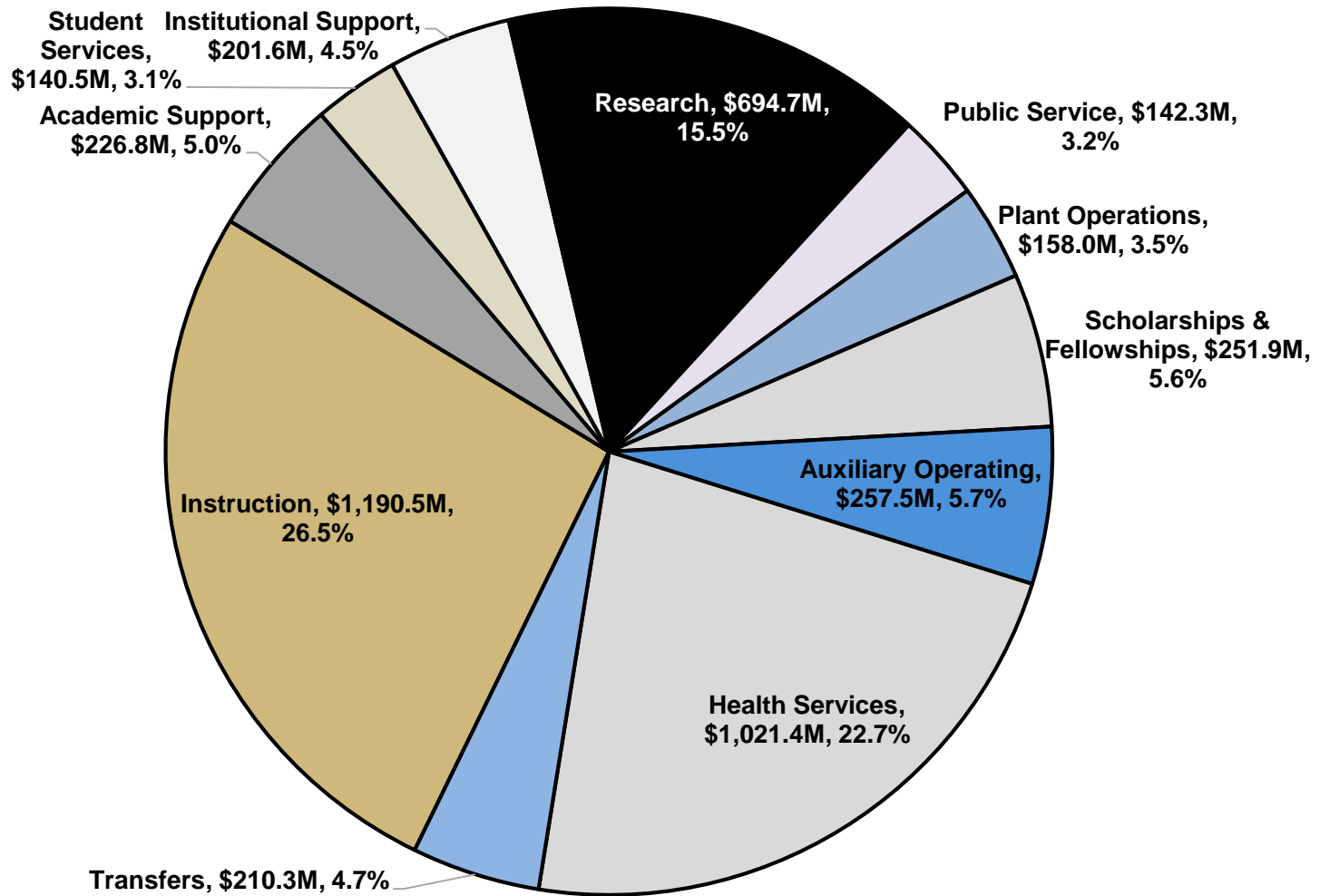


University of Colorado

Boulder | Colorado Springs | Denver | Anschutz Medical Campus

FOUR CAMPUSES UNITED

FY 2018-19 Total Current Funds Budget Consolidated – Expenditures



Total Current Funds Expenditures and Transfers = \$4.50 Billion



University of Colorado

Boulder | Colorado Springs | Denver | Anschutz Medical Campus

FOUR CAMPUSES UNITED

Statewide Tuition and Fee Increases

Institution	Last Year	Proposed		
	FY 2017-18 Tuition and Fees (30 credit hrs.)	FY 2018-19 Tuition and Fees (30 credit hrs.)	\$ Increase	% Increase
Fort Lewis College	\$8,609	\$9,058	\$450	5.22%
Metropolitan State University of Denver	\$7,353	\$7,666	\$313	4.26%
University of Northern Colorado	\$9,545	\$9,918	\$372	3.90%
University of Colorado Boulder - FY 2018-19 Cohort	\$12,086	\$12,534	\$448	3.71%
Colorado Community College System (CCD)	\$5,614	\$5,802	\$188	3.36%
Western State Colorado University	\$9,802	\$10,114	\$312	3.18%
Colorado State University Pueblo	\$10,090	\$10,408	\$318	3.15%
Colorado School of Mines	\$18,386	\$18,964	\$578	3.14%
Colorado Mesa University	\$8,972	\$9,243	\$271	3.02%
Colorado State University	\$11,632	\$11,982	\$350	3.01%
University of Colorado Denver	\$11,078	\$11,395	\$317	2.86%
University of Colorado Colorado Springs	\$10,201	\$10,463	\$262	2.57%
Colorado Community College System (MCC)	\$4,520	\$4,627	\$107	2.36%
Adams State University	\$9,440	\$9,440	\$0	0.00%
University of Colorado Boulder - FY 2016-17 Cohort	\$11,531	\$11,531	\$0	0.00%
University of Colorado Boulder - FY 2017-18 Cohort	\$12,087	\$12,087	\$0	0.00%

University of Colorado Boulder - 4 Year Guarantee for incoming FY 2018-19 Freshmen & Transfer Cohort.
0.0% Tuition and Mandatory Fee increase for continuing Cohorts.



University of Colorado

Boulder | Colorado Springs | Denver | Anschutz Medical Campus

FOUR CAMPUSES UNITED

Boulder Campus

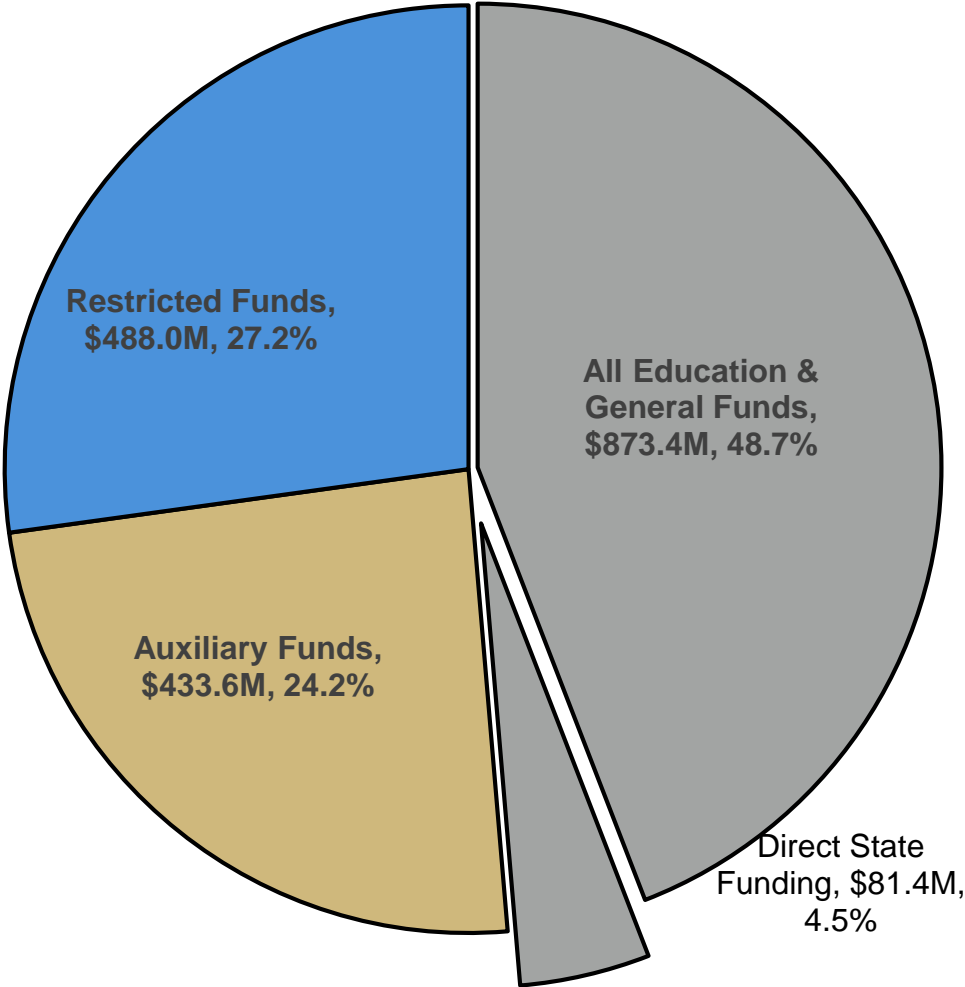


University of Colorado

Boulder | Colorado Springs | Denver | Anschutz Medical Campus

FOUR CAMPUSES UNITED

CU-Boulder FY 2018-19 Total Current Funds Budget



Total Current Funds Budget = \$1.80 Billion

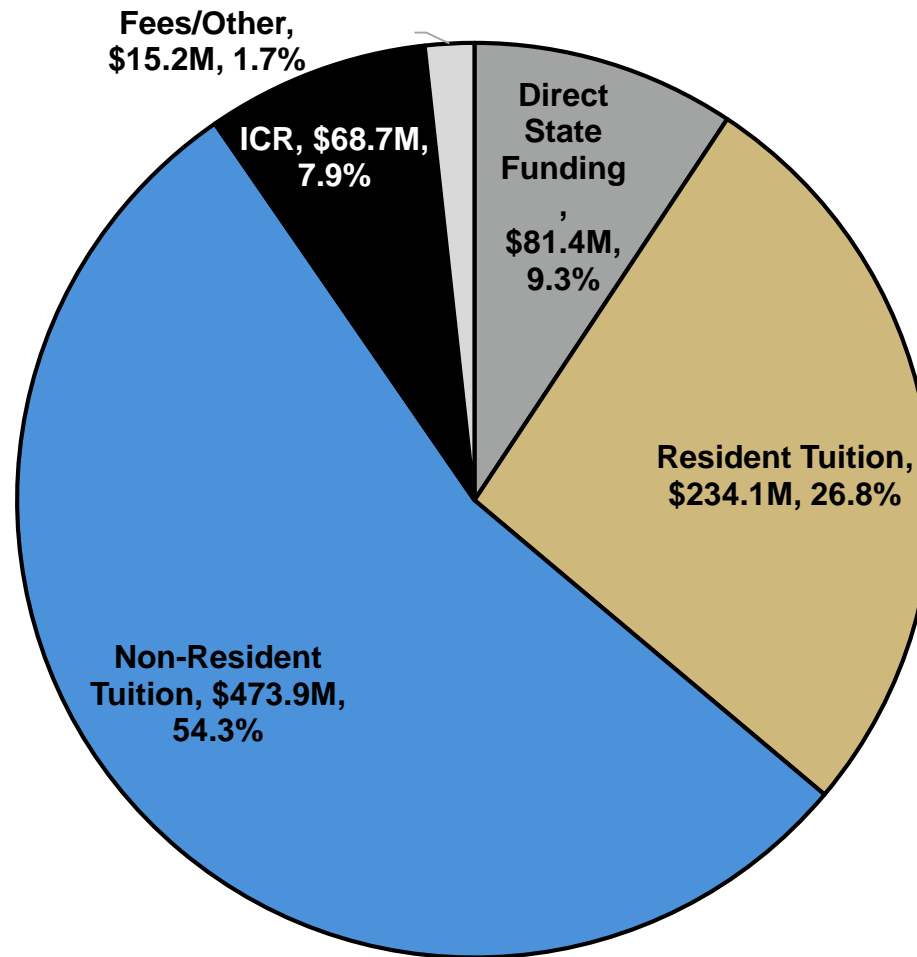


University of Colorado

Boulder | Colorado Springs | Denver | Anschutz Medical Campus

FOUR CAMPUSES UNITED

CU-Boulder FY 2018-19 Education & General Budget Sources of Revenue



Total Education & General Budget = \$873.4 Million

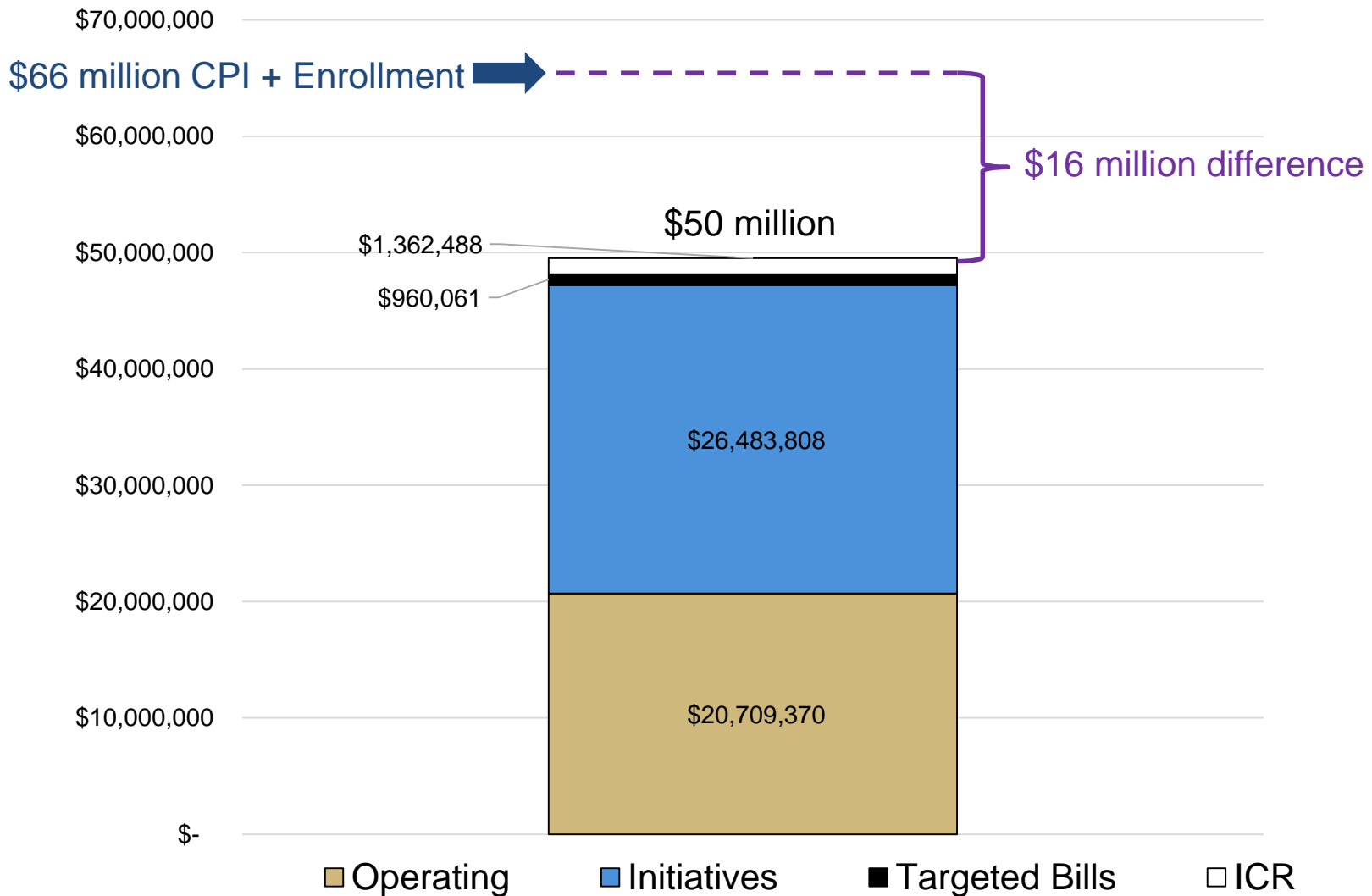


University of Colorado

Boulder | Colorado Springs | Denver | Anschutz Medical Campus

FOUR CAMPUSES UNITED

CU Boulder – FY 2018-19 Budget Growth



Colorado Springs Campus

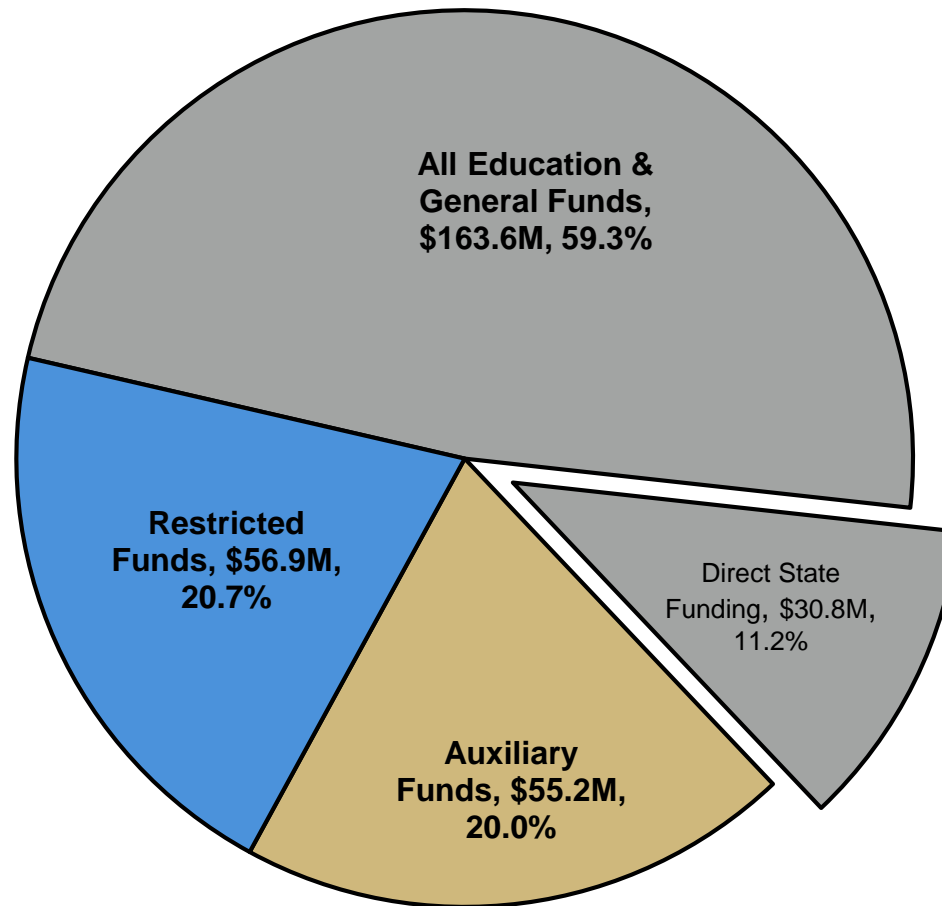


University of Colorado

Boulder | Colorado Springs | Denver | Anschutz Medical Campus

FOUR CAMPUSES UNITED

UCCS FY 2018-19 Total Current Funds Budget



Total Current Funds Budget = \$275.7 Million

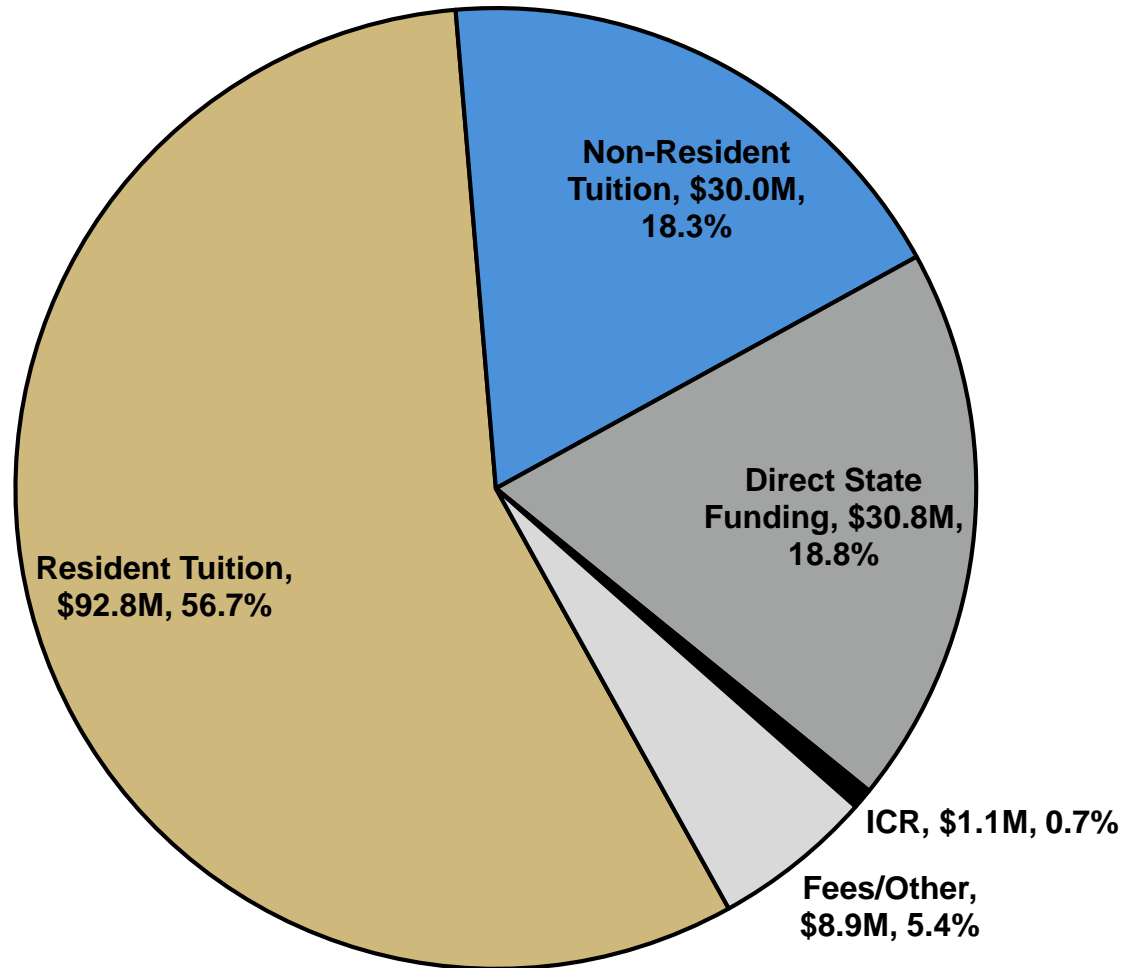


University of Colorado

Boulder | Colorado Springs | Denver | Anschutz Medical Campus

FOUR CAMPUSES UNITED

UCCS FY 2018-19 Education & General Budget Sources of Revenue



Total Education and General Budget = \$163.6 Million

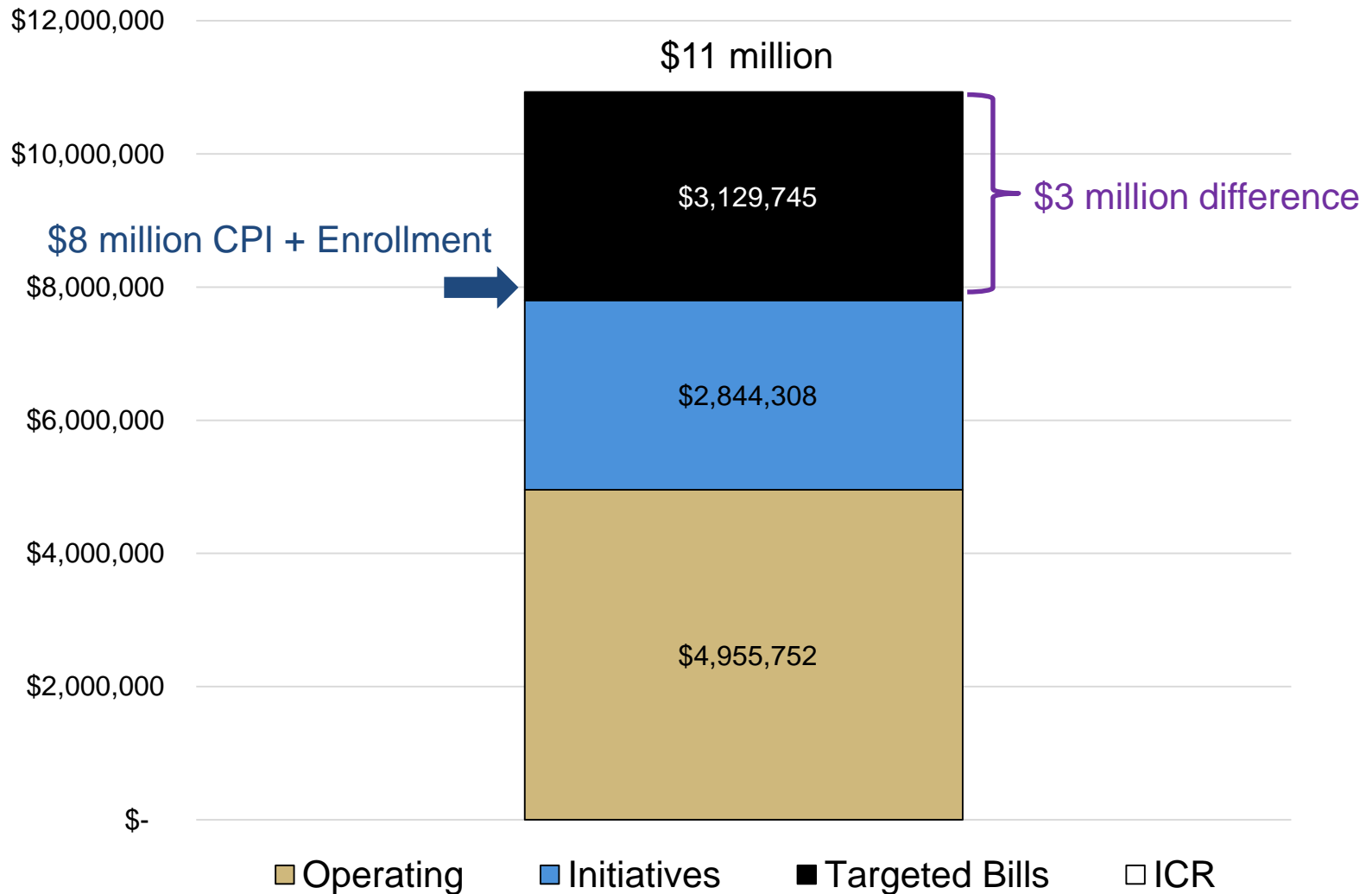


University of Colorado

Boulder | Colorado Springs | Denver | Anschutz Medical Campus

FOUR CAMPUSES UNITED

UCCS – FY 2018-19 Budget Growth



University of Colorado

Boulder | Colorado Springs | Denver | Anschutz Medical Campus

FOUR CAMPUSES UNITED

Denver Campus

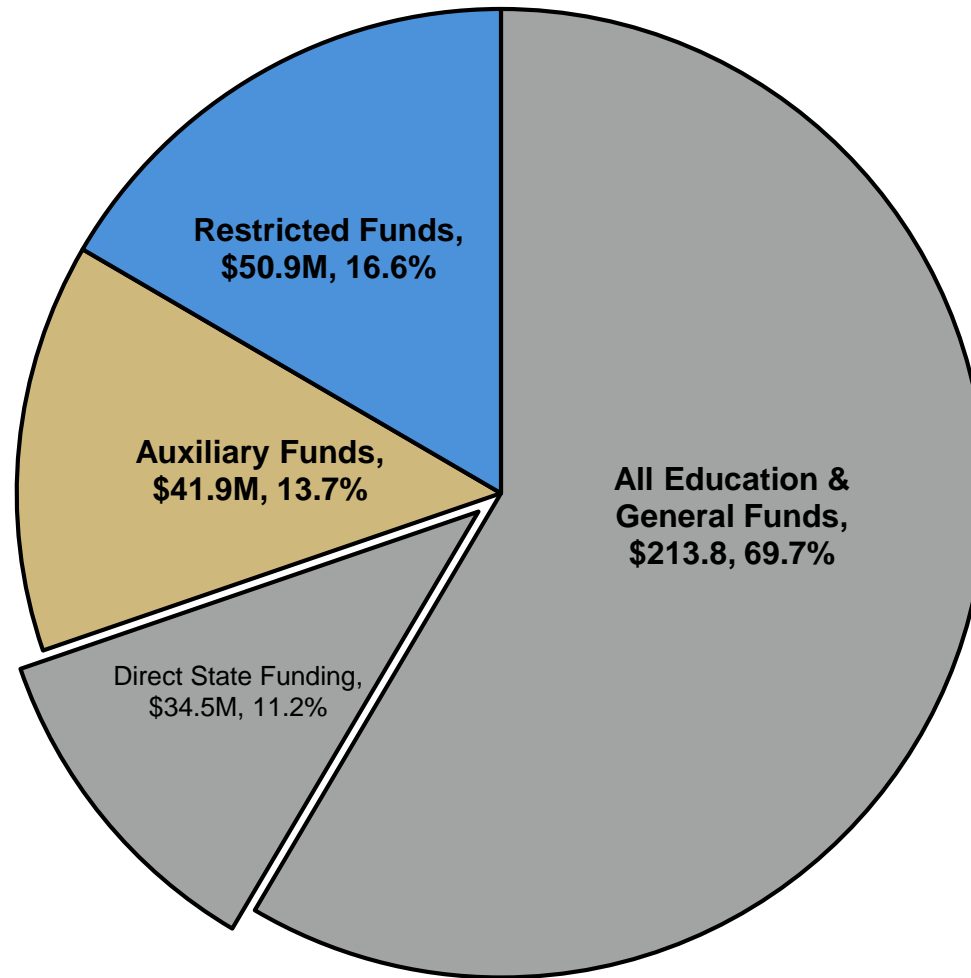


University of Colorado

Boulder | Colorado Springs | Denver | Anschutz Medical Campus

FOUR CAMPUSES UNITED

CU Denver FY 2018-19 Total Current Funds Budget



Total Current Funds Budget = \$306.6 Million

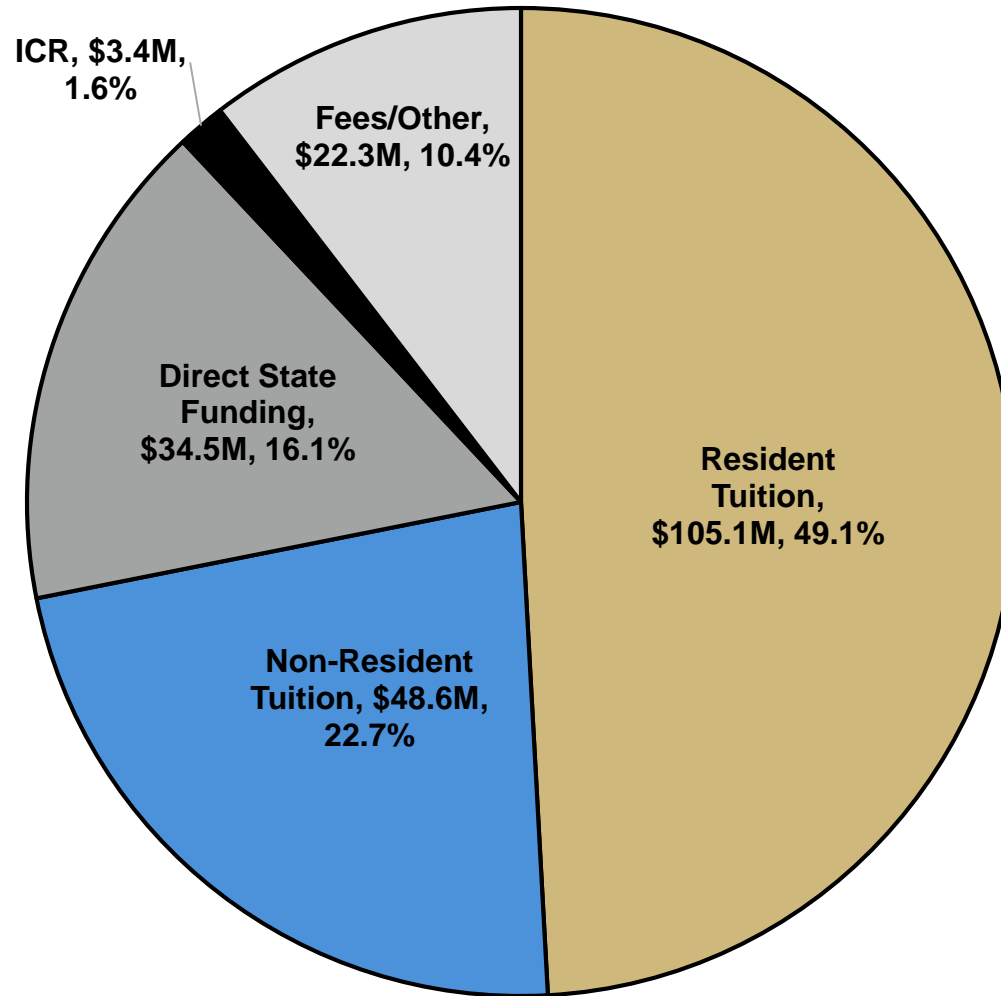


University of Colorado

Boulder | Colorado Springs | Denver | Anschutz Medical Campus

FOUR CAMPUSES UNITED

CU Denver FY 2018-19 Education & General Budget Sources of Revenue



Total Education & General Budget = \$213.8 Million

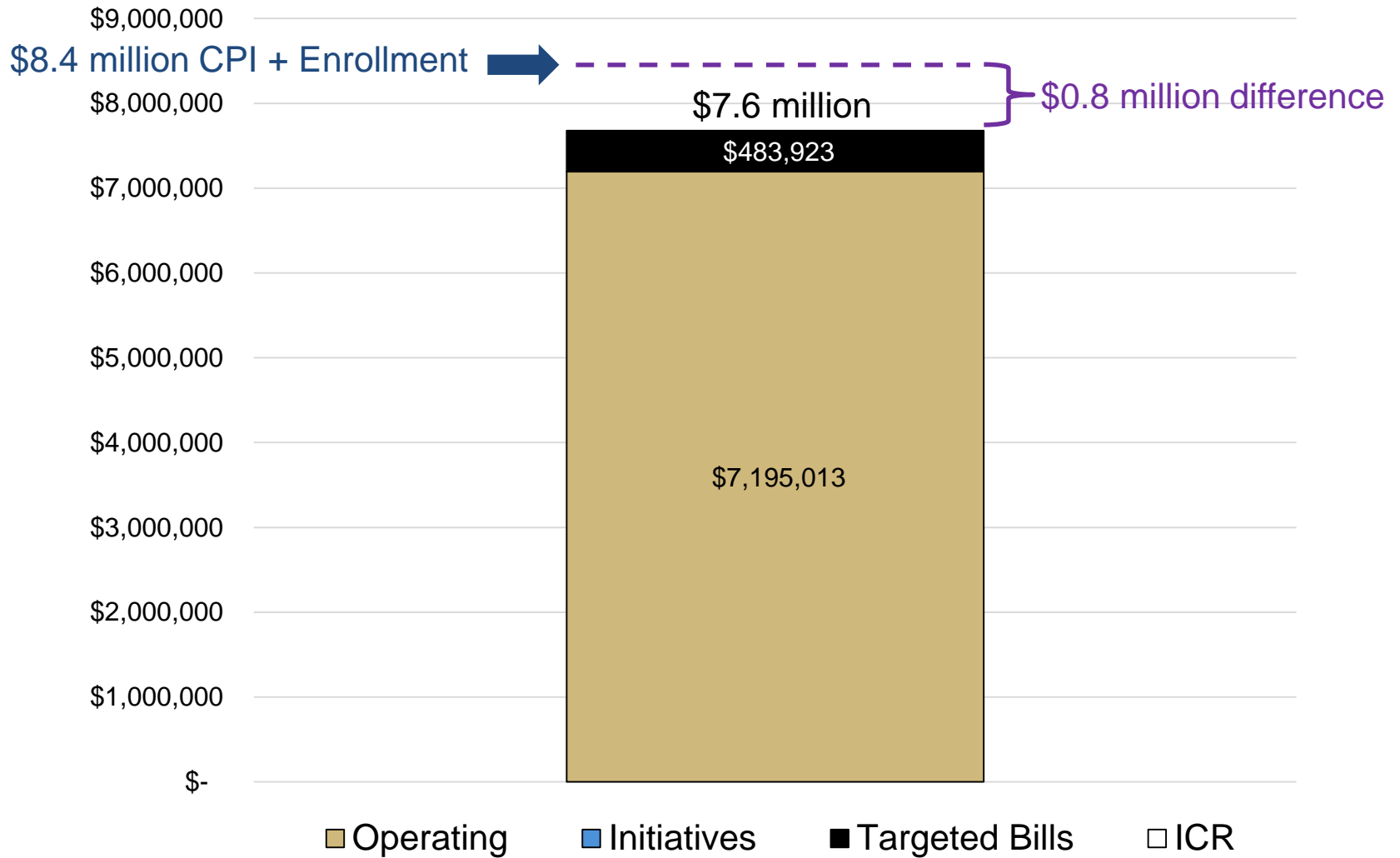


University of Colorado

Boulder | Colorado Springs | Denver | Anschutz Medical Campus

FOUR CAMPUSES UNITED

CU Denver – FY 2018-19 Budget Growth



Anschutz Medical Campus

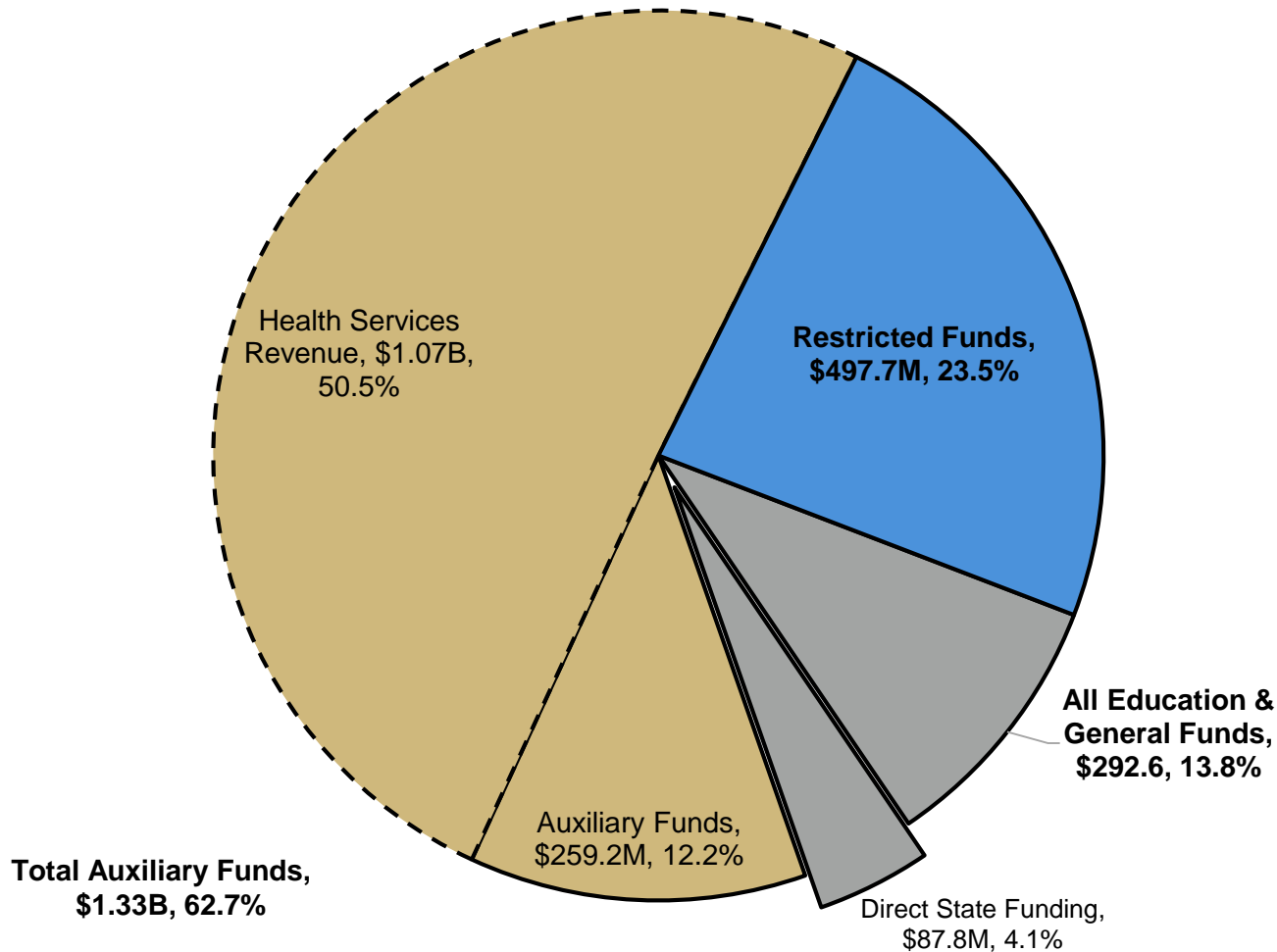


University of Colorado

Boulder | Colorado Springs | Denver | Anschutz Medical Campus

FOUR CAMPUSES UNITED

Anschutz Medical Campus FY 2018-19 Total Current Funds Budget



Total Current Funds Budget = \$2.12 Billion

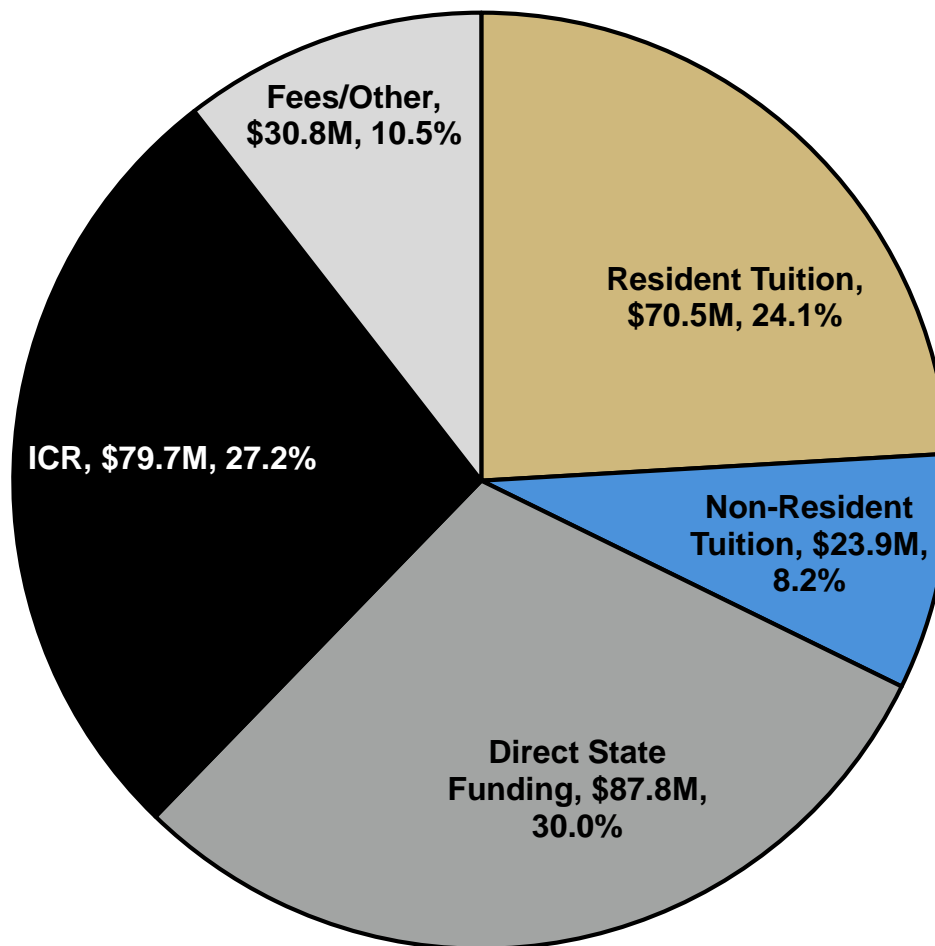


University of Colorado

Boulder | Colorado Springs | Denver | Anschutz Medical Campus

FOUR CAMPUSES UNITED

Anschutz Medical Campus FY 2018-19 Education & General Budget Sources of Revenue



Total Education & General Budget = \$292.6 Million

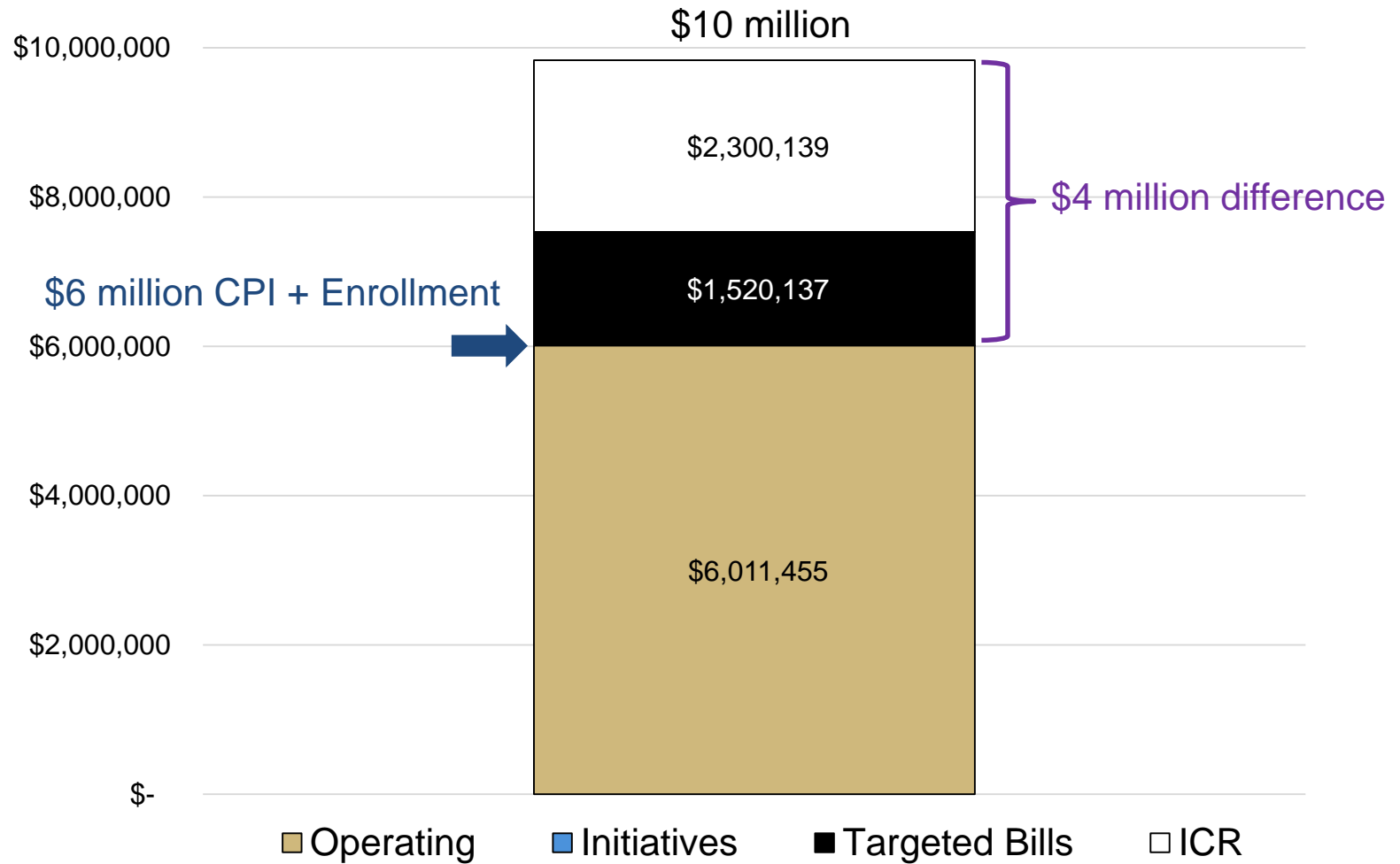


University of Colorado

Boulder | Colorado Springs | Denver | Anschutz Medical Campus

FOUR CAMPUSES UNITED

CU Anschutz – FY 2018-19 Budget Growth



System Administration

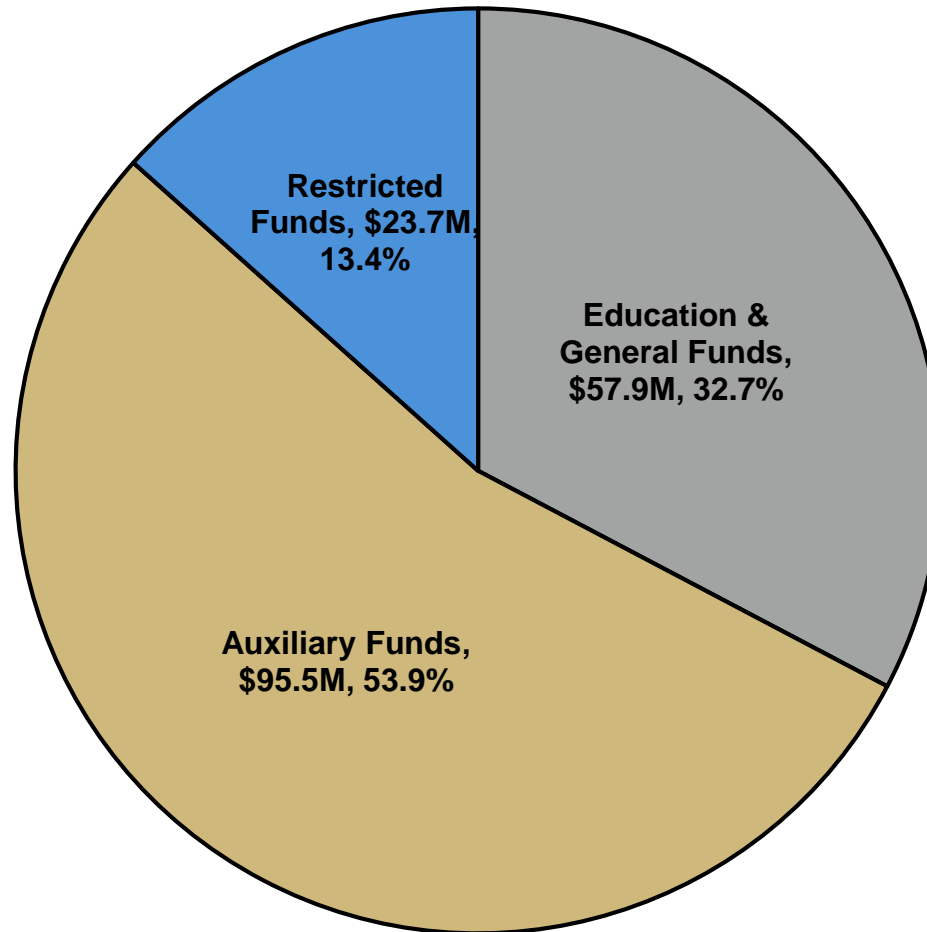


University of Colorado

Boulder | Colorado Springs | Denver | Anschutz Medical Campus

FOUR CAMPUSES UNITED

System Administration FY 2018-19 Total Current Funds Budget



Total Education & General Budget = \$177.1 Million

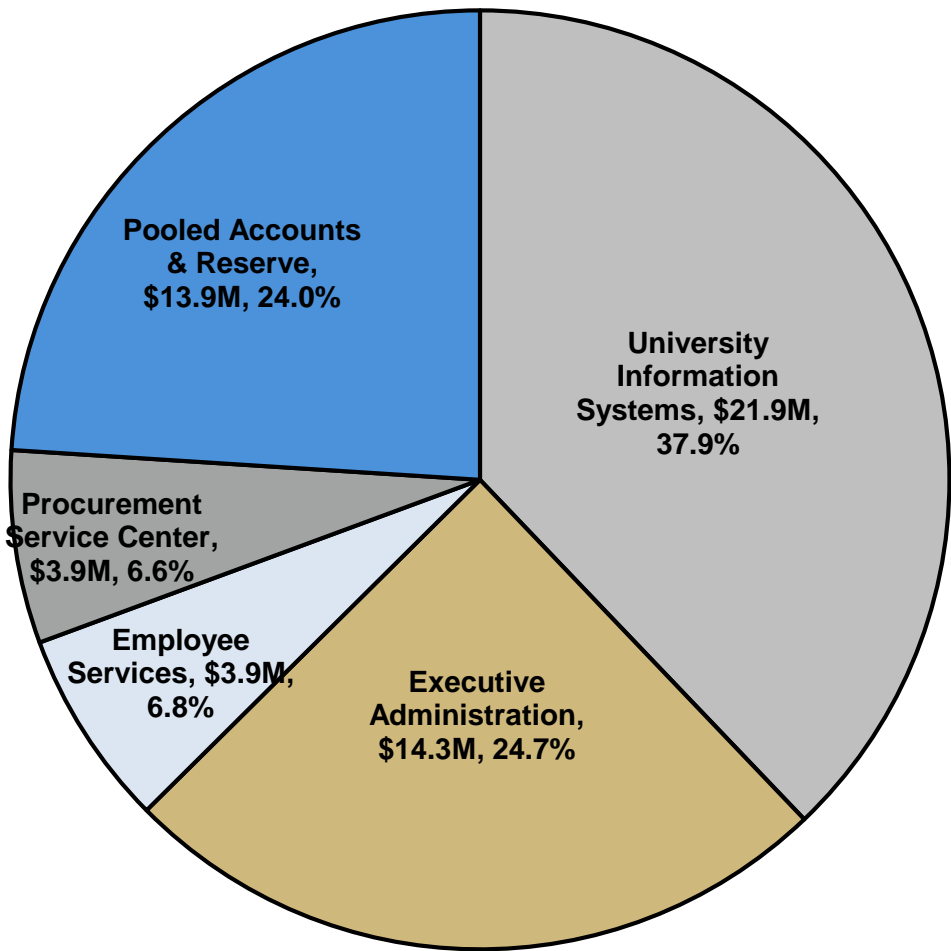


University of Colorado

Boulder | Colorado Springs | Denver | Anschutz Medical Campus

FOUR CAMPUSES UNITED

System Administration FY 2018-19 Campus Support Budget by Department



Total Campus Support Budget = \$57.9 Million



2018 – Looking Ahead

July Retreat

- CU Metrics

September Meeting

- Compensation Report
- Enrollment Update
- Campus Efficiency Update

November/December Meeting

- CU Finances
 - Including unobligated and capital detail
- Carry forward report by campus including auxiliaries
- Revenue, expenditures and transfer summary report by campus
- Financial Aid



FY 2018-19 State Funded Capital Budget Request

Table 1 - University of Colorado

DRAFT FY 2019-20 Capital Construction State-Funded Budget Request

FY 19-20 Rank	Campus	Project	Source of Funding	FY 2018-19	FY 2019-20 Request	FY 2020-21 Request	FY 2021-22 Request	FY 2022-23 Request	Total
Cont.	Anschutz	Colorado Center for Personalized Medicine & Behavioral Health (CCPM&BH)	State	\$ 12,346,906	\$ 19,846,986	\$ 21,859,241	\$ -	\$ -	\$ 54,053,133
			University	\$ 144,313,093	\$ 11,405,000	\$ -	\$ -	\$ -	\$ 155,718,093
			Total	\$ 156,659,999	\$ 31,251,986	\$ 21,859,241	\$ -	\$ -	\$ 209,771,226
1	Denver	Engineering & Physical Sciences Building/Renovation	State	\$ -	\$ 14,002,793	\$ 29,739,451	\$ 11,299,680	\$ -	\$ 55,041,924
			University	\$ -	\$ 4,667,598	\$ 9,913,150	\$ 3,766,560	\$ -	\$ 18,347,308
			Total	\$ -	\$ 18,670,391	\$ 39,652,601	\$ 15,066,240	\$ -	\$ 73,389,232
2	Boulder	Hellems Capital Construction and Renovation	State	\$ -	\$ 3,225,474	\$ 10,177,262	\$ 9,993,881	\$ 9,993,383	\$ 33,390,000
			University	\$ -	\$ 4,454,226	\$ 14,054,314	\$ 13,801,074	\$ 13,800,386	\$ 46,110,000
			Total	\$ -	\$ 7,679,700	\$ 24,231,576	\$ 23,794,955	\$ 23,793,769	\$ 79,500,000
3	UCCS	Renovation of Existing Engineering Building	State	\$ -	\$ 8,056,086	\$ 20,566,770	\$ -	\$ -	\$ 28,622,856
			University	\$ -	\$ 6,000,000	\$ -	\$ -	\$ -	\$ 6,000,000
			Total	\$ -	\$ 14,056,086	\$ 20,566,770	\$ -	\$ -	\$ 34,622,856
4	Boulder	Guggenheim Geography Building Capital Construction and Renovation	State	\$ -	\$ 1,039,621	\$ 9,437,406	\$ -	\$ -	\$ 10,477,027
			University	\$ -	\$ 1,559,431	\$ 14,156,110	\$ -	\$ -	\$ 15,715,541
			Total	\$ -	\$ 2,599,052	\$ 23,593,516	\$ -	\$ -	\$ 26,192,568
5	Anschutz	College of Nursing and Student Support Services Renovations	State	\$ -	\$ 8,813,206	\$ -	\$ -	\$ -	\$ 8,813,206
			University	\$ -	\$ 8,813,306	\$ -	\$ -	\$ -	\$ 8,813,306
			Total	\$ -	\$ 17,626,512	\$ -	\$ -	\$ -	\$ 17,626,512
		Total State Funds Request	State	\$ 12,346,906	\$ 54,984,166	\$ 91,780,130	\$ 21,293,561	\$ 9,993,383	\$ 190,398,146
		Total Cash Funds Request	University	\$ 144,313,093	\$ 36,899,561	\$ 38,123,574	\$ 17,567,634	\$ 13,800,386	\$ 250,704,248
		Total Prioritized Request	Total	\$ 156,659,999	\$ 91,883,727	\$ 129,903,704	\$ 38,861,195	\$ 23,793,769	\$ 441,102,394

Note: CU Anschutz - CCPM&BH received stand-alone approval of \$32,270,515 cash funds in FY 2017-18 not included in the total above.



University of Colorado

Boulder | Colorado Springs | Denver | Anschutz Medical Campus

FOUR CAMPUSES UNITED

FY 18-19 to FY 19-20 Two-Year List of Cash Needs

- Two-Year List includes 2 new projects and can be updated throughout the year.
- These projects were approved by the Capital Development Committee on June 18, 2018, pending full Board of Regent Approval.

Table 2 - University of Colorado				
Two-Year Cash List Projects				
Campus	Project	Source of Funding	June 2018 Request	Total Project Costs
Boulder	Imig Music Building South Addition	Debt, Capital Reserve funds, and Gifts	\$ 57,000,000	\$ 57,000,000
	Fleming Tower Renovation and Systems Upgrades	Debt and Capital Reserve funds	\$ 13,718,820	\$ 13,718,820
CU System Total Cash Fund Request			\$ 70,718,820	\$ 70,718,820