



Break from Business

Relax and recharge with savings on personal travel

Take a break from business—you've earned it.

Whether you're planning a relaxing getaway or epic adventure, your company's relationship with United saves you up to 10% on your personal travel when you book by December 31, 2025.

To get started, scan the QR code or visit united.business/breakfrombusinessdiscount



Designed for your personal travel:

Exclusive discounts

Save up to 10% on eligible fare classes with United, Air Canada, ANA and Lufthansa Group.¹

Share the fun

Extend the savings to everyone on your reservation when traveling together.²

More places, more adventures

Discover seamless connectivity across United's global network and beyond.³

Book your way

Easily book on united.com or the United app when signed in to your MileagePlus® account.

MileagePlus benefits

Earn miles to use for awards while earning Premier Qualifying Points (PQP) towards Premier® status.

¹ Discounts vary and are determined using the first letter of the fare basis code. Valid on round-trip travel only. Saturday-night stay required. Basic Economy fares are excluded.

² You and up to eight companions traveling on the same reservation are eligible for discounts.

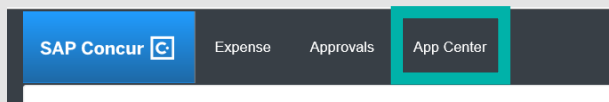
³ Discounts are valid for travel originating in the U.S. and for travel to the U.S. from international points of origin. For travel originating in Japan, discounts are only valid on flights operated by United.

Offers are subject to change without notice; additional restrictions may apply. For complete terms and conditions, visit united.business/breakfrombusiness.

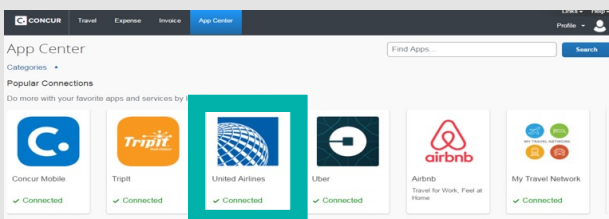
Step 1: Connect your MileagePlus account in Concur

Be sure to connect your MileagePlus account in either the Concur Travel App Center or your Concur Travel profile. Then log in to your MileagePlus account on united.com.

Adding your MileagePlus account to your *Concur Expense* profile in the App Center:

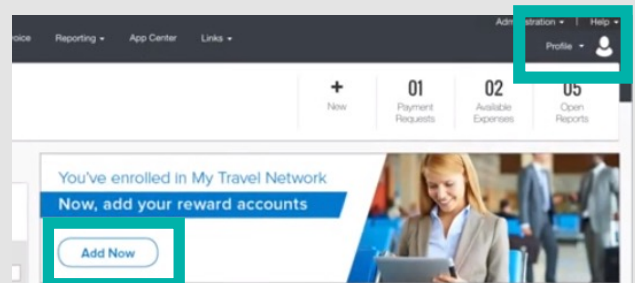


1. Log in to your Concur Expense portal and click on *App Center*.



2. Add your United Airlines MileagePlus number by clicking on the United Airlines tile.

Adding your MileagePlus account to your *Concur Travel* profile in the My Travel Network:



1. Log in to your Concur Travel Profile.

2. Navigate to *My Travel Network*.

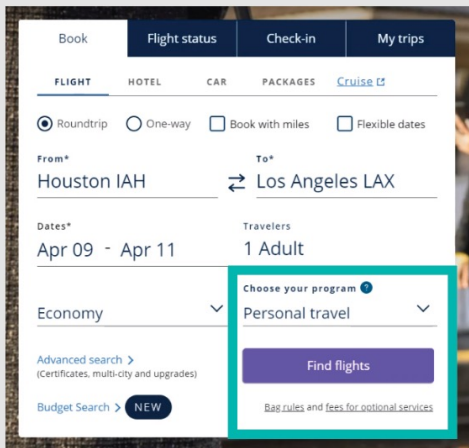
3. Click *Add Now* and add your United Airlines MileagePlus number.

Step 2: Book your next adventure

Sign in to your MileagePlus account on the United mobile app or on united.com.

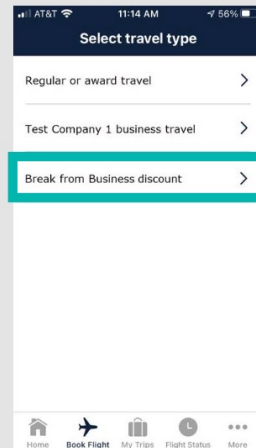
UNITED.COM

On the booking screen,
select **“Personal travel.”**



UNITED MOBILE APP

When you click “Book Flight,”
select **“Break from Business discount.”**



Break from Business fares will appear with the discount applied. You must be signed in and on the reservation for discount to appear.

Step 3: Learn more about Break from Business at united.business/breakfrombusinessdiscount