

University of Colorado
Student Financial Assistance, FY 2020-21

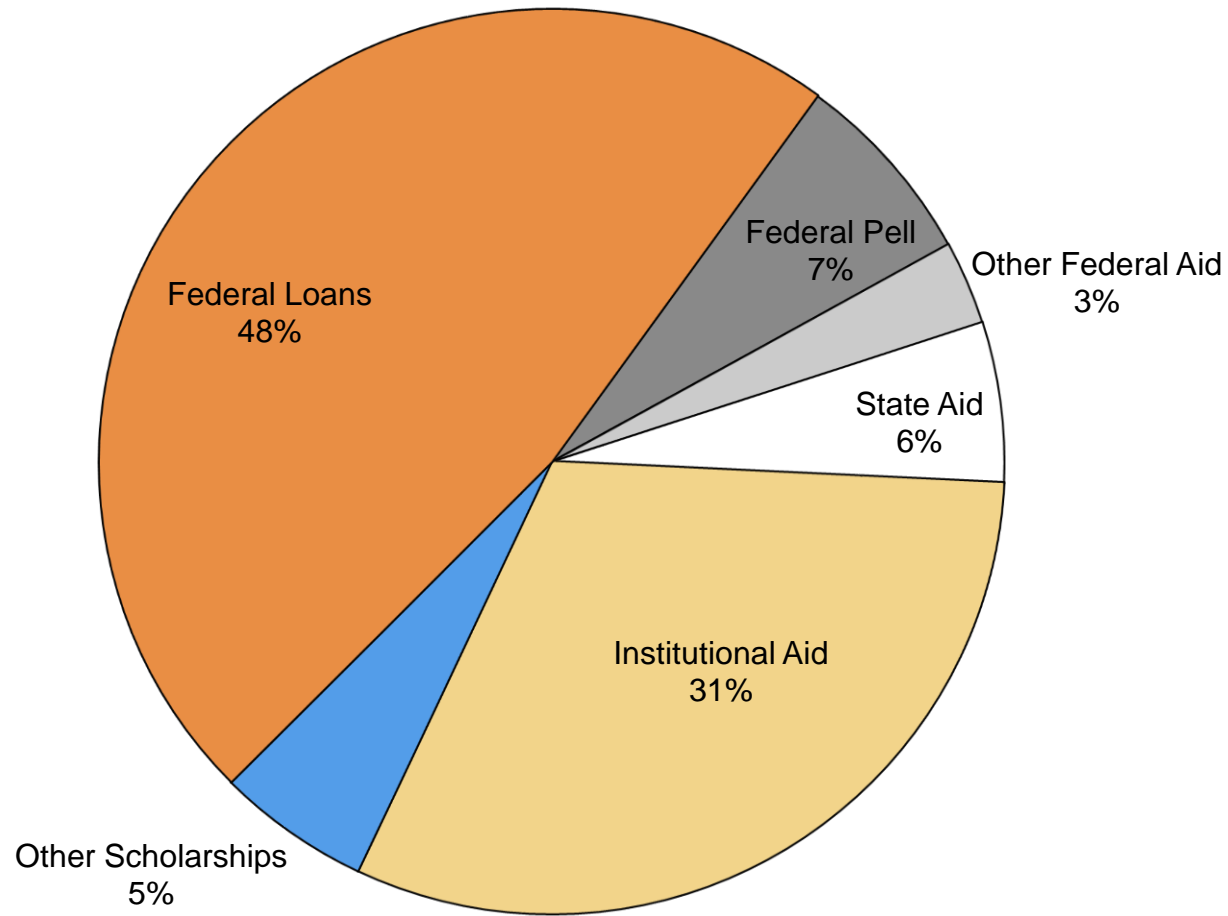
	Boulder	Colorado Springs	Denver	Anschutz Medical Campus	CU Total
Number of Students Receiving Financial Assistance	26,011	8,915	11,974	4,282	51,182
Resident Undergraduate	12,755	6,879	7,733	528	27,895
Non-Resident Undergraduate	7,180	823	644	38	8,685
Resident Graduate	3,886	1,029	2,874	2,766	10,555
Non-Resident Graduate	2,190	184	723	950	4,047
Number of Students Receiving Federal Pell	4,842	3,163	3,996	160	12,161
Amount of Assistance Received	\$ 393,244,867	\$ 106,243,636	\$ 139,266,720	\$ 139,307,964	\$ 778,063,187
Federal Pell	\$ 23,074,325	\$ 13,264,806	\$ 17,601,693	\$ 608,785	\$ 54,549,609
Other Federal Aid	\$ 6,480,110	\$ 9,263,731	\$ 3,128,302	\$ 4,565,529	\$ 23,437,672
State Aid	\$ 14,632,698	\$ 10,487,535	\$ 13,079,514	\$ 6,315,699	\$ 44,515,446
Institutional Aid	\$ 176,170,329	\$ 20,916,311	\$ 25,468,544	\$ 20,870,005	\$ 243,425,189
Other Scholarships	\$ 34,568,891	\$ 2,798,869	\$ 4,225,255	\$ 985,922	\$ 42,578,937
Federal Loans	\$ 138,318,514	\$ 49,512,384	\$ 75,763,412	\$ 105,962,024	\$ 369,556,334

% Change from Prior Year (FY 2019-20 to FY 2020-21)

Number of Students Receiving Financial Assistance	4.0%	-4.4%	-1.4%	2.2%	1.0%
Resident Undergraduate	1.6%	-5.6%	-4.4%	-2.2%	-2.0%
Non-Resident Undergraduate	8.6%	-4.0%	-7.6%	-7.3%	5.8%
Resident Graduate	1.2%	2.6%	8.4%	1.8%	3.3%
Non-Resident Graduate	9.4%	2.8%	3.1%	6.5%	7.3%
Number of Students Receiving Federal Pell	-4.1%	-11.0%	-8.6%	-8.6%	-7.5%
Amount of Assistance Received	-3.1%	-3.8%	-1.1%	3.0%	-1.8%
Federal Pell	-2.2%	-9.7%	-6.2%	-6.8%	-5.5%
Other Federal Aid	-1.4%	421.1%	-1.2%	-19.4%	36.5%
State Aid	-4.0%	-1.1%	-0.3%	-2.0%	-2.0%
Institutional Aid	2.5%	9.3%	12.5%	21.2%	5.4%
Other Scholarships	-5.6%	-53.2%	-3.5%	-1.8%	-11.2%
Federal Loans	-8.9%	-14.7%	-3.9%	1.6%	-5.9%

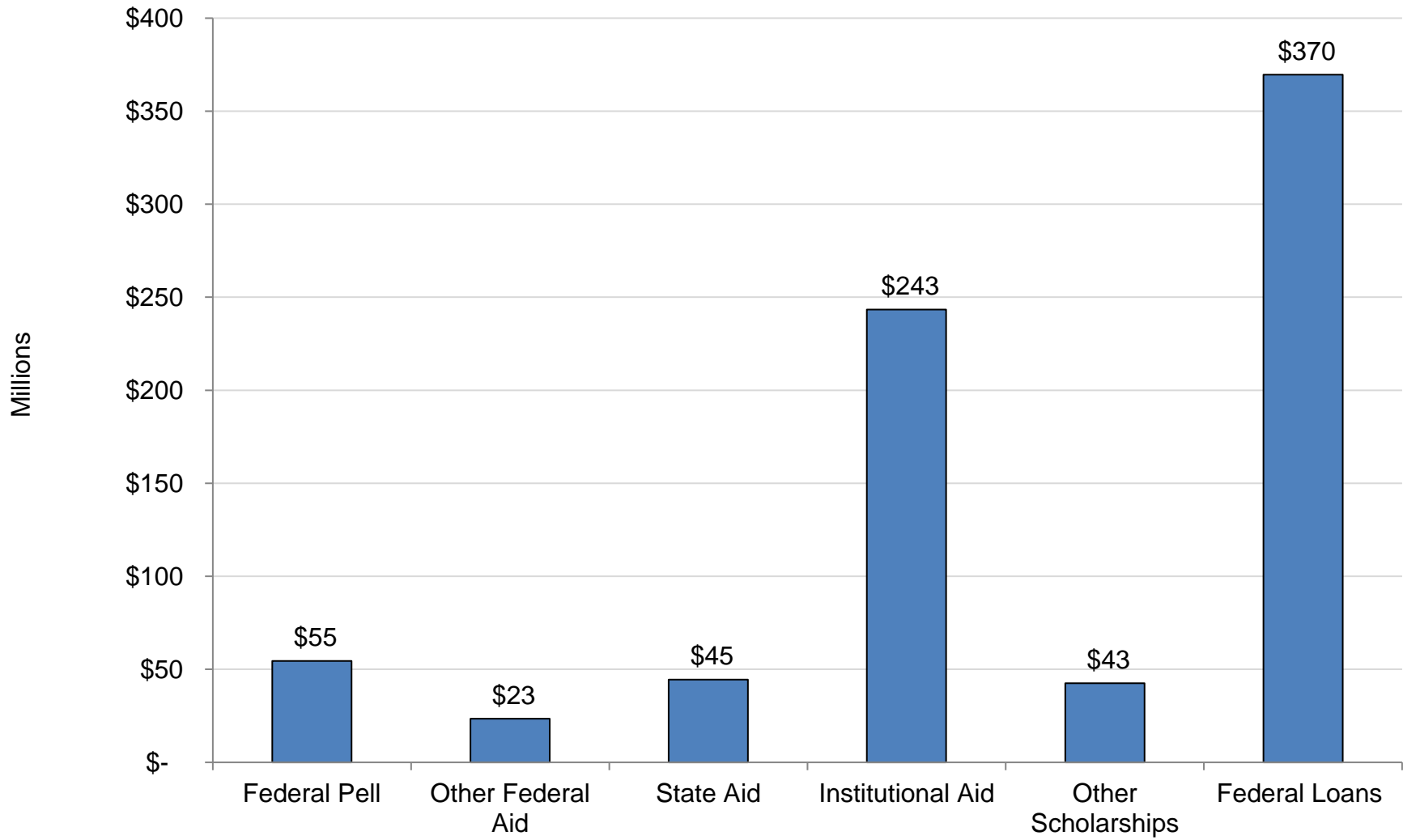
Source: Financial Aid, CU System Office; Number of students receiving assistance based on any federal, state or institutional aid, including other scholarships or any federal loan; Federal Loans include Stafford, Perkins, PLUS, Other Federal Loans; Excludes other loans; Includes all students applying for financial aid; Unclassified tuition classification included in Non-Resident; FY2021 includes 57,277 total financial aid applicants;

CU Financial Assistance, FY 2020-21
(Total excluding Other Loans = \$776 million)



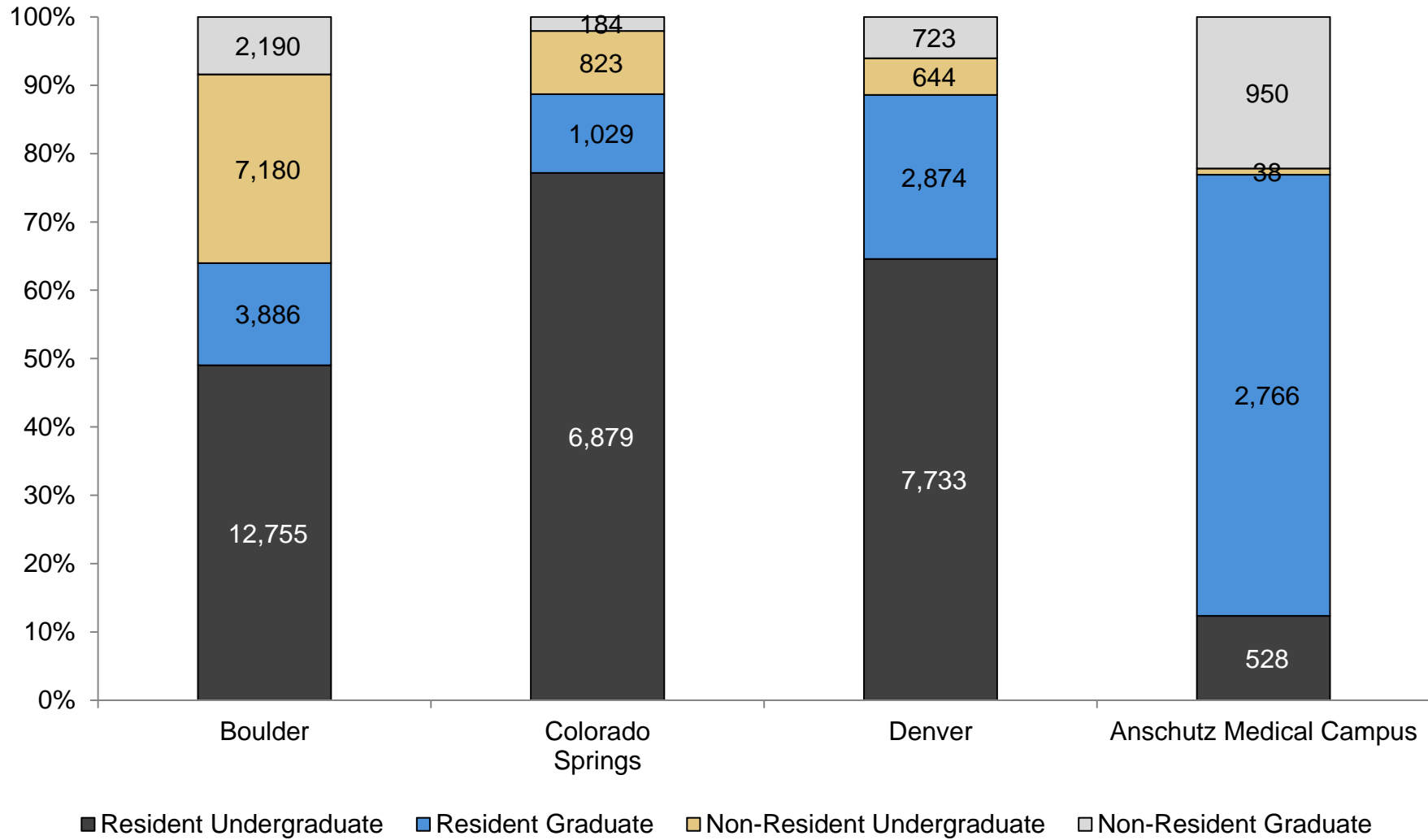
Source: Financial Aid, CU System Office;

CU Financial Assistance, FY 2020-21
(Total excluding Other Loans = \$776 million)



Source: Financial Aid, CU System Office;

**Number of Students Receiving Financial Assistance, FY 2020-21
(Total Number of Students Receiving Assistance = 51,182)**



Source: Financial Aid, CU System Office;