Cognos 11.1 Report Studio Changes

Report Developers,

As you start to investigate and develop in the new 11.1 Report Studio interface, we wanted to provide you with some of the main changes that have occurred with this upgrade.

First, you will notice that the left navigation bar has been removed

11.0

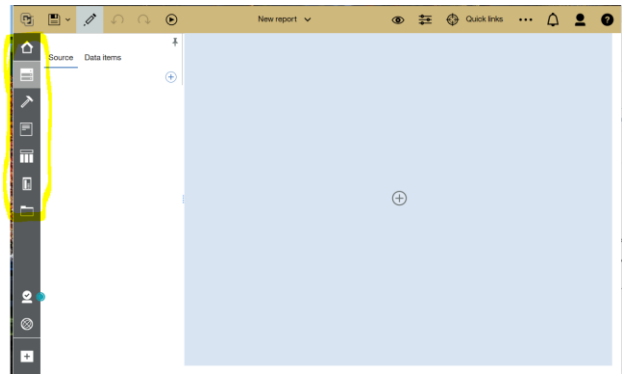

11.1

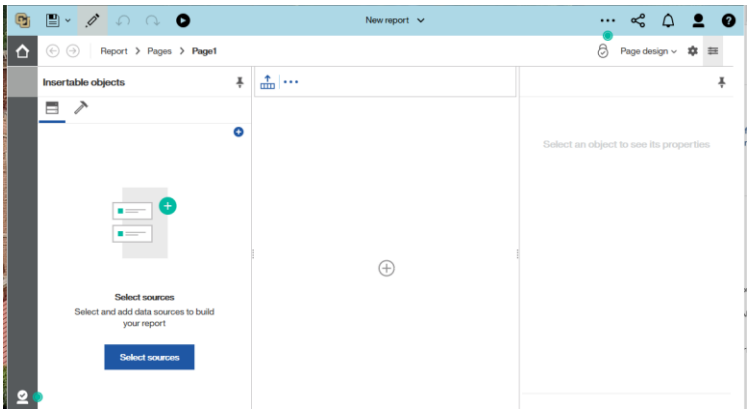

In this new environment you navigate between report, report pages, prompt pages and queries using the drop down navigation on the top left of the page

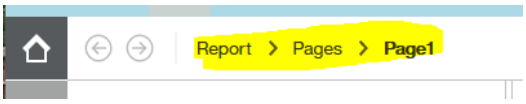

You will also notice that the properties, Page Design, and Preview option have dropped down into the same bar on the right side of the screen

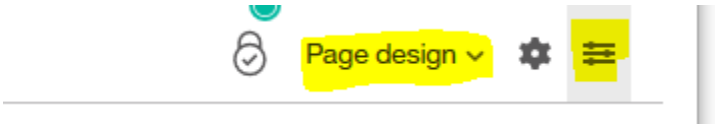

Additionally, you can now easily unlock data containers here

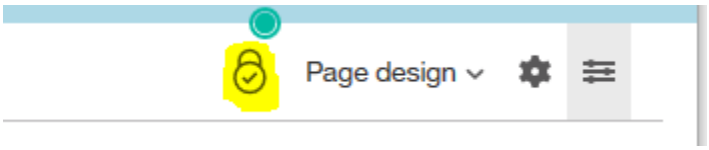

As well as find you report level settings under the Cog icon, such as Validate Report, Copy and Open Reports from clipboard, show generated SQL, ect…

Adding Packages is very similar to the old environment, just click on the plus icon or the Select Sources button (Note in 11.1 you can add multiple sources into 1 report, i.e. you can add multiple packages or a combination or packages and data modules)

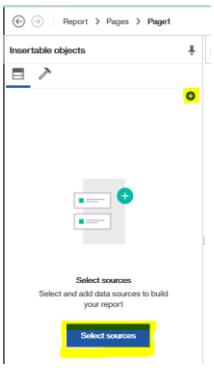

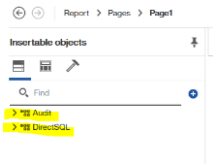

Now you can search for Data Items within the Selected Sources

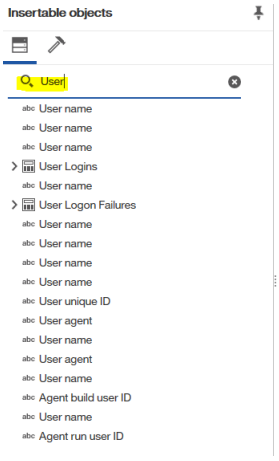

The Docking Bar for insertable objects (Lists, Crosstabs, Visualizations) is now locked in place for easy use

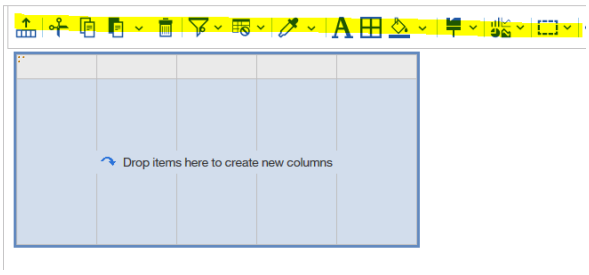

There are new 11.1 visualizations that now allows for much more robust properties as well as customizable color palettes

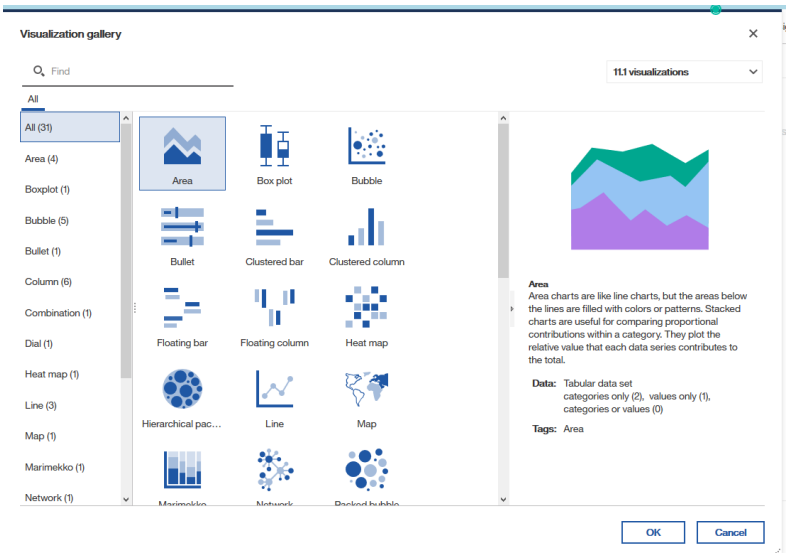

You can now see Tabular Data from a new icon when clicking on a query

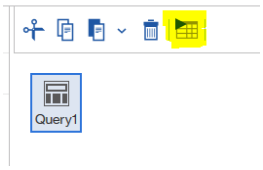

You can also now copy and paste Insertable Objects (Lists, Crosstabs, Visualizations) and Queries from one report to another. If you Paste an Insertable Object, it will automatically paste all related queries as well

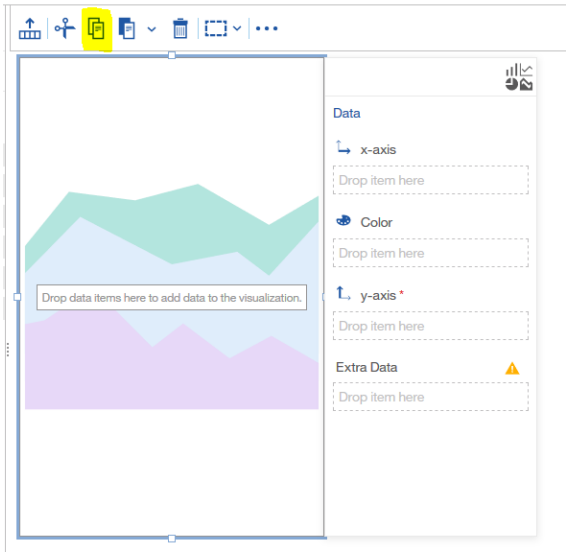

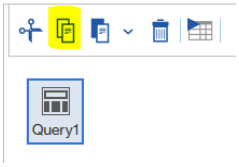

Within Queries you can now change the settings to see data sources and expand references, so you can more easily see where the data in this query is coming from