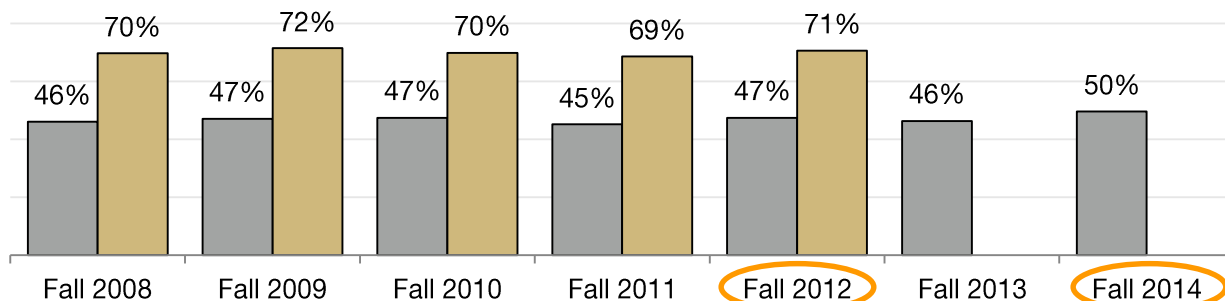


- The graduation rate is based on first-time, full-time freshmen.
- The year indicates the entering fall cohort;
- The rate is the percentage of students who earned a degree within four/six years.

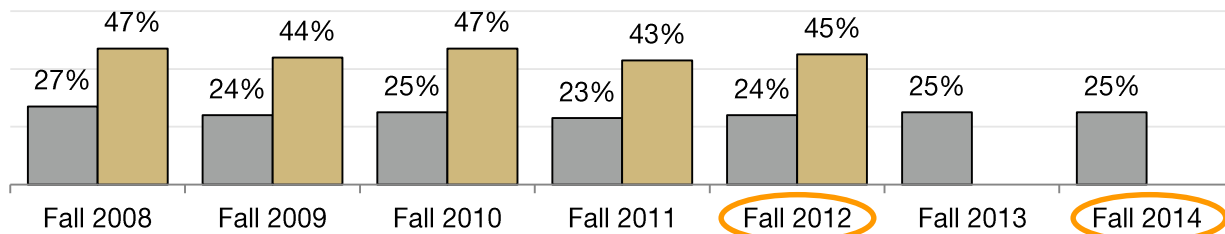
## Boulder

■ 4-Year  
■ 6-Year



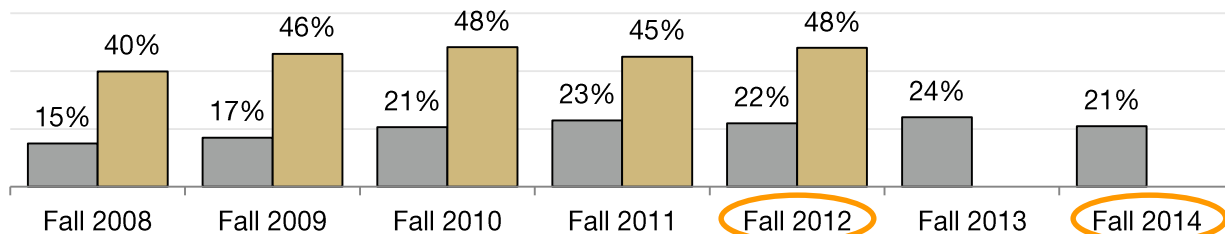
## UCCS

■ 4-Year  
■ 6-Year



## Denver

■ 4-Year  
■ 6-Year



Source: CU System & Campus Offices of Institutional Research; 2017 baseline data based on fall 2011 cohort;



**Click for Data Online**



University of Colorado

Boulder | Colorado Springs | Denver | Anschutz Medical Campus


FOUR CAMPUSES UNITED

## Student Success

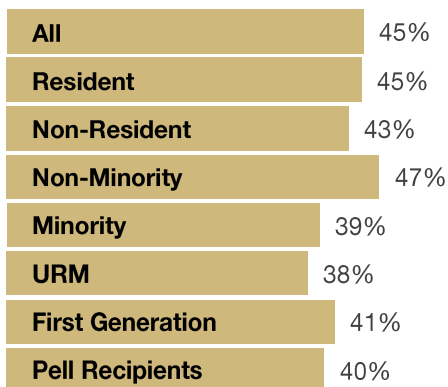
# Six-Year Graduation Rates

Fall 2012 First-Time Full-Time Cohort

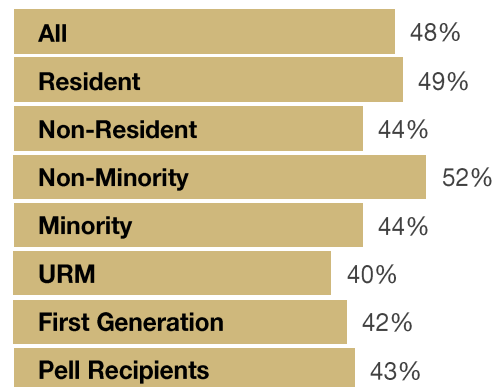
### Boulder - 6-Year Graduation Rates



### UCCS - 6-Year Graduation Rates



### Denver - 6-Year Graduation Rates



- Six-year graduation rate is based on first-time, full-time freshmen.
- The rate is the percentage of students who earned a degree within six years.

Source: CU System & Campus Offices of Institutional Research

 **Click for Data Online**



University of Colorado

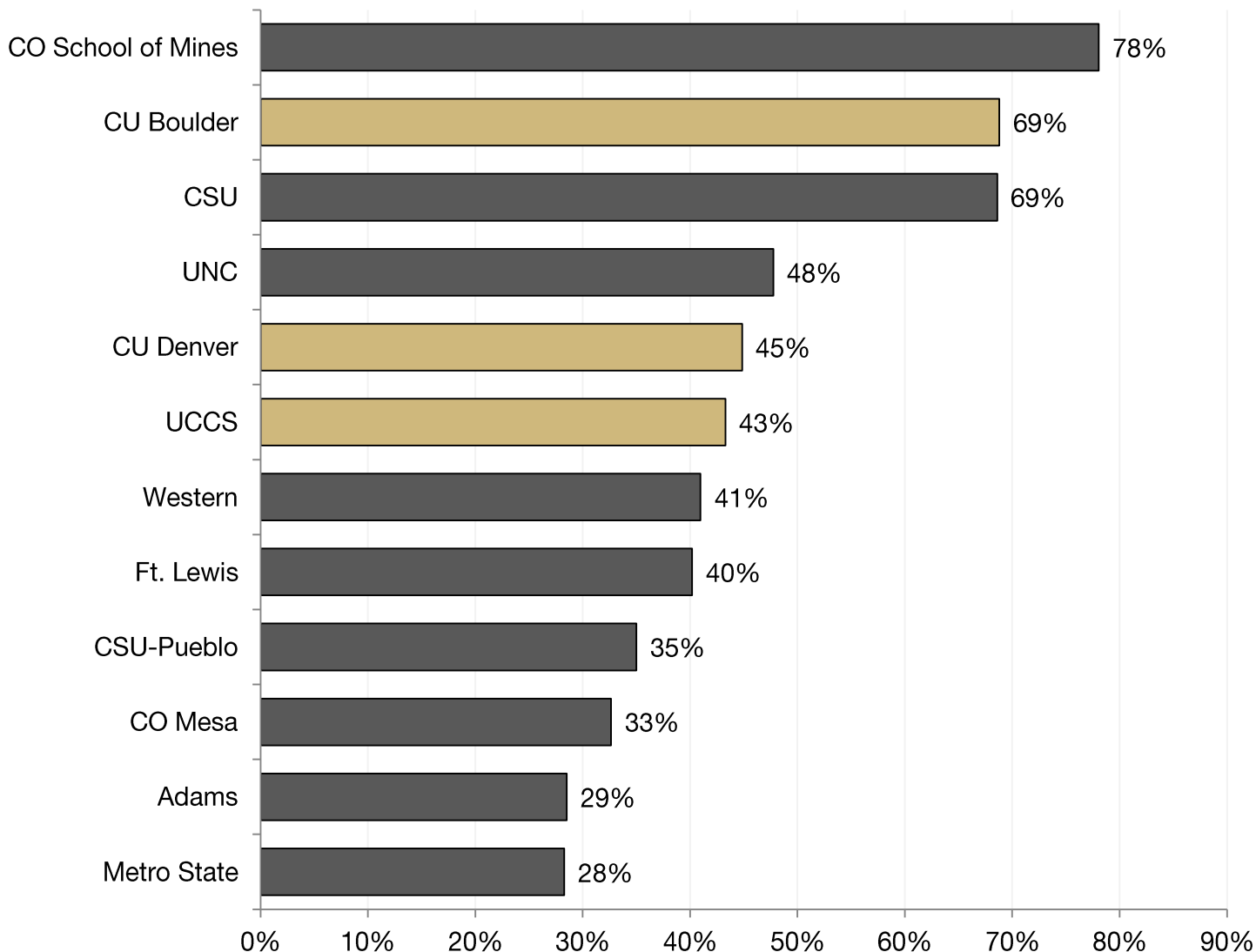
Boulder | Colorado Springs | Denver | Anschutz Medical Campus

FOUR CAMPUSES UNITED

## Six-Year Graduation Rate – State Comparison

Fall 2011 First-Time Full-Time Cohort

- Six-year graduation rate is based on first-time, full-time freshmen.
- The year indicates the entering fall cohort;
- The rate is the percentage of students who earned a degree within six years.



Source: CU System & Campus Offices of Institutional Research; IPEDS 2017;



University of Colorado

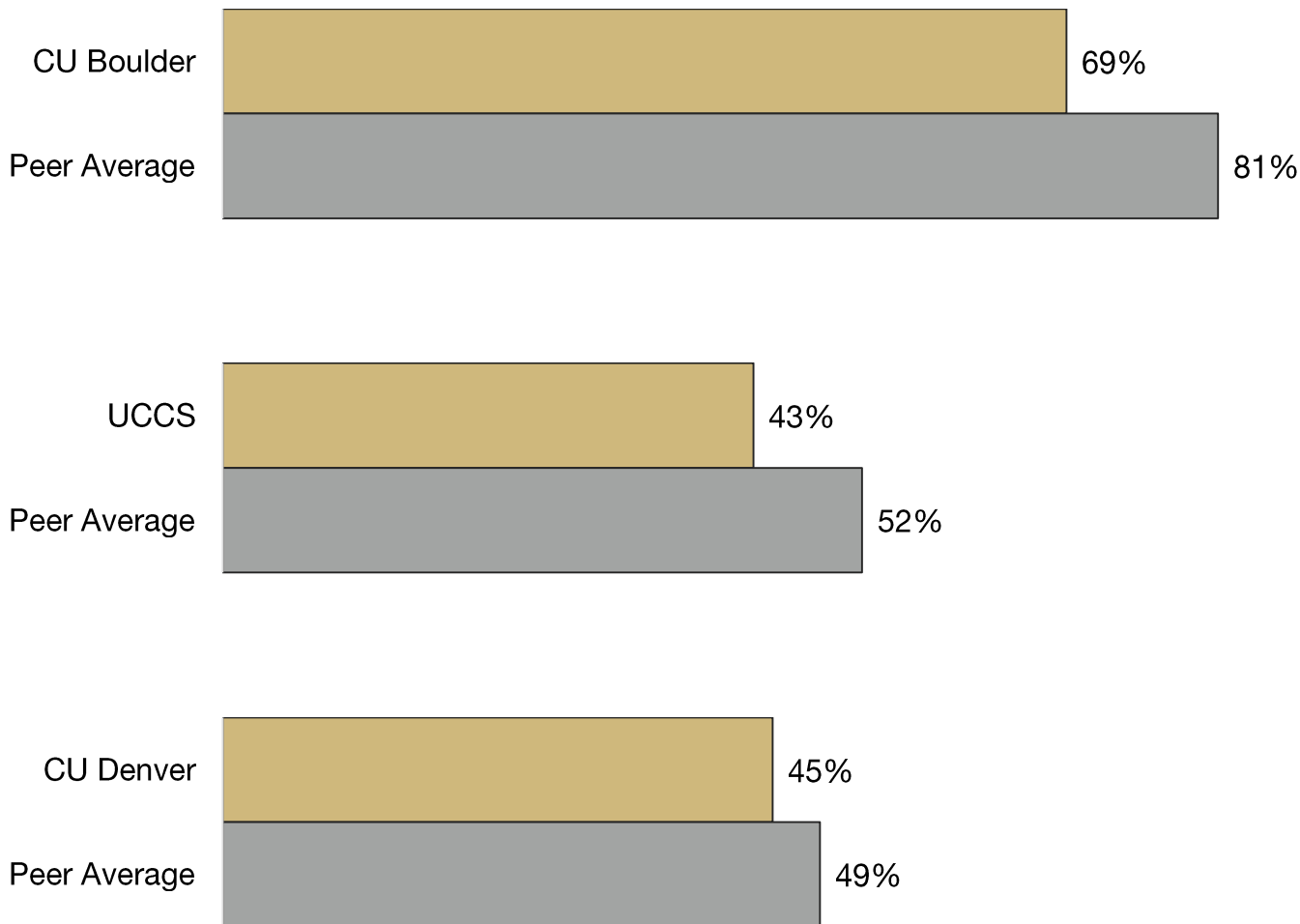
Boulder | Colorado Springs | Denver | Anschutz Medical Campus

FOUR CAMPUSES UNITED

# Six-Year Graduation Rate – Peer Comparison

Fall 2011 First-Time Full-Time Cohort

- Six-year graduation rate is based on first-time, full-time freshmen.
- The year indicates the entering fall cohort;
- The rate is the percentage of students who earned a degree within six years.
- Peers based on CCHE approved peer institutions.



Source: CU System & Campus Offices of Institutional Research; IPEDS 2017;



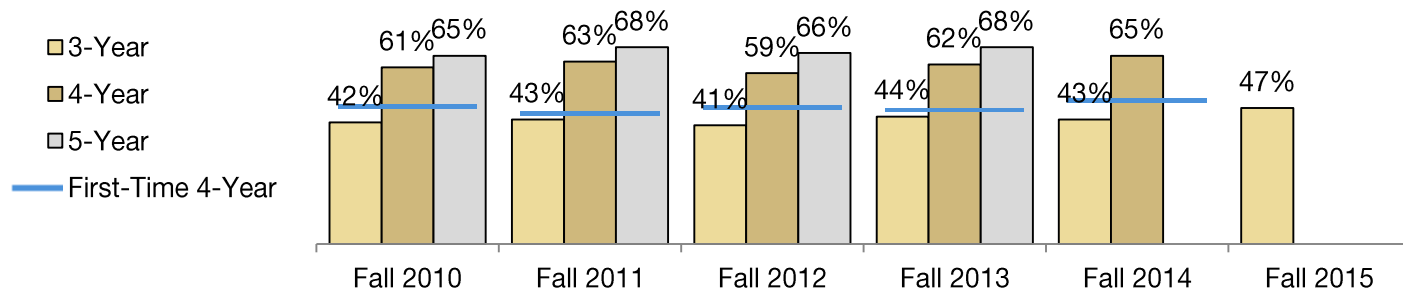
University of Colorado

Boulder | Colorado Springs | Denver | Anschutz Medical Campus

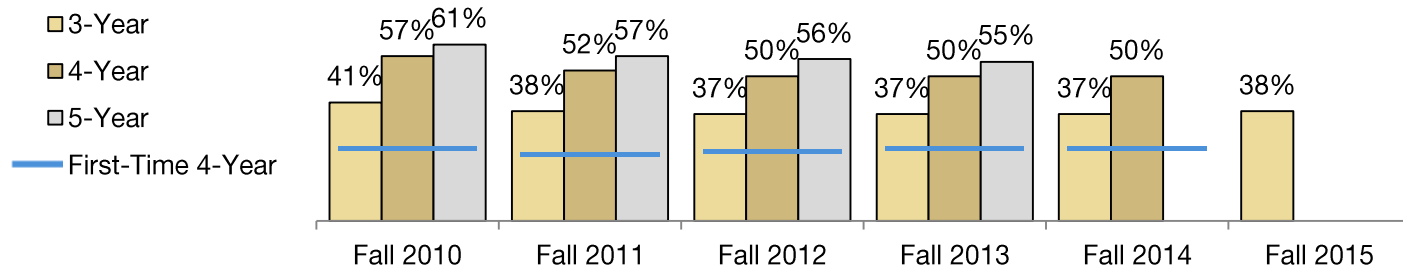
FOUR CAMPUSES UNITED

- The graduation rate is based on transfer students enrolled in fall
- Class level depends on number of credits transferred
- The year indicates the entering fall cohort
- Majority of arriving transfer students are resident, white, and begin as sophomores
- Transfers by level (all CU campuses)\*:  
30% Freshman  
39% Sophomore  
23% Junior  
9% Senior

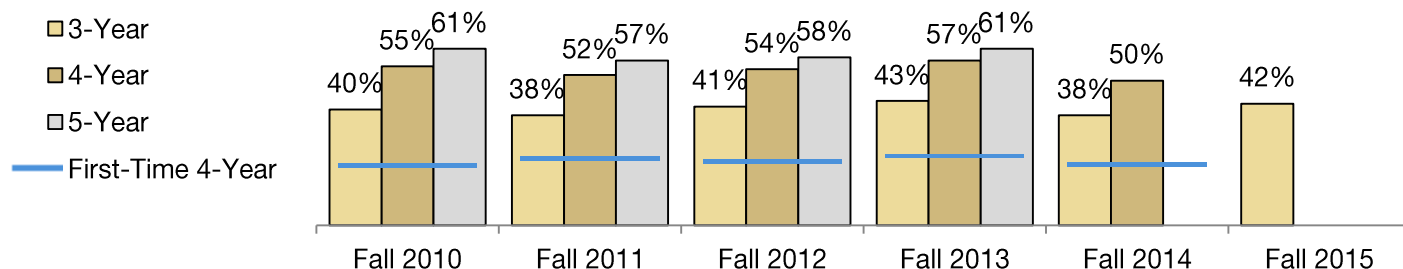
## Boulder



## UCCS



## Denver



Source: CU System & Campus Offices of Institutional Research; \*Cohort splits based on Fall 2014 transfer cohorts;

 **Click for Data Online**



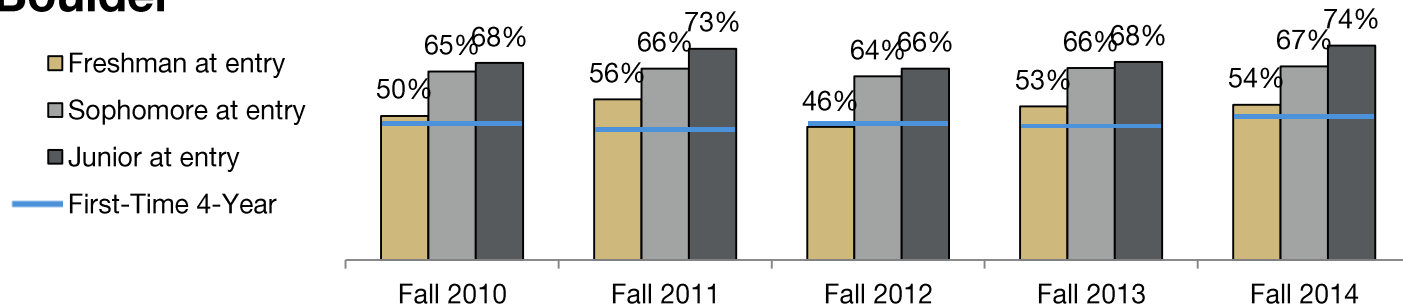
University of Colorado

Boulder | Colorado Springs | Denver | Anschutz Medical Campus

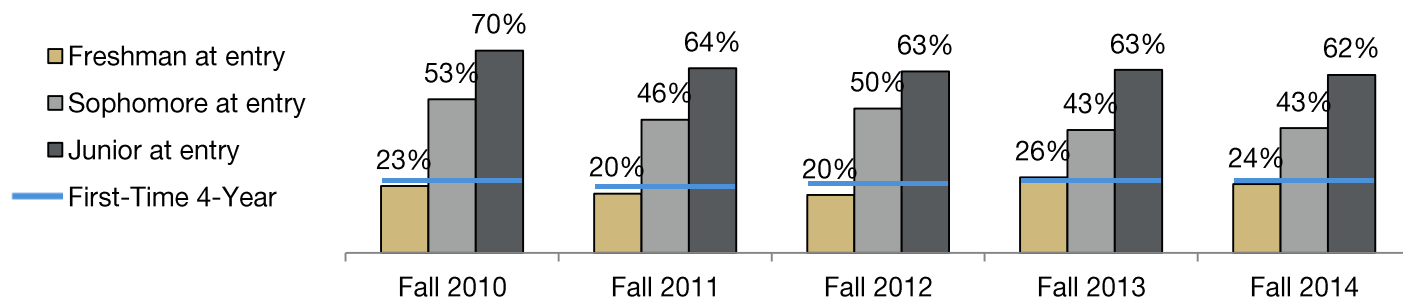
FOUR CAMPUSES UNITED

- The graduation rate is based on transfer students enrolled in fall
- The rate is the percentage of students who earned a degree within 4 years, through final summer term
- Transfers by level (all CU campuses)\*:  
30% Freshman  
39% Sophomore  
23% Junior  
9% Senior

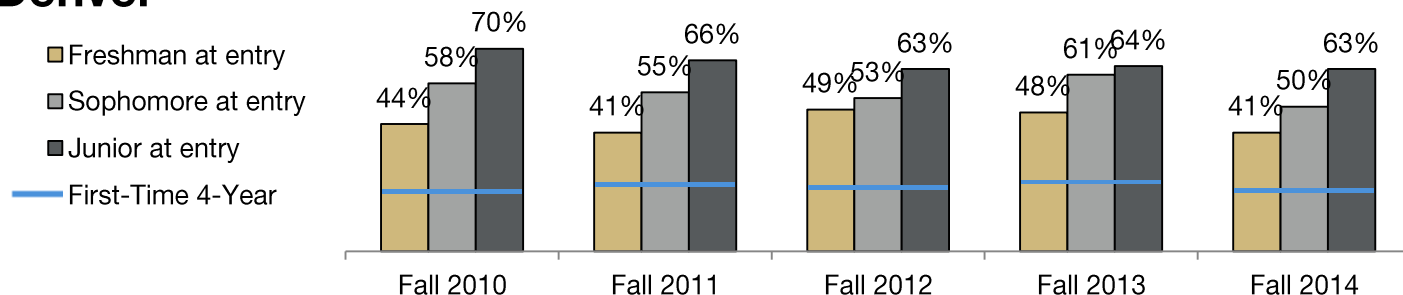
## Boulder



## UCCS



## Denver



Source: CU System & Campus Offices of Institutional Research; \*Cohort splits based on Fall 2014 transfer cohorts;

[Click for Data Online](#)



University of Colorado

Boulder | Colorado Springs | Denver | Anschutz Medical Campus

FOUR CAMPUSES UNITED