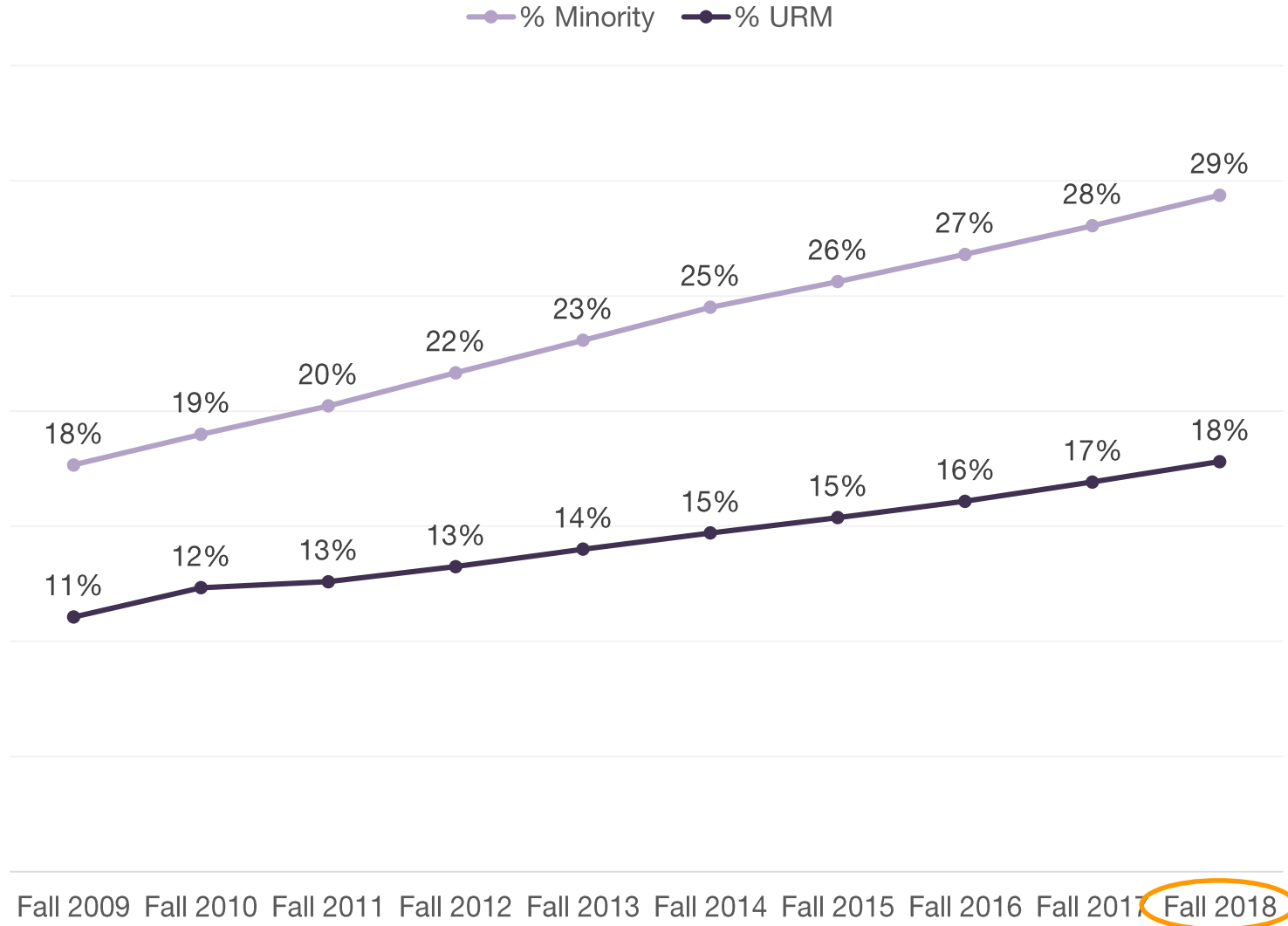


- Percentage of enrolled (UG+GR) students that are Minority and URM (Underrepresented Minority).
- Minority** includes Hispanic, Black, Asian, Native American, Pacific Islander and 2 or more categories.
- URM** is limited to Hispanic, Black, Native American, and Pacific Islander



Fall 2009 Fall 2010 Fall 2011 Fall 2012 Fall 2013 Fall 2014 Fall 2015 Fall 2016 Fall 2017 **Fall 2018**

Source: CU Diversity Report, CU System Office of Institutional Research



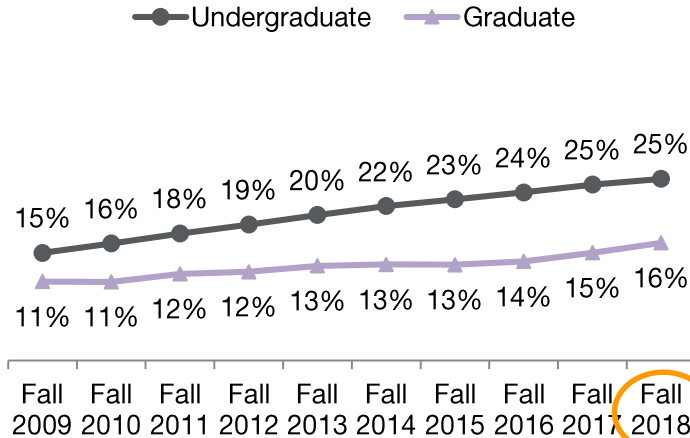
Reputation & Impact

- Percentage of enrolled students that are Minority.
- Minority includes Hispanic, Black, Asian, Native American, Pacific Islander and 2 or more categories.

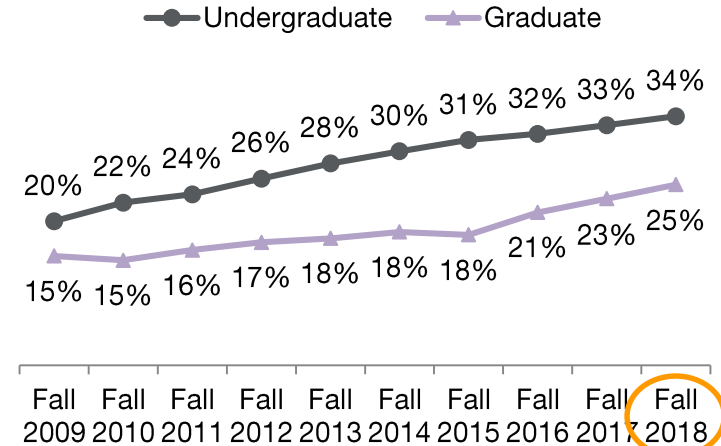
Student Diversity

Percentage Minority

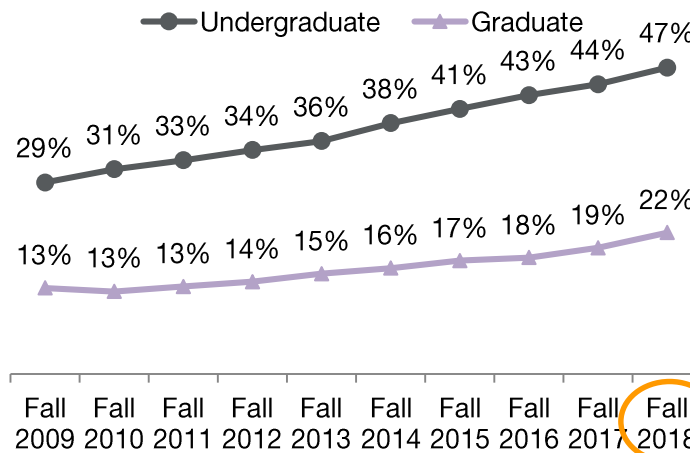
Boulder



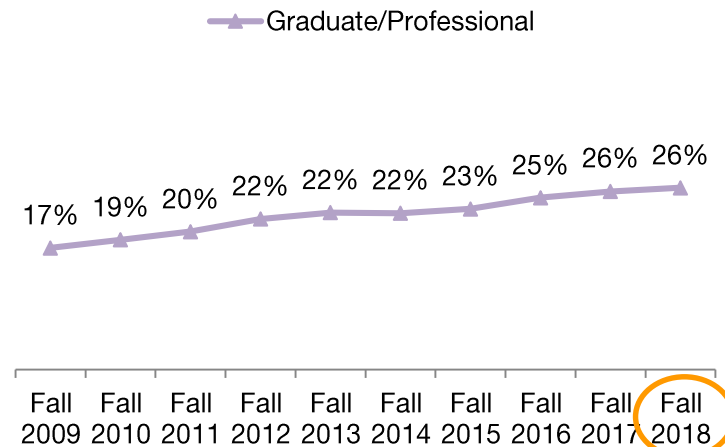
Colorado Springs



Denver



Anschutz Medical Campus



Source: CU Diversity Report, CU System Office of Institutional Research

 **Click for Data Online**



University of Colorado

Boulder | Colorado Springs | Denver | Anschutz Medical Campus

FOUR CAMPUSES UNITED

2019.05

Reputation & Impact

- Percentage of enrolled undergraduate students that are recipients of Federal Pell.

24% Pell
of Undergraduates

Source: CU Diversity Report, CU
System Office of Institutional Research

 **Click for
Data Online**



Student Diversity

Pell Recipients

■ Boulder ■ UCCS ■ Denver

