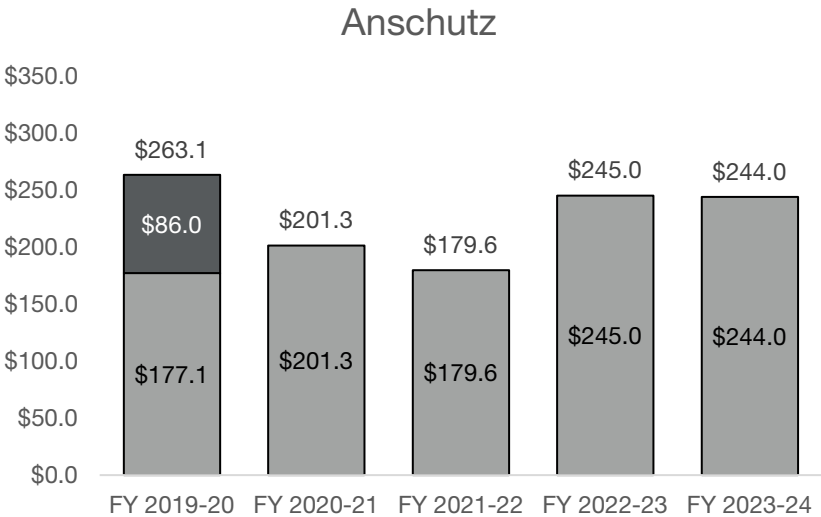
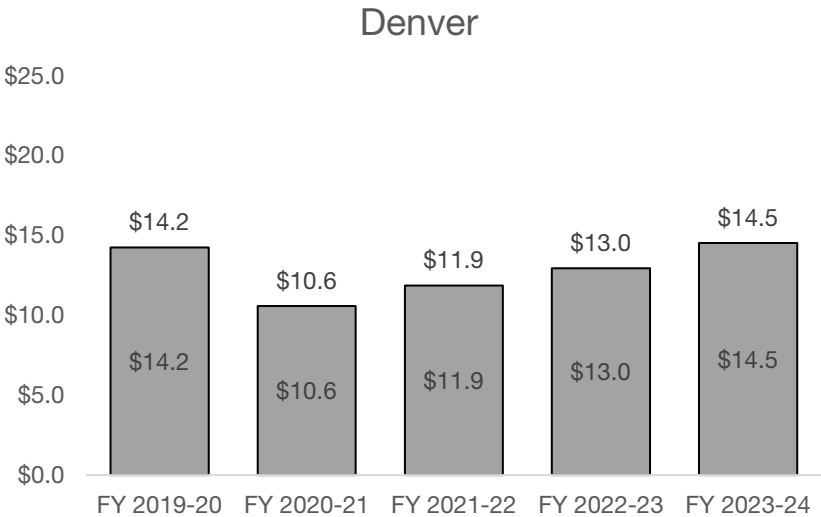
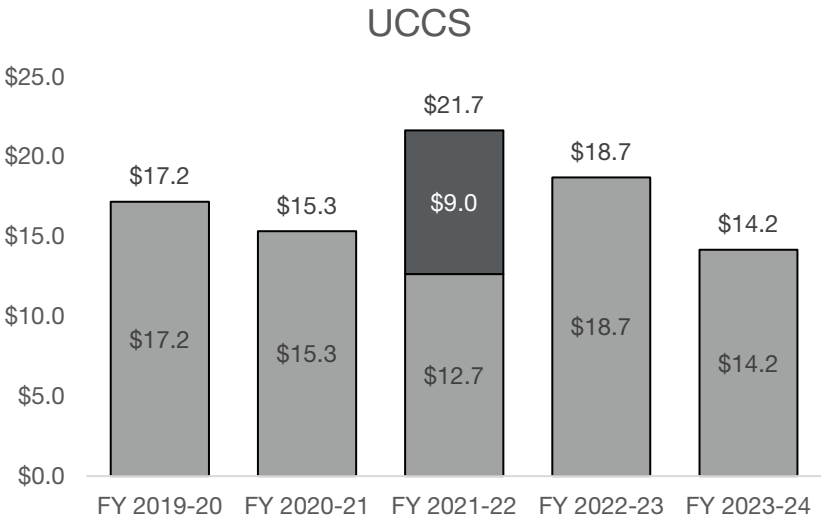
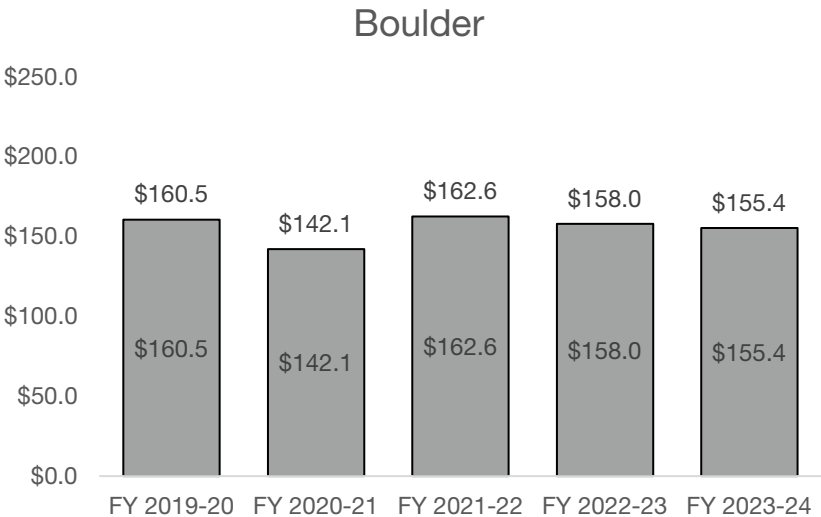


Gifts/Fundraising by Campus

Gifts
 Outlier Giving

STRATEGIC METRIC
 WITH 2026 GOAL



FY 2015 to FY 2024

\$429.1m
 FY 2023-24 Total Gifts
 (including CUF and
 System)

+18.0%
 Since FY 2014-15
 (10 Years)

Final 2024-25
 Data will be
 available in
 July 2025



Gifts/Fundraising by Campus

■ Gifts
■ Outlier Giving
● Average (Prior 3-Years)**

★ STRATEGIC METRIC
WITH 2026 GOAL

FY 2021 to FY 2025
(FY 2025 YTD 6/24)

\$482.5m

FY 2024-25 Total Gifts
(including CUF and
System)

