

- State Support includes COF Stipend, Fee for Service Contracts, Tobacco Settlement Funds, Marijuana Tax Cash Fund

**\$184 million**

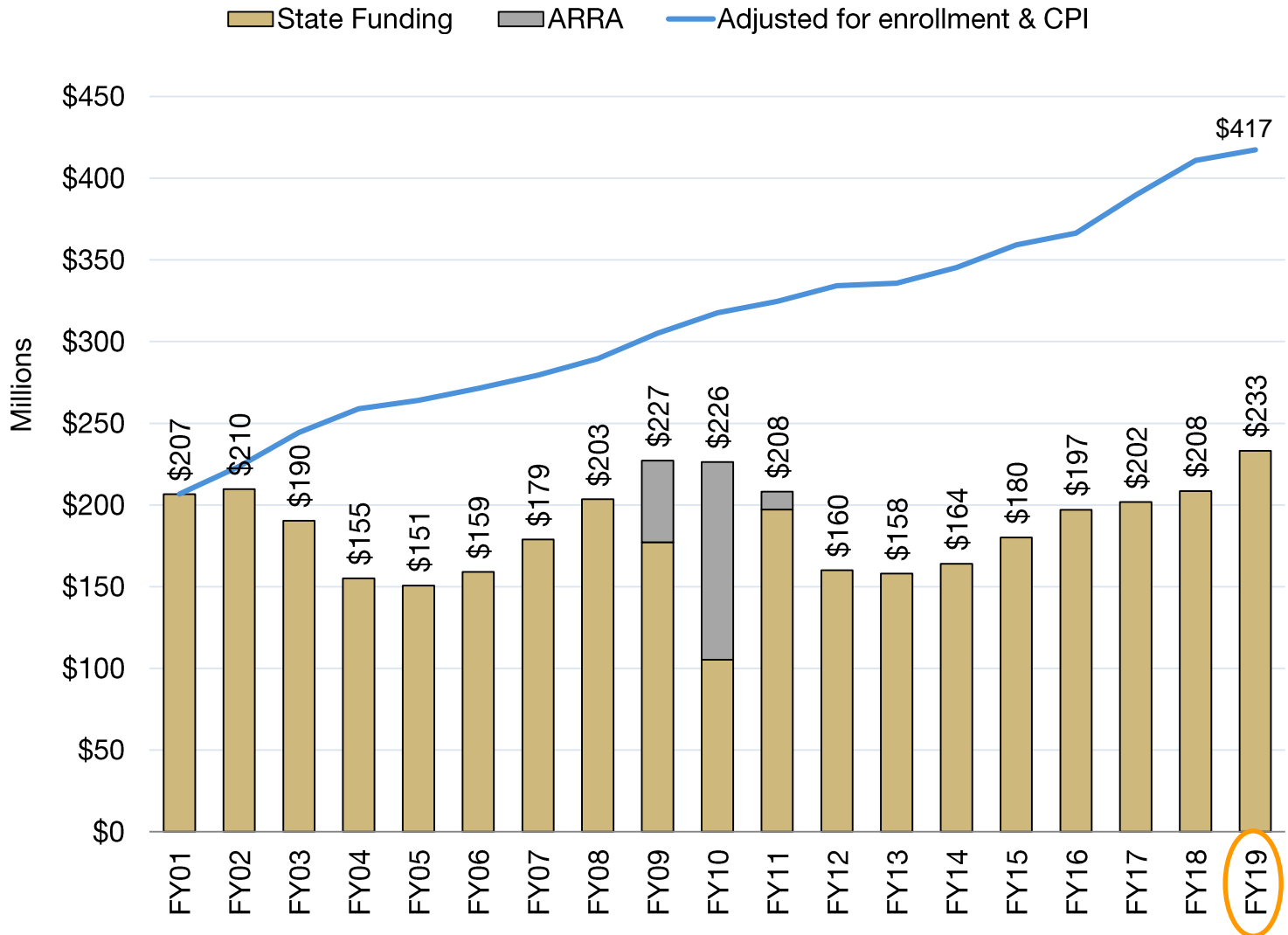
Difference between FY2019 state appropriation and FY2001 appropriation grown by inflation

THIS METRIC LEADS

Budget Growth, Enrollment, Tuition, Average Student Debt

Source: Budget Data Books and CDHE FTE; 2018 dollars; CPI from BLS, Sep 2018

[Click for Data Online](#)



# State Funding per Resident Student

- State Support includes COF Stipend, Fee for Service Contracts, Tobacco Settlement Funds

**-53%**

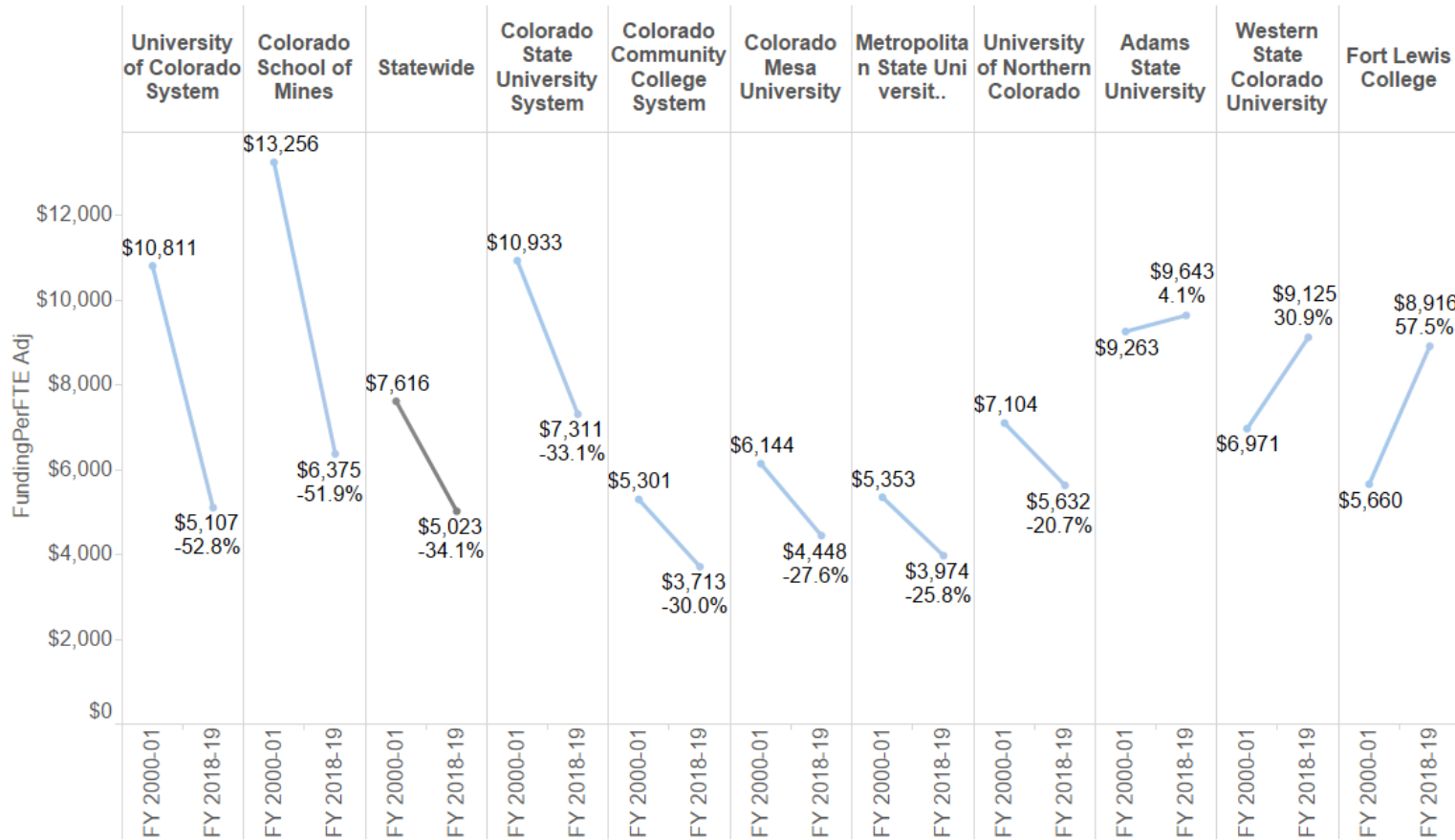
FY 2001 to FY 2019  
CU State Funding  
per Resident Student

**THIS METRIC LEADS**

Budget Growth, Enrollment, Tuition, Average Student Debt, Tuition & Fee Coverage

Source: CU System Budget & Finance; State Funding from Legislative Council Appropriations for specified fiscal year; Adjusted for CPI; 2017 dollars;

State Funding Per Full-Time Colorado Resident Student, FY 2000-01 vs. **FY 2018-19**  
(Adjusted for inflation)



Caption

Data Source: State Funding from Legislative Council Appropriations for specified fiscal year; Tuition Revenue from Colorado Legislative Council Staff Forecast (Actuals); Most recent year FTE estimated from Legislative Council; Prior year's FTE data from CDHE;

**Click for Data Online**

# State Funding National Comparison

- This is how Colorado compares to other states in public funding.
- Educational Appropriations per Student FTE.

**48th**

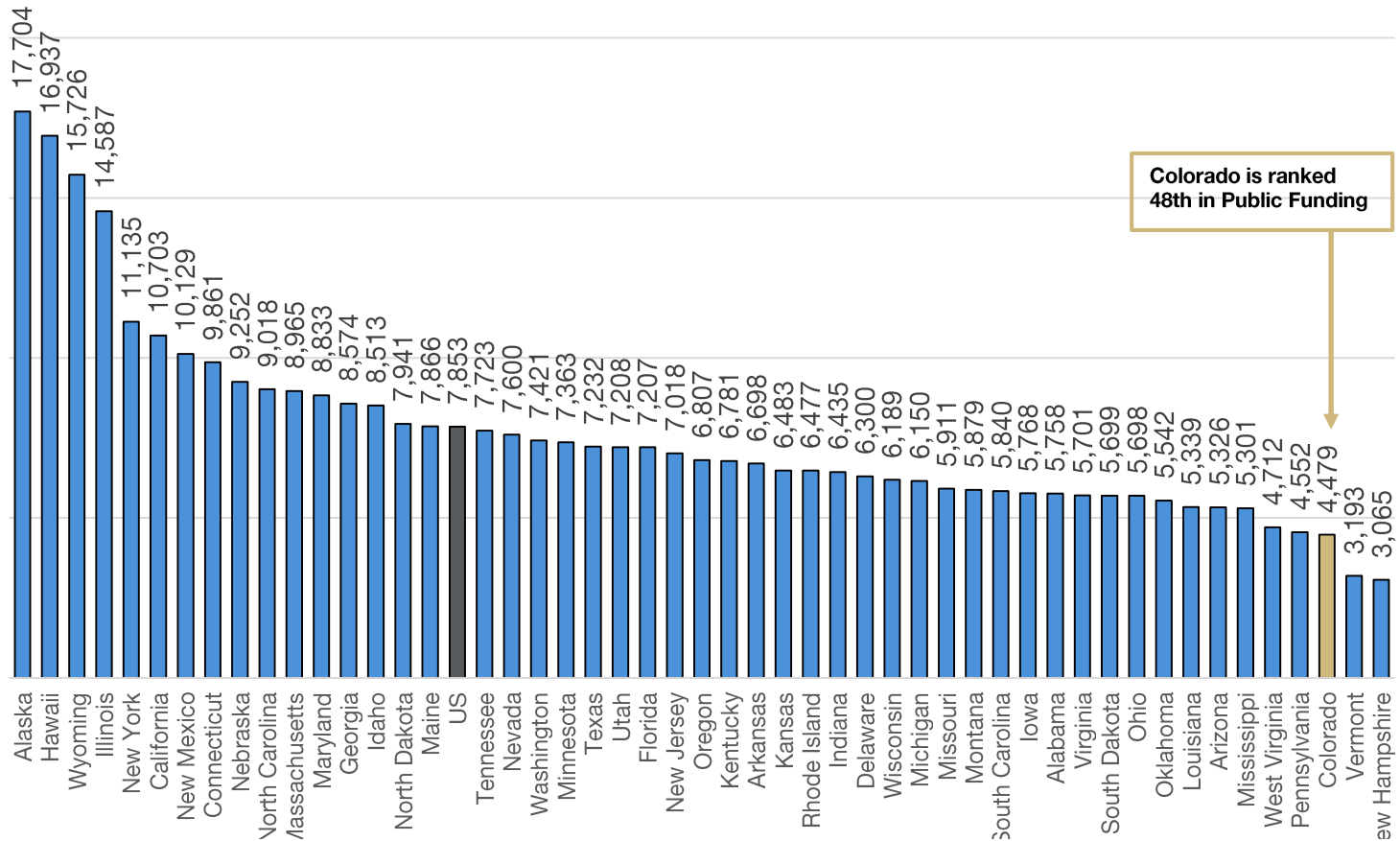
Colorado's Rank in Higher Education Funding Among U.S. States

THIS METRIC LEADS

Budget Growth, Enrollment, Tuition, Average Student Debt

Source: SHEEO SHEF 2018; Public FTE Enrollment and Educational Appropriations per FTE, FY 1993-2018

■ Educational Appropriations per SFTE, 2018



Colorado is ranked 48th in Public Funding