
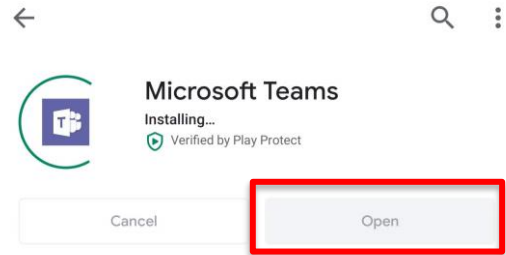
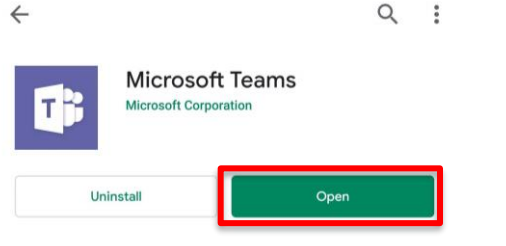


How to Install Microsoft Teams on an Android Device

PURPOSE:

- Install and sign into the Microsoft Teams application, on an Android mobile device

HOW TO INSTALL MICROSOFT TEAMS ON AN ANDROID DEVICE:

<p>Download and install Microsoft Teams from the Google Play Store.</p> <p>Search for Microsoft Teams and click Install. Once it is installed, click Open.</p>	 
<p>When the download completes, click Open.</p>	



UIS SERVICE DESK

EMAIL & CALENDARS

When the application opens, **click Sign In.**

Microsoft Teams



Welcome to Microsoft Teams! A happier place for teams to work together.

Sign in

Sign up for free

Learn more

At the next prompt, **enter your account password** and **click Sign In.**

If the credentials are entered correctly, the application will load immediately.

Microsoft

← o365tesboj@cu.edu

Enter password

.....|

[Forgot my password](#)

Sign in



University of Colorado

Boulder | Colorado Springs | Denver | Anschutz Medical Campus

UNIVERSITY INFORMATION SERVICES

Contact UIS

Call: (303) 860-4357

Email: help@cu.edu

UIS SERVICE DESK

EMAIL & CALENDARS

On initial login, Microsoft Teams will display a brief tutorial on some of its basic features. **Click Next** to cycle through each slide.



Assignments, files, notes, and more—all your classroom basics are here.



Next

Once complete, **click Got it**.



Create teams for staff activities and student clubs, too!



Got it



University of Colorado

Boulder | Colorado Springs | Denver | Anschutz Medical Campus

UNIVERSITY INFORMATION SERVICES

Contact UIS

Call: (303) 860-4357

Email: help@cu.edu