



FY 2024-25 Budget and Fee Proposals

February 9, 2024



University of Colorado

Boulder | Colorado Springs | Denver | Anschutz Medical Campus

Tuition and Fee Assumptions

Undergraduate Resident Tuition Rates

- CU Boulder*

Scenario A = 3.0%, Scenario B = 4.0%, Scenario C = 3.0%

- CU Denver

Scenario A = 2.5%, Scenario B = 4.0%, Scenario C = 2.0%

- UCCS

Scenario A = 2.5%, Scenario B = 4.0%, Scenario C = 2.0%

- CU Anschutz

Scenario A = 1.9%, Scenario B = 1.9%, Scenario C = 1.9%

Proposed fees vary by campus

*CU Boulder four-year guarantee for incoming FY 2023-24 first-year and transfer student cohort only.

Compensation Assumptions

Compensation

- Classified = 3.0% plus step plan increases in all scenarios (state requirement)
- CU Boulder = 4.0% merit (part two of two-year plan)
- CU Denver = 2.0% merit (with enrollment threshold)
- UCCS = 2.0% merit and 2.0% pool for compression, retention, and equity (with enrollment threshold)
- CU Anschutz = 3.0% merit with 0.8% pool for compression, retention, and equity

Minimum Wage Assumptions

Fiscal Year	Staff*		Students	
	2023-24	2024-25	2023-24	2024-25
CU Boulder	\$18.00	\$18.00	\$16.00	\$16.00
CU Denver**	\$17.29	\$18.29	\$17.29	\$18.29
UCCS	\$15.75	\$16.22	\$15.00	\$15.50
CU Anschutz	\$15.75	\$18.00	\$15.75	\$16.22

*Staff hourly increases are aligned to COWINS agreement rates at \$16.22 for FY 2024-25.

**CU Denver hourly wage tied to the inflation-indexed Denver city minimum wage, which is \$18.29/hr effective January 1, 2024. January 2025 estimate assumes a 5.0% increase.



Statewide Tuition Increases FY 2024-25

Institution		Current Year	Proposed		
		FY 2023-24 Tuition (30 credit hrs.)	FY 2024-25 Tuition (30 credit hrs.)	\$ Increase	% Increase
Adams State University		\$6,072			
Colorado Community College System		\$4,926			
Colorado Mesa University		\$9,206			
Colorado School of Mines		\$18,390			
Colorado State University		\$10,300			
Colorado State University Pueblo		\$8,588			
Fort Lewis College		\$7,560			
Metropolitan State University of Denver		\$8,868			
University of Colorado Boulder	First-time students*	\$11,976	(A,C) \$12,335 (B) \$12,455	(A,C) \$359 (B) \$479	(A,C) 3.0% (B) 4.0%
	Continuing students**	varies by cohort	varies by cohort	\$0	0.0%
University of Colorado Denver		\$11,370	(A) \$11,640 (B) \$11,820 (C) \$11,580	(A) \$270 (B) \$450 (C) \$210	(A) 2.4% (B) 4.0% (C) 1.9%
University of Colorado Colorado Springs		\$10,016	(A) \$10,266 (B) \$10,417 (C) \$10,216	(A) \$250 (B) \$401 (C) \$200	(A) 2.5% (B) 4.0% (C) 2.0%
University of Northern Colorado		\$8,784			
Western State Colorado University		\$7,128			

*CU Boulder four-year guarantee for incoming FY 2023-24 first-year and transfer student cohort only.

**0.0% Tuition and Mandatory Fee increase for continuing cohorts within period of guarantee.

Statewide Tuition and Fee Increases FY 2024-25

Institution	Current Year	Proposed			
	FY 2023 -24 Tuition and Fees (30 credit hrs.)	FY 2024 -25 Tuition and Fees (30 credit hrs.)	\$ Increase	% Increase	
Adams State University	\$9,776				
Colorado Community College System (CCD)	\$5,982				
Colorado Community College System (MCC)	\$5,113				
Colorado Mesa University	\$10,391				
Colorado School of Mines	\$21,186				
Colorado State University	\$13,010				
Colorado State University Pueblo	\$11,677				
Fort Lewis College	\$9,669				
Metropolitan State University of Denver	\$10,780				
University of Colorado Boulder	First-time students*	\$13,622	pending	pending	pending
	Continuing students	varies by cohort	varies by cohort	\$0	0.0%
University of Colorado Denver	\$12,366	pending	pending	pending	
University of Colorado Colorado Springs	\$11,739	(A) \$12,081	\$342	2.9%	
		(B) \$12,232	\$493	4.2%	
		(C) \$12,031	\$292	2.5%	
University of Northern Colorado	\$11,083				
Western State Colorado University	\$11,083				

*CU Boulder four-year guarantee for incoming FY 2024-25 first-year and transfer student cohort only.

FY 2024-25 Budgetary Risks Systemwide

- State funding
- Enrollment
- Market pressure on compensation
- Inflationary increases on mandatory costs
- Increasing need for institutional financial aid and student support services to serve a student population with more need
- Deferred maintenance
- Information technology needs



A scenic mountain valley with a sun flare and lens effects. The sun is low in the sky, creating a warm, golden glow and several circular lens flare patterns. The valley is filled with dense evergreen forests, and the mountainsides are rugged and rocky. The sky is blue with scattered white clouds. The overall mood is bright and natural.

CU Boulder



University of Colorado

Boulder | Colorado Springs | Denver | Anschutz Medical Campus

CU Boulder Current Year Budget Update

- Undergraduate resident enrollment higher than budget
 - Incoming class, transfers, and continuing resident student populations all higher than planned
 - Non-resident enrollment in-line with budget
 - In total, undergraduate enrollment 4.7% higher than planned
 - Additionally, non-resident graduate enrollment 3.7% higher than budget
- Revenue projections are up due to overall enrollment increases and improved student retention rates
 - Projected revenue will exceed the 1.5% allowable over budget
 - Campus is currently evaluating how to best utilize the excess revenue and if any adjustments to the budget should be made in the current year



CU Boulder Current Year Budget Update (Cont.)

FY 2023-24 Revenue Budget	FY 2023-24 Projected Revenue	\$ Difference	% Difference
\$1,086,565,027	\$1,105,555,450	\$18,990,423	1.7%

RESOLVED that if General Fund revenue exceeds the initial FY 2023-24 budget by greater than 1.5 percent, the campuses shall seek approval from the president and the Board of Regents prior to spending the revenue consistent with the Budget and Net Position Internal Reporting Policy.

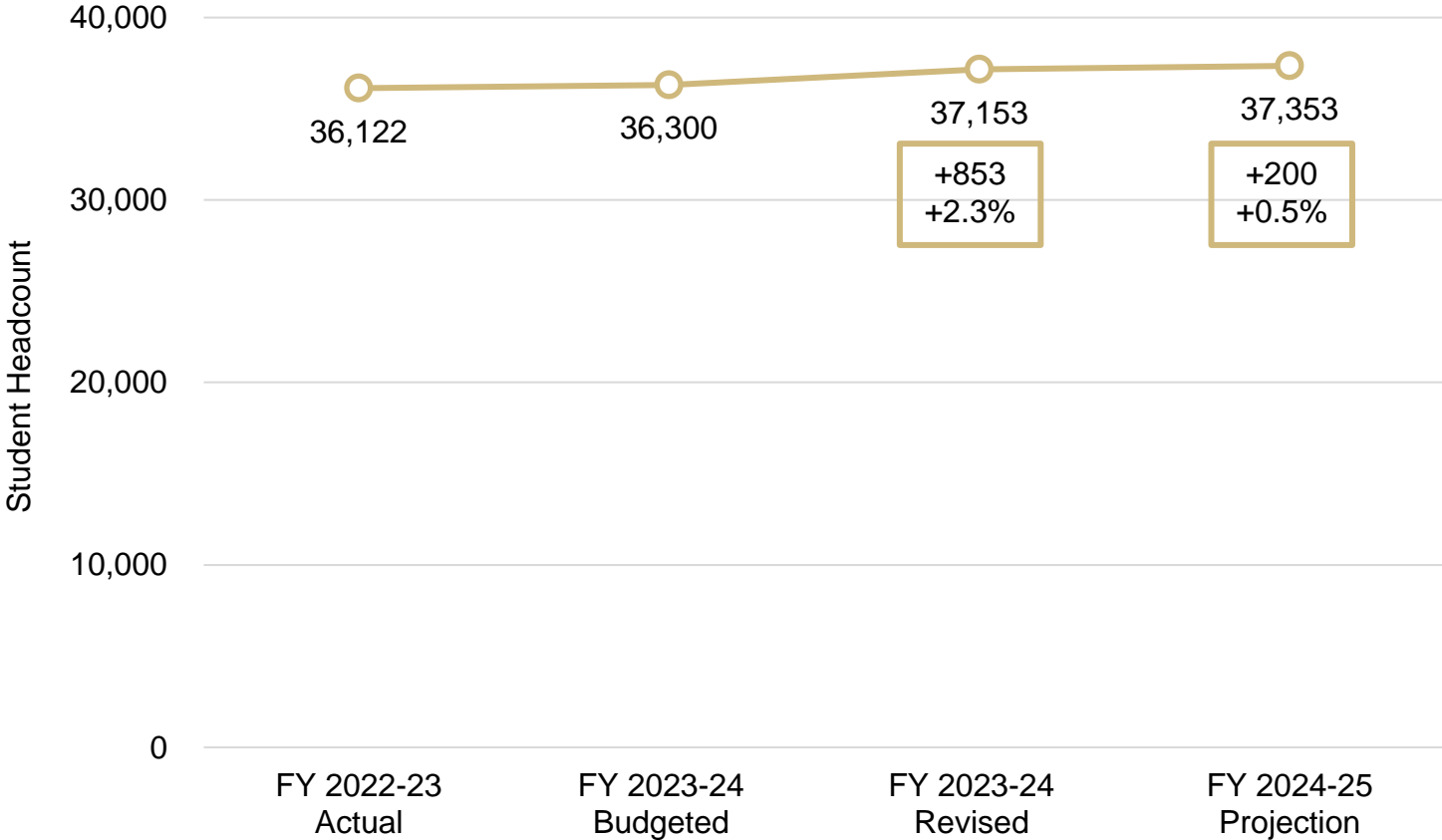
Comments: Additional revenue is due to a larger resident undergraduate class, and stronger than planned graduate enrollment.

CU Boulder Enrollment Projections, FY 2024-25

- Fall 2024 undergraduate and graduate enrollment projected to be a slight increase over fall 2023 census
- Overall enrollment projected to increase 0.5%
 - Undergraduate enrollment projected to increase 0.5%, with incoming resident students down from the high fall 2023 level
 - Continuing undergraduate enrollments are projected to drive an overall increase over fall 2023. Transfer students are projected to be in-line with fall 2023
 - Graduate enrollment is projected to be up 0.7% from fall 2023



CU Boulder – Enrollment



CU Boulder – Enrollment Projection

Headcount Enrollment*	FY 2023-24 Revised	FY 2024-25 Projection	Count Change	Percent Change
Resident Undergraduate	17,569	17,818	249	1.4%
Non-Resident Undergraduate	13,138	13,045	(93)	-0.7%
Domestic	12,360	12,252	(108)	-0.9%
International	778	793	15	1.9%
Resident Graduate	3,619	3,650	31	0.9%
Non-Resident Graduate	2,827	2,840	13	0.5%
Domestic	1,170	1,150	(20)	-1.7%
International	1,657	1,690	33	2.0%
Total Undergraduate	30,707	30,863	156	0.5%
Total Graduate	6,446	6,490	44	0.7%
Total Resident	21,188	21,468	280	1.3%
Total Non-Resident	15,965	15,885	(80)	-0.5%
Total Enrollment	37,153	37,353	200	0.5%

Of the revised 37,153 total students in FY 2023-24, 10,974 are new and 26,179 are retained.

Of the projected 37,353 total students in FY 2024-25, 10,491 are new (4.4% decrease) and 26,862 are retained (2.6% increase).

*Includes degree seeking students with state reportable hours only.

CU Boulder Status Update: Campus Undergraduate Enrollments

- Current year versus budget, FY 2023-24
 - +784 (+4.9%), resident undergraduate increase
 - -49 (-0.4%), domestic non-resident undergraduate decrease
- Projected year, FY 2024-25
 - +249 (+1.4%) resident undergraduate increase
 - -108 (-0.9%) domestic non-resident undergraduate decrease
- Increase in continuing student retention from fall 2022 to fall 2023
 - Resident undergraduate retention increased from 88.2% to 90.1%
 - Non-resident undergraduate retention increased from 87.5% to 88.1%



CU Boulder FY 2024-25 Budget Highlights

Tuition and Compensation

- 3.0% to 4.0% tuition plus mandatory fee increase for incoming undergraduate resident students
- 4.0% tuition plus mandatory fee increase for incoming non-resident students
- 0.0% tuition and mandatory fee increase for continuing resident and non-resident undergraduate students
- 3.0% tuition increase for graduate students
- 4.0% merit pool for faculty and university staff, 3.0% for classified

Strategic Budgetary Investments

- Increased funding for institutional financial aid and mandatory operating costs
- Ongoing support for the Chancellor's diversity initiative and faculty compensation initiatives



CU Boulder Expenditures (Change), FY 2024-25

Expenses	FY 2023-24 Budget	FY 2024-25					
		Scenario A		Scenario B		Scenario C	
Operating Expense		\$ Change	% Change	\$ Change	% Change	\$ Change	% Change
Compensation							
Salary Faculty*	\$290,962,530	\$11,638,501	4.0%	\$11,638,501	4.0%	\$11,638,501	4.0%
Salary Exempt	\$191,728,649	\$7,669,146	4.0%	\$7,669,146	4.0%	\$7,669,146	4.0%
Salary Classified and Hourly	\$46,852,148	\$2,949,382	6.3%	\$2,949,382	6.3%	\$2,949,382	6.3%
Integrate FY 2021-22 Comp Increase	-	\$1,400,000	-	\$1,400,000	-	\$1,400,000	-
Benefits - Faculty and Exempt	\$162,304,089	\$9,297,983	5.7%	\$9,297,983	5.7%	\$9,297,983	5.7%
Benefits - Classified and Hourly	\$16,371,200	\$1,410,895	8.6%	\$1,410,895	8.6%	\$1,410,895	8.6%
General Operating	\$128,961,522	\$10,427,869	8.1%	\$12,890,261	10.0%	\$16,934,967	13.1%
Deferred Maintenance	\$22,030,850	\$0	0.0%	\$1,500,000	6.8%	\$2,500,000	11.3%
Library Materials	\$17,254,713	\$450,000	2.6%	\$450,000	2.6%	\$450,000	2.6%
Utilities	\$25,024,626	\$2,816,321	11.3%	\$2,816,321	11.3%	\$2,816,321	11.3%
Institutional Financial Aid	\$135,035,042	\$3,565,810	2.6%	\$3,565,810	2.6%	\$3,565,810	2.6%
ICCA	\$29,781,225	\$1,794,303	6.0%	\$1,794,303	6.0%	\$1,794,303	6.0%
Insurance	\$10,760,788	\$500,000	4.6%	\$500,000	4.6%	\$500,000	4.6%
Operating Expense Total	\$1,086,565,027	\$53,920,210	5.0%	\$56,715,650	5.2%	\$62,927,308	5.8%

*Salary Faculty rate increases apply to all faculty categories: tenure/tenure-track, IRC, and contingent (adjunct) faculty

CU Boulder Expenditures, FY 2024-25 (Cont.)

Expenses	FY 2023-24 Budget	FY 2024-25					
		Scenario A		Scenario B		Scenario C	
Campus Initiatives							
Chancellors Diversity		\$1,000,000		\$1,000,000		\$1,000,000	
Faculty Compensation Initiatives		\$1,749,000		\$1,749,000		\$1,749,000	
Initiatives Subtotal		\$2,749,000		\$2,749,000		\$2,749,000	
Total Estimated Budget	\$1,086,565,027	\$1,143,234,237	5.2%	\$1,147,196,629	5.6%	\$1,152,241,335	6.0%



CU Boulder Targeted Investments

\$1.0 Million Chancellor's Diversity Initiative:

- Affinity Groups
 - Growing, supporting, and assessing employee affinity groups open to all employees
 - Programming support and resources for employee engagement opportunities centered on commitment to justice, equity, diversity, inclusion, and community building
- Diversity, Equity and Inclusion Impact Grants
 - Grant awards for initiatives designed to advance diversity, equity, and inclusion aligned with campus priorities and unit goals (e.g., preparing students to participate in a diverse democracy)



CU Boulder Targeted Investments (Cont.)

- Faculty Compensation Initiatives (\$1.7 million)
 - CU Boulder is continuing to invest in several faculty compensation initiatives, including critical needs hiring, retention and compression.
 - These investments are designed to:
 - Attract and retain diverse faculty and staff in campus community
 - Maintain promotion and tenure adjustments
 - Retain outstanding faculty
 - Address market pressures
 - Better align with peers



CU Boulder Tuition, FY 2024-25

Projected Tuition Revenue Sources	FY 2023-24 Original Budget (Current Rate)	FY 2024-25			Comments
		Scenario A	Scenario B	Scenario C	
Resident Undergraduate Tuition Rate	\$11,976				
Dollar Change		\$359	\$479	\$359	
Percent Change*		3.0%	4.0%	3.0%	
Proposed Resident Undergraduate Tuition Rate		\$12,335	\$12,455	\$12,335	
Non-Resident Undergraduate Tuition Rate	\$40,320				
Dollar Change		\$1,613	\$1,613	\$1,613	
Percent Change*		4.0%	4.0%	4.0%	
Proposed Non-Resident Undergraduate Tuition Rate		\$41,933	\$41,933	\$41,933	
Resident Graduate Tuition Rate	\$13,014				
Dollar Change		\$390	\$521	\$390	
Percent Change**		3.0%	4.0%	3.0%	
Proposed Resident Graduate Tuition Rate		\$13,404	\$13,535	\$13,404	
Non-Resident Graduate Tuition Rate	\$34,488				
Dollar Change		\$1,035	\$1,035	\$1,035	
Percent Change**		3.0%	3.0%	3.0%	
Proposed Non-Resident Graduate Tuition Rate		\$35,523	\$35,523	\$35,523	
International Undergraduate Tuition Rate	\$42,296				
Dollar Change		\$1,692	\$1,692	\$1,692	
Percent Change**		4.0%	4.0%	4.0%	
Proposed Resident Graduate Tuition Rate		\$43,988	\$43,988	\$43,988	

*CU Boulder four-year guarantee for incoming FY 2024-25 first-year and transfer student cohort only.

**0.0% Tuition and Mandatory Fee increase for continuing cohorts within period of guarantee.

CU Boulder Revenues (Change), FY 2024-25

Projected General Fund Revenue Increases	Original Budget	Scenario A	Scenario B	Scenario C
	FY 2023-24	FY 2024-25		
Tuition				
Resident Undergraduate	\$226,011,740	\$26,589,515	\$27,235,333	\$26,589,515
Non-Resident Undergraduate	\$516,997,121	\$18,141,962	\$18,141,962	\$18,141,962
Resident Graduate	\$52,467,857	\$1,619,023	\$2,140,157	\$1,619,023
Non-Resident Graduate	\$73,454,212	\$4,190,591	\$4,190,591	\$4,190,591
International Undergraduate	\$28,951,839	\$1,106,660	\$1,106,660	\$1,106,660
Student Fees	\$8,892,341	\$0	\$0	\$0
State Revenue	\$112,477,908	\$4,219,128	\$7,014,568	\$13,226,226
Indirect Cost Reimbursement	\$88,972,043	\$1,608,991	\$1,608,991	\$1,608,991
Other Revenue	\$7,291,805	\$300,000	\$300,000	\$300,000
Total Projected Revenue Increase	\$1,086,565,027	\$56,669,210	\$60,631,602	\$65,676,308
Total Projected Revenue	\$1,086,565,027	\$1,143,234,237	\$1,147,196,629	\$1,152,241,335
Revenue Over/(Under) Expenditures	\$0	\$0	\$0	\$0



CU Boulder FY 2024-25 Fee Detail

- Mandatory Fees
 - CUSG Student Activity fee will be finalized through regular legislative process
 - Changes to mandatory fees are still under discussion - *pending (by April)*
- Housing & Dining Fees
 - Increase keeps pace with merit increase and addresses deferred maintenance and other infrastructure investments
 - 5.0% increase: Residence halls
 - 2.8% increase: Bear Creek apartments
 - 3.0% increase: Graduate and family housing apartments



CU Boulder FY 2024-25 Fee Proposals

Fee Name	Charge Frequency	FY 2023-24 Current Rate	FY 2024-25 Proposed Rate	Dollar Change	Percent Change
Course Specific Fees					
Instructional Program Fees					
<i>all course and program fees eliminated effective fall 2018</i>					
Student Activity Fees¹					
Pending	Pending	Pending	Pending	Pending	Pending
Housing & Dining Fees²					
Residence Hall standard room & board	per semester	\$8,476.00	\$8,899.00	\$423.00	5.0%
Bear Creek apartments	per semester	\$5,344.00	\$5,493.00	\$149.00	2.8%
Graduate and Family Housing apartments	per month	\$1,501.00	\$1,546.00	\$45.00	3.0%

¹Any increase contingent on upcoming student government activity and campus reviews. Fee increase will not exceed 3.0% or \$24.70/semester. An update will be provided at a following BOR meeting.

²Rates listed for standard double in residence halls; two bedroom/one bath in Bear Creek; and two-bedroom furnished apartment in Athens/Marine Ct.



CU Denver



University of Colorado

Boulder | Colorado Springs | Denver | Anschutz Medical Campus

Current Year Budget Update, CU Denver

- Total enrollment under budget by -1.1% (as of fall 2023 census). Notable areas of change include:
 - Graduate enrollment has decreased in both new and continuing students
 - Decrease in international graduate enrollment, impacted by campus' shift to requiring external credential evaluations in response to industry-wide increased scrutiny of foreign credentials. This change resulted in fewer completed applications.
 - Continuing international graduate enrollment slightly above budget, but total is offset by decreases in continuing resident and non-resident graduate students
- As reported to the Board in September, FY 2023-24 revenue and expenditure budgets have been revised to account for these shifts
 - Targeted specific positions to fill
 - Reduced planned 2.0% compression, retention, and equity pool
 - Utilized retirement incentive funds on a one-time basis

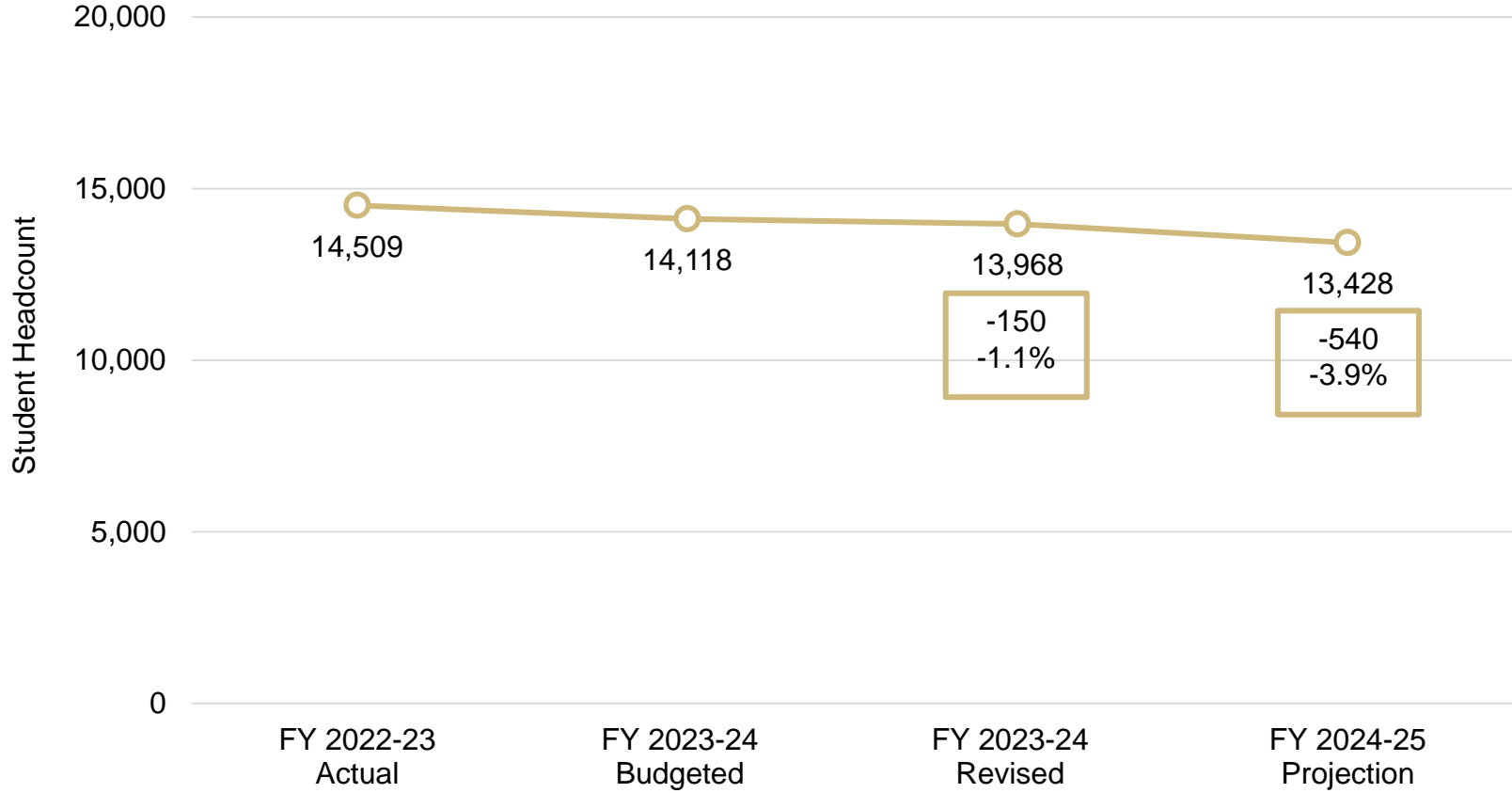


CU Denver Enrollment Projections

- Overall decrease of -3.9% in enrollment for FY 2024-25
- Undergraduate enrollment projected to decline -3.3%
 - New freshmen enrollment anticipated to remain relatively flat from fall 2023
 - New transfers expected to decrease, following recent trends
 - Continuing undergraduates projected to decline as smaller cohorts of progress through academic career, combined with large graduating classes
- Graduate enrollment projected to decrease -5.3%
 - New international graduate students anticipated to increase
 - As a result of bringing international credential evaluation back in-house
 - Total number of continuing graduate students anticipated to decline as larger cohorts graduate



CU Denver – Enrollment



CU Denver – Enrollment Projection

Headcount Enrollment*	FY 2023-24 Adjusted Base	FY 2024-25 Projection	Count Change	Percent Change
Resident Undergraduate	8,305	7,997	(308)	-3.7%
Non-Resident Undergraduate	1,406	1,398	(8)	-0.6%
Domestic	954	938	(16)	-1.7%
International	452	460	8	1.8%
Resident Graduate	3,208	3,030	(178)	-5.5%
Non-Resident Graduate	1,049	1,003	(46)	-4.4%
Domestic	477	466	(11)	-2.3%
International	572	537	(35)	-6.1%
Total Undergraduate	9,711	9,395	(316)	-3.3%
Total Graduate	4,257	4,033	(224)	-5.3%
Total Resident	11,513	11,027	(486)	-4.2%
Total Non-Resident	2,455	2,401	(54)	-2.2%
Total Enrollment	13,968	13,428	(540)	-3.9%

Of the revised 13,968 total students in FY 2023-24, 3,687 are new and 10,281 are retained.

Of the projected 13,428 total students in FY 2024-25, 3,630 are new (1.6% decrease) and 9,798 (4.7% decrease) are retained.

*Includes degree and non-degree seeking students with state reportable hours only.

CU Denver FY 2024-25 Budget Highlights

Tuition and Compensation

- Tuition rates range from 2.0% to 4.0% for resident undergraduate students, depending on amount of state support
- 2.0% merit pool contingent on enrollment revenue thresholds

Budget Outlook

- Ongoing commitment to investment in affordability and access for students through increase in institutional financial aid to keep pace with tuition and fee rate changes
- Estimated mandatory cost increases, including ICCA, HLD, Denver minimum wage, AHEC, and other operating increases and compensation increases exceed anticipated new revenue available resulting in general operating budget shortfall



CU Denver Expenditures (Change), FY 2024-25

Expenses	FY 2023-24 Budget	FY 2023-24 Adjustment	FY 2023-24 Budget Revised	FY 2024-25					
				Scenario A		Scenario B		Scenario C	
Operating Expense				\$ Change	% Change	\$ Change	% Change	\$ Change	% Change
Compensation*									
Salary Faculty**	\$68,116,545	(\$1,459,650)	\$66,656,895	\$1,727,198	2.6%	\$1,727,198	2.6%	\$1,727,198	2.6%
Salary Exempt	\$51,704,261	(\$1,087,980)	\$50,616,281	\$1,292,220	2.6%	\$1,292,220	2.6%	\$1,292,220	2.6%
Salary Classified and Hourly	\$8,597,443	\$0	\$8,597,443	\$400,962	4.7%	\$400,962	4.7%	\$400,962	4.7%
Integrate FY 21-22 Comp Increase	-	-	-	\$525,000	-	\$525,000	-	\$525,000	-
Benefits - Faculty and Exempt	\$38,185,270	(\$560,480)	\$37,624,790	\$1,139,571	3.0%	\$1,139,571	3.0%	\$1,139,571	3.0%
Benefits - Classified and Hourly	\$4,802,732	\$0	\$4,802,732	\$210,676	4.4%	\$210,676	4.4%	\$210,676	4.4%
Mandatory Transfers/Other	\$5,988,363	\$0	\$5,988,363	\$0	0.0%	\$0	0.0%	\$0	0.0%
General Operating	\$40,293,442	\$0	\$40,293,442	(\$7,600,404)	-18.9%	(\$4,822,619)	-12.0%	(\$3,368,766)	-8.4%
Deferred Maintenance	\$3,926,125	\$0	\$3,926,125	\$0	0.0%	\$0	0.0%	\$0	0.0%
Library Materials	\$1,194,711	\$0	\$1,194,711	\$63,072	5.3%	\$63,072	5.3%	\$63,072	5.3%
Utilities	\$15,920,143	\$0	\$15,920,143	\$0	0.0%	\$0	0.0%	\$0	0.0%
Institutional Financial Aid	\$6,038,979	\$0	\$6,038,979	\$306,201	5.1%	\$306,201	5.1%	\$306,201	5.1%
ICCA	\$1,156,089	\$0	\$1,156,089	\$88,172	7.6%	\$88,172	7.6%	\$88,172	7.6%
Operating Expense Total	\$245,924,102	(\$3,108,110)	\$242,815,992	(\$1,847,332)	-0.8%	\$930,453	0.4%	\$2,384,306	1.0%

*Compensation shown here includes the 2.0% merit pool contingent on reaching enrollment revenue targets, as well as Denver's portion of the 3.0% merit increase for shared services provided by Anschutz.

**Salary Faculty rate increases apply to all faculty categories: tenure/tenure-track, IRC, and contingent (adjunct) faculty.

CU Denver Expenditures, FY 2024-25 (Cont.)

Expenses	FY 2023-24 Original Budget	FY 2023-24 Adjustment	FY 2023-24 Budget Revised	FY 2024-25					
				Scenario A		Scenario B		Scenario C	
Campus Initiatives				\$ Change	% Change	\$ Change	% Change	\$ Change	% Change
Financial Aid				\$367,280		\$587,660		\$293,830	
Denver Mandatory Minimum Wage				\$160,480		\$160,480		\$160,480	
Campus Initiatives Total				\$527,760		\$748,140		\$454,310	
Total Estimated Budget	\$245,924,102	(\$3,108,110)	\$242,815,992	\$241,496,420	-0.5%	\$244,494,585	0.7%	\$245,654,608	1.2%



CU Denver Targeted Investments

- Increase Minimum Wage (\$161,000)
 - Increase from \$17.29 to \$18.29/hour*
 - Benefits students and staff
- Increase Financial Aid (\$294,000 - \$588,000)
 - Align tuition increase to financial aid budget to maintain affordability and remove financial barriers for individuals and families most susceptible to changes in economic conditions
 - 2.0% tuition increase: \$293,830 (Scenario C)
 - 2.5% tuition increase: \$367,280 (Scenario A)
 - 4.0% tuition increase: \$587,660 (Scenario B)

*CU Denver hourly wage tied to the inflation-indexed Denver city minimum wage, which is \$18.29 effective January 1, 2024. January 2025 estimate assumes a 5% increase.



CU Denver FY 2024-25 Balancing

- Engaging campus community in Phase 2 work of Strategic Realignment of Resources initiative
- Vetting and refining budget reduction items with campus and shared governance leadership, ensuring alignment with campus priorities
 - Requested budget reductions of 2.6% from schools, colleges, and administration
 - Estimated savings of \$5.0 million
- Initial proposals fall into following categories:
 - Retirement incentives
 - Elimination of vacant positions
 - Staff reorganizations
 - Reductions to operating budgets



CU Denver Tuition, FY 2024-25

Projected Tuition Revenue Sources	FY 2023-24 Original Budget (Current Rate)	FY 2024-25			Comments
		Scenario A	Scenario B	Scenario C	
Resident Undergraduate Tuition Rate	\$11,370				
Dollar Change		\$270	\$450	\$210	
Percent Change		2.4%	4.0%	1.9%	
Proposed Resident Undergraduate Tuition Rate		\$11,640	\$11,820	\$11,580	
Non-Resident Undergraduate Tuition Rate	\$34,110				
Dollar Change		\$1,350	\$1,350	\$1,350	
Percent Change		4.0%	4.0%	4.0%	
Proposed Non-Resident Undergraduate Tuition Rate		\$35,460	\$35,460	\$35,460	
Resident Graduate Tuition Rate	\$13,500				Proposing additional 2% increase for Business School courses to align with market rates.
Dollar Change		\$330	\$540	\$270	
Percent Change		2.4%	4.0%	2.0%	
Proposed Resident Graduate Tuition Rate		\$13,830	\$14,040	\$13,770	
Non-Resident Graduate Tuition Rate	\$42,000				
Dollar Change		\$1,680	\$1,680	\$1,680	
Percent Change		4.0%	4.0%	4.0%	
Proposed Non-Resident Graduate Tuition Rate		\$43,680	\$43,680	\$43,680	
International Undergraduate Tuition Rate	\$35,820				
Dollar Change		\$1,410	\$1,410	\$1,410	
Percent Change		3.9%	3.9%	3.9%	
Proposed Resident Graduate Tuition Rate		\$37,230	\$37,230	\$37,230	

CU Denver Revenues (Change), FY 2024-25

Projected General Fund Revenue Increases	Original Budget FY 2023-24	Budget Adjustment FY 2023-24	Revised Budget Total FY 2023-24	Scenario A	Scenario B	Scenario C
				FY 2024-25		
				Change	Change	Change
Tuition						
Resident Undergraduate	\$85,049,679	(\$1,317,529)	\$83,732,150	(\$853,617)	\$296,933	(\$1,047,239)
Non-Resident Undergraduate*	\$37,303,947	\$632,476	\$37,936,423	(\$903,931)	(\$810,518)	(\$924,078)
Resident Graduate	\$26,660,197	(\$1,163,394)	\$25,496,803	(\$714,183)	(\$398,042)	(\$816,005)
Non-Resident Graduate*	\$20,176,778	(\$1,259,663)	\$18,917,115	(\$1,131,745)	(\$1,086,732)	(\$1,146,461)
Student Fees	\$8,985,442	\$0	\$8,985,442	\$200,000	\$200,000	\$200,000
State Revenue	\$57,216,110	\$0	\$57,216,110	\$2,083,904	\$3,476,952	\$6,572,399
Indirect Cost Reimbursement	\$3,763,995	\$0	\$3,763,995	\$0	\$0	\$0
Denver AHEC Library Funding	\$5,731,507	\$0	\$5,731,507	\$0	\$0	\$0
Other Revenue	\$1,036,447	\$0	\$1,036,447	\$0	\$0	\$0
Total Projected Revenue Increase	\$245,924,102	(\$3,108,110)	\$242,815,992	(\$1,319,572)	\$1,678,593	\$2,838,616
Total Projected Revenue	\$245,924,102	(\$3,108,110)	\$242,815,992	\$241,496,420	\$244,494,585	\$245,654,608
Revenue Over/(Under) Expenditures			\$0	\$0	\$0	\$0

*Non-resident tuition revenue includes tuition rates that are tied to full resident tuition rates: Western Undergraduate Exchange (150% of undergraduate rate before COF) and Non-resident Online Only (120% of undergraduate or graduate tuition rate).

CU Denver FY 2024-25 Fees

Fee Name	Charge Frequency	FY 2024 Current Rate	FY 2025 Proposed Rate	Dollar Change	Percent Change
<i>Instructional Program Fees</i>					
Business School, Major Supplement Fee	per semester	\$66.49	\$69.61	\$3.12	4.7%
Business School, Instructional Fee	per credit hour	\$18.00	\$18.85	\$0.85	4.7%
College of Arts and Media, Major Supplement Fee	per semester	\$137.21	\$143.66	\$6.45	4.7%
College of Arts and Media, Instructional Fee	per credit hour	\$25.96	\$27.18	\$1.22	4.7%
College of Architecture and Planning, Instructional Fee*	per credit hour	\$35.00	\$41.30	\$6.30	18.0%
College of Liberal Arts and Sciences, Major Supplement Fee*	per semester	\$83.88	\$99.80	\$15.92	19.0%
College of Liberal Arts and Sciences, Instructional Fee*	per credit hour	\$11.63	\$13.61	\$1.98	17.0%
School of Education and Human Development, Instructional Fee*	per credit hour	\$2.96	\$3.50	\$0.54	18.2%
School of Public Affairs, Graduate Major Fee	per semester	\$136.31	\$140.39	\$4.08	3.0%
School of Public Affairs, Undergraduate Major Fee	per semester	\$156.04	\$160.72	\$4.68	3.0%
School of Public Affairs, Instructional Fee	per credit hour	\$6.11	\$6.29	\$0.18	2.9%

*See following narrative slide for more detail.



CU Denver FY 2024-25 and Auraria Fees

Fee Name	Charge Frequency	FY 2024 Current Rate	FY 2025 Proposed Rate	Dollar Change	Percent Change
<i>Mandatory Fees</i>					
<i>Student Activity Fees</i>					
Auraria Campus Fee	per semester	\$127.66	Pending	Pending	Pending
Wellness Center Fee	per credit hour	\$12.34	\$12.92	\$0.58	4.7%
<i>Housing & Dining Fees</i>					
Standard Double	per semester	\$4,920.00	\$5,215.00	\$295.00	6.0%
Standard Meal Plan	per semester	\$2,310.00	\$2,506.00	\$196.00	8.5%

CU Denver FY 2024-25 Fee Detail

- Program Fees
 - College of Architecture and Planning Instructional Fee
 - Increase to support student worker minimum wage increase. Fee has not been increased since fall 2018; student minimum wage increased 79% over same period
 - College of Liberal Arts and Sciences
 - Major Supplement Fee: Increase to address salary market and compression issues in Advising Office. Fee last increased fall 2018, over which time market conditions have changed, and salary levels have increased by more than 12% (plus benefits)
 - Instructional Fee: Increase for cost of living of existing positions funded by fee and expand fee purpose to provide direct, professional staff technical support to students
 - School of Education & Human Development Instructional Fee
 - Increase to address salary market and compression issues for technology support staff funded by fee and expand fee purpose to invest in classroom technology and online teaching technology. Fee established in fall 2013 and never increased, over which time market conditions have changed, and salary levels have increased by more than 12% (plus benefits)



CU Denver FY 2024-25 Fee Detail (Cont.)

- Program Fees (Cont.)
 - Cost of living increases to major supplement or instructional program fees:
 - Business School
 - College of Arts & Media
 - School of Public Affairs
- Student Activity Fees
 - Auraria Campus Fee – *pending (by April)*
 - CU Denver Wellness Center Fee – \$0.58 cost of living increase/credit hour
- Housing & Dining Fees
 - Housing rate increase to address inflation – \$295 increase per term
 - Housing inflation in Denver-Lakewood-Aurora was 7.8% in 2023
 - Dining rate increase – \$196 increase per term
 - Pass through fee to dining contractor



FY 2024-25 Budgetary Risks, CU Denver

- Enrollment declines
- On-going budget imbalance and need to realign resources to advance strategic plan
- Inflationary pressures pushing up mandatory cost increases
- Market pressures on compensation levels
- An ever-increasing reliance on tuition revenue paired with market pressure to limit tuition rate increases
- Recent enrollment growth in more volatile student populations, such as graduate and non-resident
- Reduced ability to maintain competitive financial aid packages in future years could impact enrollment
- State funding



A scenic mountain valley with a sun flare and lens effects. The sun is low in the sky, creating a warm, golden glow and several circular lens flare patterns. The valley is filled with dense evergreen forests, and the mountainsides are rugged and rocky. The sky is blue with scattered white clouds. The overall mood is bright and natural.

UCCS



University of Colorado

Boulder | Colorado Springs | Denver | Anschutz Medical Campus

UCCS, Current Year Budget Update

- Despite slight decreases in enrollment during fall semester, tuition revenue projections remain constant due to enrollment mix
- Spring enrollment will inform whether there is a change in budgeted revenues
 - If there is a revenue shortfall, campus will use reserves to balance
- FY 2023-24 budget cuts complete
 - Vacant positions eliminated
 - ~\$2.1 million in savings
 - Includes faculty and staff
 - Operating budget reductions
 - ~\$0.3 million in savings

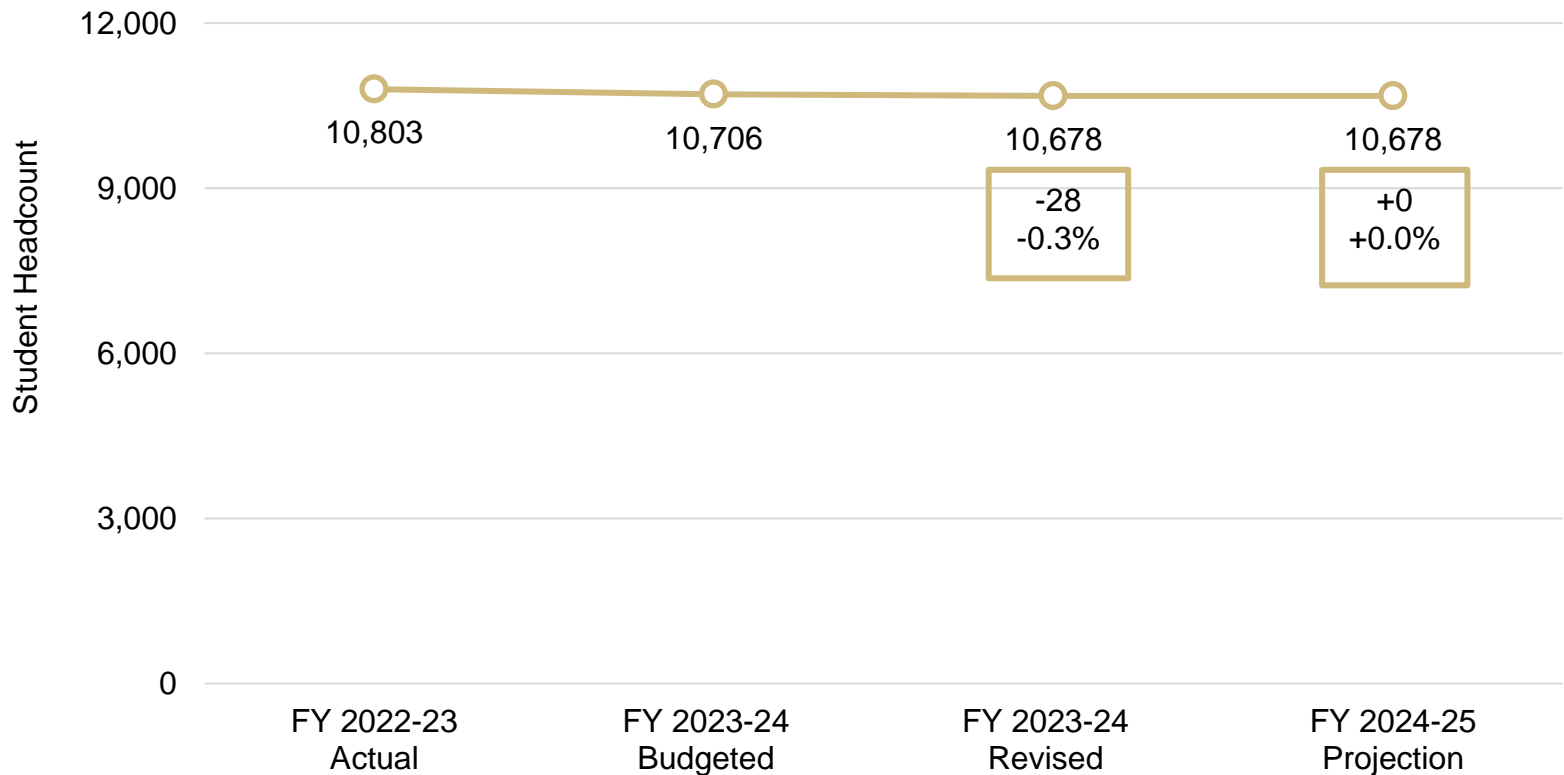


UCCS Enrollment Projections

- Overall enrollment projected to remain constant, but projections show slight changes based on level and residency
 - Slight increase projected in resident undergraduate and graduate enrollment
 - Increased competition for resident undergraduate students
- Non-resident graduate enrollment projected to increase 2.8%
- Projections will be updated in March/April
 - Better leading indicators for new first-year students available late February
- Vice Chancellor of Enrollment Management is collaborating with campus stakeholders to develop new enrollment strategies, including marketing, financial aid packaging, and tuition rate structure



UCCS – Enrollment



UCCS – Enrollment Projection

Headcount Enrollment*	FY 2023-24 Revised	FY 2024-25 Budget	Count Change	Percent Change
Resident Undergraduate	7,538	7,547	9	0.1%
Non-Resident Undergraduate	1,268	1,245	(23)	-1.8%
Domestic	1,195	1,150	(45)	-3.8%
International	73	95	22	30.7%
Resident Graduate	1,586	1,592	6	0.4%
Non-Resident Graduate	286	294	8	2.8%
Domestic	178	176	(2)	-1.0%
International	108	118	10	8.9%
Total Undergraduate	8,806	8,792	(14)	-0.2%
Total Graduate	1,872	1,886	14	0.5%
Total Resident	9,124	9,139	15	0.2%
Total Non-Resident	1,554	1,539	(15)	-1.0%
Total Enrollment	10,678	10,678	0	0.0%

Of the revised 10,678 total students in FY 2023-24, 3,088 are new and 7,590 are retained.

Of the projected 10,678 total students in FY 2024-25, 3,180 (3.0% increase) are new students and 7,498 (-1.2% decrease) are retained.

*Includes degree and non-degree seeking students with state reportable hours only

UCCS FY 2024-25 Budget Highlights

Tuition and Compensation

- Tuition projections range from 2.0% to 4.0% for resident students, depending on amount of state support
- 2.0% merit pool for faculty and university staff, 3.0% compensation increase pool for classified
- Additional pool for compression, market, and equity will be funded if tuition revenue thresholds are met
- Increase in hourly minimum wage for students

Budget Outlook

- State funding increase in planning scenarios does not cover mandatory cost increases or service level expectations
- Costs continue to increase at rates higher than projected revenues resulting in budget shortfall and requiring budget cuts



UCCS Expenditures (Change), FY 2024-25

Expenses	FY 2023-24 Budget	FY 2024-25					
		Scenario A		Scenario B		Scenario C	
Operating Expense		\$ Change	% Change	\$ Change	% Change	\$ Change	% Change
Compensation							
Salary Faculty	\$53,152,001	\$314,098	0.6%	\$690,875	1.9%	\$787,215	1.5%
Salary Exempt	\$34,281,368	(\$754,924)	-2.2%	(\$61,758)	-0.2%	\$115,443	0.3%
Salary Classified and Hourly	\$11,470,948	\$348,935	3.0%	\$550,140	4.8%	\$601,576	5.2%
Integrate FY 2021-22 Comp Increase	-	\$525,000	-	\$525,000	-	\$525,000	-
Benefits - Faculty and Exempt	\$31,784,743	\$270,876	0.9%	\$699,935	2.2%	\$809,620	2.6%
Benefits - Classified and Hourly	\$3,755,790	\$124,369	3.3%	\$188,433	5.0%	\$204,823	5.5%
Mandatory Transfers/Other	\$3,478,585	\$215,000	6.2%	\$215,000	6.2%	\$215,000	6.2%
General Operating	\$14,819,689	(\$2,982,487)	-20.1%	(\$2,286,109)	-15.4%	(\$2,108,089)	-14.2%
Deferred Maintenance	\$1,214,442	\$0	0.0%	\$0	0.0%	\$0	0.0%
Library Materials	\$1,741,416	\$86,475	5.0%	\$86,475	5.0%	\$86,475	5.0%
Utilities	\$3,097,884	\$108,425	3.5%	\$108,425	3.5%	\$108,425	3.5%
Institutional Financial Aid	\$14,981,380	(\$450,000)	-3.0%	(\$450,000)	-3.0%	(\$450,000)	-3.0%
ICCA	\$5,017,250	\$260,740	5.2%	\$260,740	5.2%	\$260,740	5.2%
Insurance	\$410,287	\$248,474	60.6%	\$248,474	60.6%	\$248,474	60.6%
Operating Expense Total	\$179,205,783	(\$1,685,099)	-0.9%	\$775,641	0.4%	\$1,404,703	0.8%

*Salary Faculty rate increases apply to all faculty categories: tenure/tenure-track, IRC, and contingent (adjunct) faculty.

UCCS Expenditures, FY 2024-25 (Cont.)

Expenses	FY 2023-24 Budget	FY 2024-25					
		Scenario A		Scenario B		Scenario C	
Campus Initiatives							
Minimum wage adjustment – students		\$602,680		\$602,680		\$602,680	
New Degree Programs		\$2,806,192		\$2,806,192		\$2,806,192	
Campus Initiatives Total		\$3,408,872		\$3,408,872		\$3,408,872	
Total Estimated Budget	\$179,205,783	\$180,929,556	1.0%	\$183,390,296	2.3%	\$184,019,358	2.7%



UCCS Targeted Investments

- Increase Student Minimum Wage (\$603,000)
 - Increase from \$15.00 to \$15.50/hr
 - Benefits 688 students
 - Also addresses compression issues caused by increase for 471 students
- Fund New Degree Programs (\$2.8 million)
 - Funds start-up capital and operating costs for the delivery of courses and services for new degree programs
 - Funding available for up to five years
 - 13 approved academic programs (through FY 2024-25)



UCCS FY 2024-25 Balancing

- Completing comprehensive review of campus-level needs and priorities, as well as review by divisions and colleges
 - Multi-year approach with involvement of shared governance and campus stakeholder groups to realign resources
- Studying different methodologies to strategically allocate budget reductions with as little impact to mission as possible
 - To balance FY 2024-25 budget, UCCS will allocate between \$2.7 and \$5.0 million in reductions across the campus. These reductions could include:
 - Further operating reductions
 - Eliminated positions
 - Early retirement incentive programs
 - Reductions to spending for deferred maintenance



UCCS Tuition, FY 2024-25

Projected Tuition Revenue Sources	FY 2023-24 Original Budget (Current Rate)	FY 2024-25			Comments
		Scenario A	Scenario B	Scenario C	
Resident Undergraduate Tuition Rate	\$10,016				
Dollar Change		\$250	\$401	\$200	
Percent Change		2.5%	4.0%	2.0%	
Proposed Resident Undergraduate Tuition Rate		\$10,266	\$10,417	\$10,216	
Non-Resident Undergraduate Tuition Rate¹	\$26,970				
Dollar Change		\$1,080	\$1,080	\$1,080	
Percent Change		4.0%	4.0%	4.0%	
Proposed Non-Resident Undergraduate Tuition Rate		\$28,050	\$28,050	\$28,050	
Resident Graduate Tuition Rate	\$14,544				
Dollar Change		\$360	\$576	\$288	Rates for LAS, CPS, Education
Percent Change		2.5%	4.0%	2.0%	
Proposed Resident Graduate Tuition Rate		\$14,904	\$15,120	\$14,832	
Non-Resident Graduate Tuition Rate	\$31,224				
Dollar Change		\$1,248	\$1,248	\$1,248	Rates for LAS, CPS, Education
Percent Change		4.0%	4.0%	4.0%	
Proposed Non-Resident Graduate Tuition Rate		\$32,472	\$32,472	\$32,472	

¹International students pay the same rate as nonresident students.

UCCS Revenues (Change), FY 2024-25

Projected General Fund Revenue Increases	Original Budget	Budget Adjustment	Revised Budget Total	Scenario A	Scenario B	Scenario C
				FY 2024-25		
				Change	Change	Change
	FY 2023-24	FY 2023-24	FY 2023-24			
Tuition						
Resident Undergraduate	\$72,873,613	\$444,855	\$73,318,468	\$1,874,062	\$2,918,824	\$1,525,498
Non-Resident Undergraduate*	\$30,193,247	(\$1,658,809)	\$28,534,438	\$261,395	\$353,360	\$230,862
Resident Graduate	\$15,782,687	\$510,810	\$16,293,497	\$325,840	\$538,435	\$255,227
Non-Resident Graduate*	\$4,377,744	\$703,144	\$5,080,888	\$236,727	\$248,454	\$232,966
Student Fees	\$4,932,944	\$0	\$4,932,944	\$5,838	\$5,838	\$5,838
State Revenue	\$47,513,418	\$0	\$47,513,418	(\$1,529,583)	(\$429,893)	\$2,013,692
Indirect Cost Reimbursement	\$1,134,602	\$0	\$1,134,602	\$549,493	\$549,493	\$549,493
Other Revenue	\$2,397,528	\$0	\$2,397,528	\$0	\$0	\$0
Total Projected Revenue Increase	\$179,205,783	\$0	\$179,205,783	\$1,723,773	\$4,184,513	\$4,813,575
Total Projected Revenue	\$179,205,783	\$0	\$179,205,783	\$180,929,556	\$183,390,296	\$184,019,358
Revenue Over/(Under)Expenditures			\$0	\$0	\$0	\$0

*Non-resident tuition revenue includes tuition rates that are tied to full resident tuition rates: Western Undergraduate Exchange (150% of undergraduate rate before COF) and Non-resident Online Only (120% of undergraduate or graduate tuition rate).

UCCS FY 2024-25 Fee Proposals

Fee Name	Charge Frequency	FY 2023-24 Current Rate	FY 2024-25 Proposed Rate	Dollar Change	Percent Change
<i>Instructional Program Fees</i>					
<i>College of Letters, Arts, and Sciences</i>					
Biology Program Fee ¹	Credit Hour	\$15.00	\$25.00	\$10.00	66.7%
Theatre and Dance Program Fee ²	Per Semester	\$25.00	\$35.00	\$10.00	40.0%
Humanities Program Fee ³	Per Semester	\$0	\$10.00	\$10.00	N/A

¹Fee assessed to all courses with a BIOL prefix.

²Fee assessed to all courses with a VAPA, THTR, and DNCE prefixes.

³Fee assessed to HUM 3990.

UCCS FY 2024-25 Fee Proposals (Cont.)

Fee Name	Charge Frequency	FY 2024 Current Rate	FY 2025 Proposed Rate	Dollar Change	Percent Change
Mandatory Student Fees					
Student Activity Fees					
Green Action Fund Fee ¹	Per Semester	\$0.00	\$6.39	\$6.39	reinstate
Student Activities Fee ²	Per Semester	\$16.06	\$30.40	\$14.34	89.3%
Athletics Fee ³	Credit Hour	\$11.02	\$12.00	\$0.98	8.9%
Other Fees					
Transportation and Safety Fee ³	Per Semester	\$117.46	\$122.98	\$5.52	4.7%
Family Development Center Bond Fee ³	Per Semester	\$11.47	\$12.01	\$0.54	4.7%
Family Development Center Operating Fee ³	Per Semester	\$3.45	\$3.61	\$0.16	4.6%
Wellness Center Fee ³	Per Semester	\$132.54	\$138.77	\$6.23	4.7%
Campus Recreation Center Bond Fee ³	Per Semester	\$183.53	\$192.16	\$8.63	4.7%
Student Recreation Fee ³	Credit Hour	\$1.14	\$1.19	\$0.05	4.4%
University Center Bond Fee ³	Per Semester	\$37.86	\$39.64	\$1.78	4.7%
University Center Bond Fee ³	Credit Hour	\$10.90	\$11.41	\$0.51	4.7%
Student Events/Performance Fee > 6 ³	Per Semester	\$4.25	\$4.45	\$0.20	4.7%
Student Events/Performance Fee < 6 ³	Per Semester	\$2.66	\$2.79	\$0.13	4.9%

Note: Total mandatory student fees increasing by \$45.89/15 credit hours or 5.3%.

¹Contingent upon Student Body approval to reinstate.

²Contingent upon Student Body approval to increase fee, otherwise increase by CPI.

³Previous Student Body approval allows an increase of up to 10%.



University of Colorado

Boulder | Colorado Springs | Denver | Anschutz Medical Campus

UCCS FY 2024-25 Fee Proposals (Cont.)

Fee Name	Charge Frequency	FY 2024 Current Rate	FY 2025 Proposed Rate	Dollar Change	Percent Change
Housing & Dining Fees¹					
Village at Alpine Valley (VAV) <i>(first-year housing includes meals and parking)</i>					
VAV - Private Bedroom w/Private Bath	Per Semester	\$7,789	\$8,189	\$400	5.1%
VAV - Large Private Bedroom in a Suite	Per Semester	\$7,389	\$7,759	\$370	5.0%
VAV - Small Private Bedroom in a Suite	Per Semester	\$7,069	\$7,429	\$360	5.1%
VAV - Two Shared Bedrooms in a Suite	Per Semester	\$6,789	\$7,139	\$350	5.2%
VAV - Double Occupancy Bedrooms	Per Semester	\$6,139	\$6,459	\$320	5.2%
Summit Village - Copper Large Private Bedroom (w/kitchenette)	Per Semester	\$7,679	\$8,069	\$390	5.1%
Summit Village - Copper Small Private Bedroom (w/kitchenette)	Per Semester	\$7,329	\$7,695	\$366	5.0%
Summit Village (Upper Class Housing - Apartment)					
Single Bedroom in an Efficiency Apartment	Per Semester	\$7,219	\$7,559	\$340	4.7%
Single Bedroom in a Two Bedroom Apartment	Per Semester	\$6,689	\$6,999	\$310	4.6%
Single Bedroom in a Four Bedroom Apartment	Per Semester	\$5,199	\$5,449	\$250	4.8%

¹Rates comparable to off campus housing and are in-line with 2023 CPI rates specific to housing and rental.

UCCS FY 2024-25 Fee Proposal Detail

- Biology Program Fee
 - Increase existing fee from \$15.00 to \$25.00/credit hour to accommodate five additional upper-level lab courses and rising cost of consumable lab equipment
- Theatre and Dance Program Fee
 - Increase existing fee from \$25.00 to \$35.00/person to accommodate rising cost of building materials and lighting system maintenance
- Humanities Program Fee
 - Create new fee of \$10.00/person beginning fall 2024
 - Funding for new Annual Distinguished Speaker series guest lecturers



UCCS FY 2024-25 Fee Proposal Detail

- Student Activities Fee

- Fee will help expand funding, programming, and events for Student Clubs, Organizations, Student Government Association (SGA)
- Fee has not been increased since FY 2008-09
 - Number of clubs has increased from 129 in FY 2008-09 to an estimated 200 in FY 2024-25 (an increase of 65%)
 - Inflation has increased 49.2% since fee was last increased

- Other Mandatory Student Fees

- Increase all mandatory student fees by rate of inflation, around 5.0% increase from prior year, varies by individual fee
- Reinstate the Green Action Fund Fee upon approval of a student body vote
 - Green Action Fund Fee helps cover operational expenses for student proposed sustainability programs and projects



UCCS FY 2024-25 Fee Proposal Detail

- Housing & Dining Fees
 - Increase housing rates between 4.6% and 5.2%
 - Food CPI is 5.7%
 - Increase in-line with competitor rates in area
 - First-year housing rates include meal plan and parking options
 - Amenities such as cable/internet, laundry facilities, utilities, and furniture are included, which may not be included in off-campus options



CU Anschutz



University of Colorado

Boulder | Colorado Springs | Denver | Anschutz Medical Campus

Current Year Budget Update, CU Anschutz

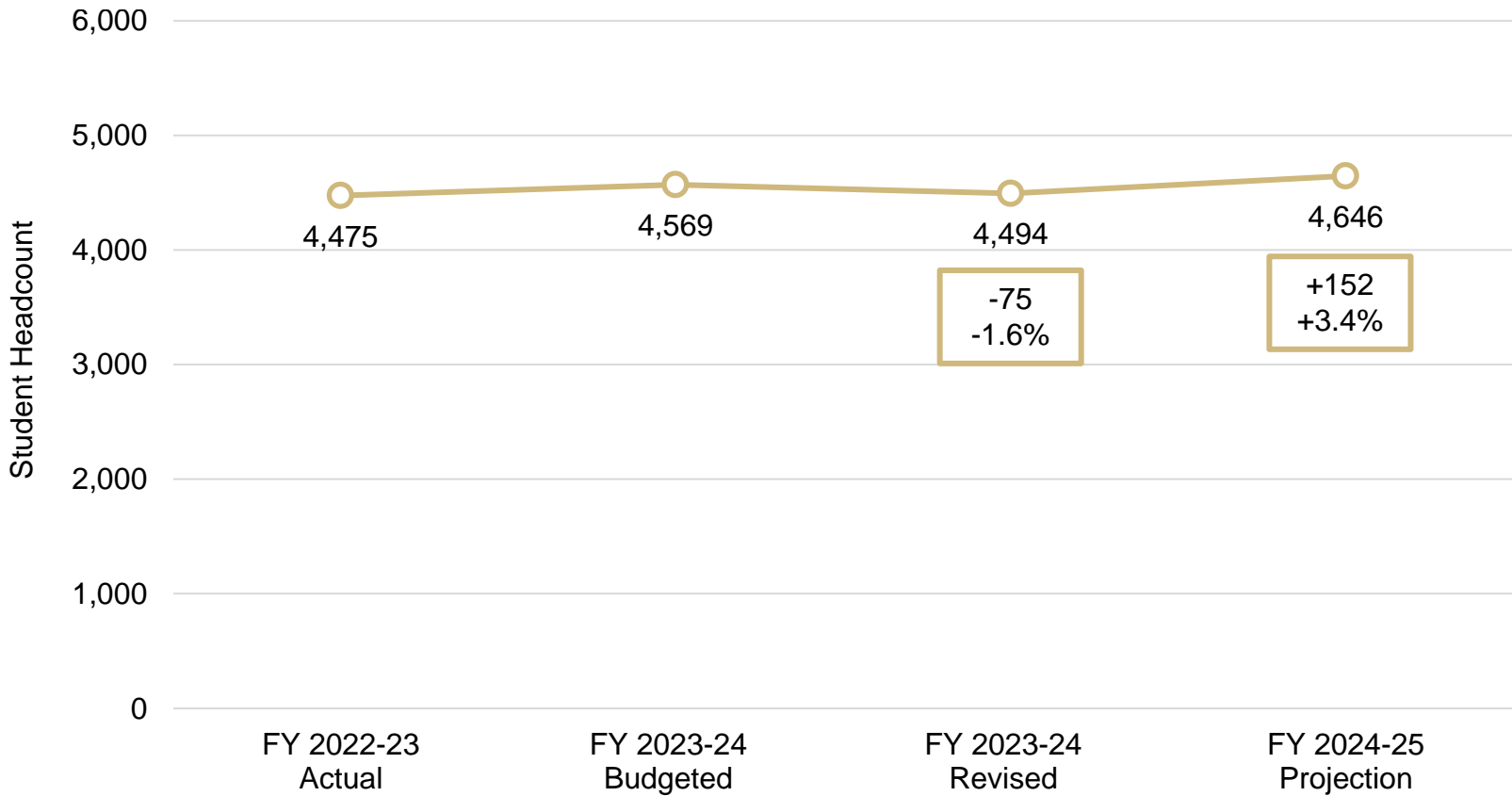
- Tuition
 - FY 2023-24 enrollments are slightly lower than budget, specifically in pharmacy and nursing schools
 - Pharmacy yielded a higher number of resident vs. non-resident students than budgeted
- Indirect cost recovery (F&A) is on track with budget
- Current year merit and compression, retention, and equity compensation pools have been fully disbursed
- Ongoing inflationary pressures continue to drive up operational costs
 - Includes mandatory costs such as utilities, custodial and software contracts, as well as higher compensation levels required to recruit and retain high-quality workforce

CU Anschutz Enrollment Projections

- FY 2024-25 enrollments are projected to be 3.4% higher than fall 2023 census
- College of Nursing is projecting nominal growth in FY 2024-25 due to oversupply of nursing schools
- School of Pharmacy projecting a 2.7% overall enrollment increase
 - Enrollment in the Cannabis Science and Medicine track under Masters in Pharmaceutical Sciences is projected to grow 27.5%
 - PharmD enrollments projected to decline -3.5%, consistent with national decline in number of applications to pharmacy schools
- PhD of Public Health projecting an 8.6% increase



CU Anschutz – Enrollment



CU Anschutz – Enrollment Projection

Headcount Enrollment*	FY 2023-24 Census	FY 2024-25 Projection	Count Change	Percent Change
Resident Undergraduate	446	448	2	0.4%
Non-Resident Undergraduate	61	59	(2)	-3.3%
Domestic				
International				
Resident Graduate	3,004	3,100	96	3.2%
Non-Resident Graduate	983	1,039	56	5.7%
Domestic				
International				
Total Undergraduate	507	507	0	0.0%
Total Graduate	3,987	4,139	152	3.8%
Total Resident	3,450	3,548	98	2.8%
Total Non-Resident	1,044	1,098	54	5.2%
Total Headcount	4,494	4,646	152	3.4%

Of the revised 4,494 total students in FY 2023-24, 1,118 are new and 3,376 are continuing.

Of the projected 4,646 total students in FY 2024-25, 1,230 are new (10.0% increase) and 3,416 are continuing (1.2% increase).

*Includes School of Public Health enrollment at UNC and CSU.

In addition to headcount changes, there are changes in credit hour load that may affect tuition revenue.

International student data is not forecasted, actuals are reported in census.



University of Colorado

Boulder | Colorado Springs | Denver | Anschutz Medical Campus

CU Anschutz FY 2024-25 Budget Highlights

Tuition and Compensation

- Tuition revenues projected to grow by \$7.0 million, or 6.8%, over FY 2023-24 budget, driven largely by enrollment growth
- Proposed tuition rates set as maximum
- 3.0% merit pool for faculty and university staff
- 0.8% pool for Compression, Retention, and Equity initiative for faculty and university staff
- Minimum hourly wage increases for students, faculty, and university staff

Budget Outlook

- Mandatory operating cost increases
- Tobacco Funds expected to decrease by -\$1.4 million, or -8.8%



CU Anschutz Expenditures (Change), FY 2024-25

Expenses	FY 2023-24 Budget	FY 2024-25					
		Scenario A		Scenario B		Scenario C	
Operating Expense		\$ Change	% Change	\$ Change	% Change	\$ Change	% Change
Compensation							
Salary Faculty	\$84,658,878	\$2,539,766	3.0%	\$2,539,766	3.0%	\$2,539,766	3.0%
Salary Exempt	\$89,250,167	\$2,677,505	3.0%	\$2,677,505	3.0%	\$2,677,505	3.0%
Salary Classified and Hourly	\$13,673,926	\$1,025,690	7.5%	\$1,025,690	7.5%	\$1,025,690	7.5%
Integrate FY 2021-22 Comp Increase	-	\$1,050,000	-	\$1,050,000	-	\$1,050,000	-
Benefits - Faculty and Exempt	\$59,019,459	\$1,526,943	2.6%	\$1,526,943	2.6%	\$1,526,943	2.6%
Benefits - Classified and Hourly	\$7,855,124	\$165,945	2.1%	\$165,945	2.1%	\$165,945	2.1%
Mandatory Transfers/Other	\$69,261,505	\$1,464,538	2.1%	\$3,934,073	5.7%	\$9,308,939	13.4%
General Operating	\$45,592,641	\$1,479,457	3.2%	\$1,479,457	3.2%	\$1,479,457	3.2%
Deferred Maintenance	\$5,067,222	\$0	0.0%	\$0	0.0%	\$0	0.0%
Library Materials	\$3,325,679	\$121,527	3.7%	\$121,527	3.7%	\$121,527	3.7%
Utilities	\$4,512,518	\$808,078	17.9%	\$808,078	17.9%	\$808,078	17.9%
Institutional Financial Aid	\$4,193,796	\$0	0.0%	\$0	0.0%	\$0	0.0%
ICCA	\$15,819,797	\$1,084,189	6.9%	\$1,084,189	6.9%	\$1,084,189	6.9%
Insurance	\$4,633,997	\$500,207	10.8%	\$500,207	10.8%	\$500,207	10.8%
Operating Expense Total	\$406,864,709	\$14,443,845	3.6%	\$16,913,380	4.2%	\$22,288,246	5.5%

*Salary Faculty rate increases apply to all faculty categories: tenure/tenure-track, IRC, and contingent (adjunct) faculty.

CU Anschutz Expenditures, FY 2024-25 (Cont.)

Expenses	FY 2023-24 Original Budget	FY 2024-25					
		Scenario A		Scenario B		Scenario C	
Operating Expense		\$ Change	% Change	\$ Change	% Change	\$ Change	% Change
Campus Initiatives							
Compression, Retention, and Equity (Faculty and University Staff) 0.8%		\$1,730,911		\$1,730,911		\$1,730,911	
Minimum Wage Adjustment		\$221,776		\$221,776		\$221,766	
Campus Initiatives Total		\$1,952,687		\$1,952,687		\$1,952,687	
Total Estimated Budget	\$406,864,709	\$423,261,241	4.0%	\$425,730,776	4.6%	\$431,105,642	6.0%



CU Anschutz Targeted Investments

- Compression, Retention, and Equity Pool (0.8%) for Faculty and University Staff (\$1.7 million)
 - Healthcare professionals are in increasingly high demand
 - External competition in terms of job opportunities and compensation
 - Healthcare workers have been on front line of epidemics and other healthcare impacts for three years, leading some to leave field altogether
 - Need to keep pace with compression and market adjustments to retain faculty and staff, recruit top talent, and continue to educate future healthcare providers and scientists
- Increase Minimum Wage for Faculty and University Staff (\$222,000)
 - Increase student minimum wage from \$15.75 to \$16.22/hour
 - Increase faculty/university staff minimum wage from \$15.75 to \$18.00/hour



CU Anschutz Tuition, FY 2024-25

Projected Tuition Revenue Sources	FY 2023-24 Original Budget (Current Rate)	FY 2024-25			Comments
		Scenario A	Scenario B	Scenario C	
Resident Undergraduate Tuition Rate (Nursing)	\$14,160				Rate assumes 30 credit hours
Dollar Change		\$270	\$270	\$270	
Percent Change		1.9%	1.9%	1.9%	
Proposed Resident Undergraduate Tuition Rate		\$14,430	\$14,430	\$14,430	
Non-Resident Undergraduate Tuition Rate (Nursing)	\$30,570				Rate assumes 30 credit hours
Dollar Change		\$600	\$600	\$600	
Percent Change		2.0%	2.0%	2.0%	
Proposed Non-Resident Undergraduate Tuition Rate		\$31,170	\$31,170	\$31,170	
Resident Graduate Tuition Rate (Doctor of Medicine, MD)	\$44,754				Doctor of PT, 5.1% Child Health Associate, PA, 5.0% MS Genetics, 5.0% MS Anesthesiology, 2.9% PhD in Basic Sciences, 3.0%
Dollar Change		\$1,343	\$1,343	\$1,343	
Percent Change		3.0%	3.0%	3.0%	
Proposed Resident Graduate Tuition Rate		\$46,097	\$46,097	\$46,097	
Non-Resident Graduate Tuition Rate (Doctor of Medicine, MD)	\$70,709				Doctor of PT, 5.0% Child Health Associate, PA, 5.0% MS Genetics, 5.0% MS Anesthesiology, 3.0% PhD in Basic Sciences, 3.0% Non-Resident = Accountable student
Dollar Change		\$1,343	\$1,343	\$1,343	
Percent Change		1.9%	1.9%	1.9%	
Proposed Non-Resident Graduate Tuition Rate		\$72,052	\$72,052	\$72,052	



CU Anschutz Tuition, FY 2024-25 (Cont.)

Projected Tuition Revenue Sources	FY 2023-24 Original Budget (Current Rate)	FY 2024-25			Comments
		Scenario A	Scenario B	Scenario C	
Resident Graduate Tuition Rate (Doctor of Dental Surgery, DDS)	\$42,584				
Dollar Change		\$1,490	\$1,490	\$1,490	
Percent Change		3.5%	3.5%	3.5%	
Proposed Resident Undergraduate Tuition Rate		\$44,074	\$44,074	\$44,074	
Non-Resident Graduate Tuition Rate (Doctor of Dental Surgery, DDS)	\$67,887				Non-Resident = Accountable student
Dollar Change		\$1,708	\$1,708	\$1,708	
Percent Change		2.5%	2.5%	2.5%	
Proposed Non-Resident Undergraduate Tuition Rate		\$69,595	\$69,595	\$69,595	
Resident Graduate Tuition Rate (Doctor of Pharmacy, PharmD)	\$32,470				PhD Pharm or Toxicology, 0.0%
Dollar Change		\$0	\$0	\$0	
Percent Change**		0.0%	0.0%	0.0%	
Proposed Resident Graduate Tuition Rate		\$32,470	\$32,470	\$32,470	
Non-Resident Graduate Tuition Rate (Doctor of Pharmacy, PharmD)	\$41,265				PhD Pharm or Toxicology, 0.0%
Dollar Change		\$0	\$0	\$0	
Percent Change		0.0%	0.0%	0.0%	
Proposed Non-Resident Graduate Tuition Rate		\$41,265	\$41,265	\$41,265	



CU Anschutz Tuition, FY 2024-25 (Cont.)

Projected Tuition Revenue Sources	FY 2023-24 Original Budget (Current Rate)	FY 2024-25			Comments
		Scenario A	Scenario B	Scenario C	
Resident Graduate Tuition Rate (Master of Public Health)	\$876				MS Biostatistics, Epidemiology, Health Services Research, 4.0% PhD Public Health, 4.1% Certificate/Non-Degree, 4.0% Per Credit Hour Rate
Dollar Change		\$35	\$35	\$35	
Percent Change		4.0%	4.0%	4.0%	
Proposed Resident Undergraduate Tuition Rate		\$911	\$911	\$911	
Non-Resident Graduate Tuition Rate (Master of Public Health)	\$1,420				MS Biostatistics, Epidemiology, Health Services Research, 3.0% PhD Public Health, 4.0% Certificate/Non-Degree, 4.0% Per Credit Hour Rate
Dollar Change		\$57	\$57	\$57	
Percent Change		4.0%	4.0%	4.0%	
Proposed Non-Resident Undergraduate Tuition Rate		\$1,477	\$1,477	\$1,477	

CU Anschutz Revenues (Change), FY 2024-25

Projected General Fund Revenue Increases	Original Budget	Scenario A	Scenario B	Scenario C
	FY 2023-24	FY 2024-25		
Tuition				
Resident Undergraduate	\$9,474,140	(\$348,590)	(\$348,590)	(\$348,590)
Non-Resident Undergraduate	\$2,153,983	\$327,689	\$327,689	\$327,689
Resident Graduate	\$56,063,721	\$6,227,205	\$6,227,205	\$6,227,205
Non-Resident Graduate	\$35,911,963	\$807,983	\$807,983	\$807,983
Student Fees	\$14,313,808	\$769,315	\$769,315	\$769,315
State Revenue*	\$126,464,034	\$2,077,324	\$4,546,859	\$9,921,724
Indirect Cost Reimbursement	\$145,689,394	\$6,535,607	\$6,535,607	\$6,535,607
Other Revenue	\$16,793,666	\$0	\$0	\$0
Total Projected Revenue Increase	\$406,864,709	\$16,396,532	\$18,866,067	\$24,240,933
Total Projected Revenue	\$406,864,709	\$423,261,241	\$425,730,776	\$431,105,642
Revenue Over/(Under) Expenditures	\$0	\$0	\$0	\$0

*Includes model funding and Marijuana Tax Cash Fund and Tobacco MSA funds.

CU Anschutz FY 2024-25 Fees

Fee Name	Charge Frequency	FY 2023-24 Current Rate	FY 2024-25 Proposed Rate	Dollar Change	Percent Change
Student Activity Fees					
RTD College Pass Program ¹	Per Term	\$37.70	\$8.00	-\$29.70	-79.0%
Instructional Program Fees					
Colorado School of Public Health Career Services Student Fee ²	Credit Hour	\$13.00	\$13.61	\$0.61	4.7%
Mandatory Insurance Fees					
Health Insurance for Students ³	Annual	\$6,271.00	Pending	Pending	Pending

¹RTD fee decrease

²Rate increase aligned with CPI

³Rates are still being negotiated



University of Colorado

Boulder | Colorado Springs | Denver | Anschutz Medical Campus

CU Anschutz FY 2024-25 Fee Detail

- Student Activity Fees
 - Reduction to the RTD fee as result of reduced contract costs and elimination of printed badges
- Instructional Program Fees
 - Cost of living increase to Colorado School of Public Health Career Services student fee
- Mandatory Insurance Fees
 - Student Health Insurance – *pending (by April)*; rates are still being negotiated

