

FY 2023-24 Budget and Fee Proposals

April 28, 2023



University of Colorado

Boulder | Colorado Springs | Denver | Anschutz Medical Campus

April Board Meeting Decision Points for FY 2023-24

- Tuition
- Fees
- Compensation



FY 2023-24 State Funding Update

Higher Education Funding

- \$118.6 million statewide operating increase (11.5%)
- Of that amount, effective \$32.0 million CU operating increase (11.2%)
 - CU Boulder (10.6%)
 - CU Denver (12.5%)
 - UCCS (10.0%)
 - CU Anschutz (11.5%)
- \$27.3 million statewide financial aid increase (11.5%)
- 5.0% cap on resident undergraduate tuition rates



FY 2023-24 State Funding Update (Cont.)

Capital Construction Funding

- \$4.7 million for CU Anschutz Health Sciences Building COP payment
- \$17.1 million for CU Boulder Hellems Arts and Sciences Renovation Project final construction phase
- \$33.3 million for Auraria (AHEC) Campuswide HVAC Replacement
- \$19.8 million for 14 controlled maintenance projects across all CU campuses and \$4.2 million for 4 projects at AHEC campus



Tuition and Fee Recommendations Undergraduate Resident Students

Tuition

- CU Boulder =
 - New students = 4.0%
 - Continuing guarantee students = 0.0%
- CU Denver = 5.0%
- UCCS = 5.0%
- CU Anschutz = 4.0%

Fees Vary by Campus



Compensation Recommendations

Compensation

- Classified = 5.0% based on state requirement
- CU Boulder = 4.0% merit pool
- CU Denver = 3.0% merit pool
 - Plus 2.0% pool for compression, retention and equity
- UCCS = 3.5% merit pool
 - Plus 0.5% pool for compression, retention and equity
- CU Anschutz = 4.0% merit pool
 - Plus 4.0% pool for compression, retention and equity
- CU system administration = 4.0% merit pool



Minimum Wage Assumptions

All campuses are increasing base hourly wages for staff and students.

	Staff*		Students	
Fiscal Year	2022-23	2023-24	2022-23	2023-24
CU Boulder	\$15.00	\$18.00	\$15.00	\$16.00
CU Denver	\$15.87	\$17.29	\$15.87	\$17.29
UCCS	\$15.00	\$15.75	\$14.00	\$15.00
CU Anschutz	\$15.00	\$15.75	\$15.00	\$15.75

*Staff hourly increases are aligned to COWINS agreement rates at \$15.75/hour for FY 2023-24.



Statewide Tuition and Fee Increases FY 2023-24

Institution	Current Year	Proposed			
	FY 2022-23 Tuition and Fees (30 credit hrs.)	FY 2023-24 Tuition and Fees (30 credit hrs.)	\$ Increase	% Increase	
Adams State University	\$9,776				
Colorado Community College System (CCD)	\$5,936				
Colorado Community College System (MCC)	\$4,868				
Colorado Mesa University	\$9,962				
Colorado School of Mines	\$20,040				
Colorado State University	\$12,559				
Colorado State University Pueblo	\$10,913				
Fort Lewis College	\$9,216				
Metropolitan State University of Denver	\$10,261				
University of Colorado Boulder*	First-time students*	\$13,106	\$13,622	\$516	3.9%
	Continuing students**	varies by cohort	varies by cohort	\$0	0.0%
University of Colorado Colorado Springs	\$11,029	\$11,741	\$712	6.5%	
University of Colorado Denver	\$11,800	\$12,366	\$566	4.8%	
University of Northern Colorado	\$10,904				
Western State Colorado University	\$10,813				

*CU Boulder four-year guarantee for incoming FY 2023-24 freshman and transfer cohort only.




University of Colorado

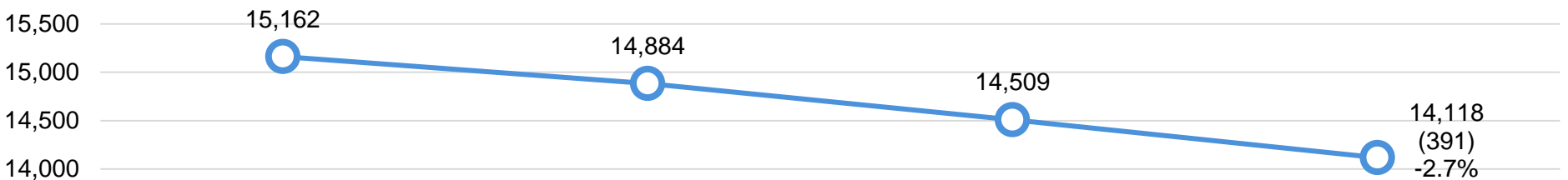
Boulder | Colorado Springs | Denver | Anschutz Medical Campus

Enrollment Change by Campus FY 2021-21 to FY 2023-24

CU Boulder




CU Denver



UCCS



CU Anschutz



FY 2020-21
Actual

FY 2021-22
Actual

FY 2022-23
Revised

FY 2023-24
Projection



University of Colorado

Boulder | Colorado Springs | Denver | Anschutz Medical Campus

A scenic mountain valley with a sun flare and lens effects. The sun is low in the sky, creating a warm, golden glow and several circular lens flare patterns. The valley is filled with dense evergreen forests, and the mountainsides are rugged and rocky. The sky is blue with scattered white clouds. The overall mood is bright and natural.

CU Boulder



University of Colorado

Boulder | Colorado Springs | Denver | Anschutz Medical Campus

CU Boulder FY 2023-24 Enrollment Projection

Fall 2023 undergraduate enrollment projected to be very close to fall 2022, while graduate enrollment will be lower

- Overall enrollment projected to decrease -0.7%
 - Undergraduate enrollment projected to decrease -0.2%, with incoming resident students down from the high fall 2022 level
 - Continuing undergraduate and transfer enrollments both projected to be in-line with fall 2022
 - Graduate enrollment is projected to be down -2.5% from fall 2022
 - The full reduction is in continuing students as a result of the large number of new professional Masters students from fall 2021 who will have graduated



CU Boulder FY 2023-24 Enrollment Projection (Cont.)

Headcount Enrollment*	FY 2022-23 Revised	FY 2023-24 Projection	Count Change	Percent Change
Resident Undergraduate	16,668	16,580	(88)	-0.5%
Non-Resident Undergraduate	12,915	12,930	15	0.1%
Domestic	11,948	12,090	142	1.2%
International	967	840	(127)	-13.1%
Resident Graduate	3,683	3,650	(33)	-0.9%
Non-Resident Graduate	2,856	2,725	(131)	-4.6%
Domestic	1,227	1,445	218	17.8%
International	1,629	1,280	(349)	-21.4%
Total Undergraduate	29,583	29,510	(73)	-0.2%
Total Graduate	6,539	6,375	(164)	-2.5%
Total Resident	20,351	20,230	(121)	-0.6%
Total Non-Resident	15,771	15,655	(116)	-0.7%
Total Enrollment	36,122	35,885	(237)	-0.7%

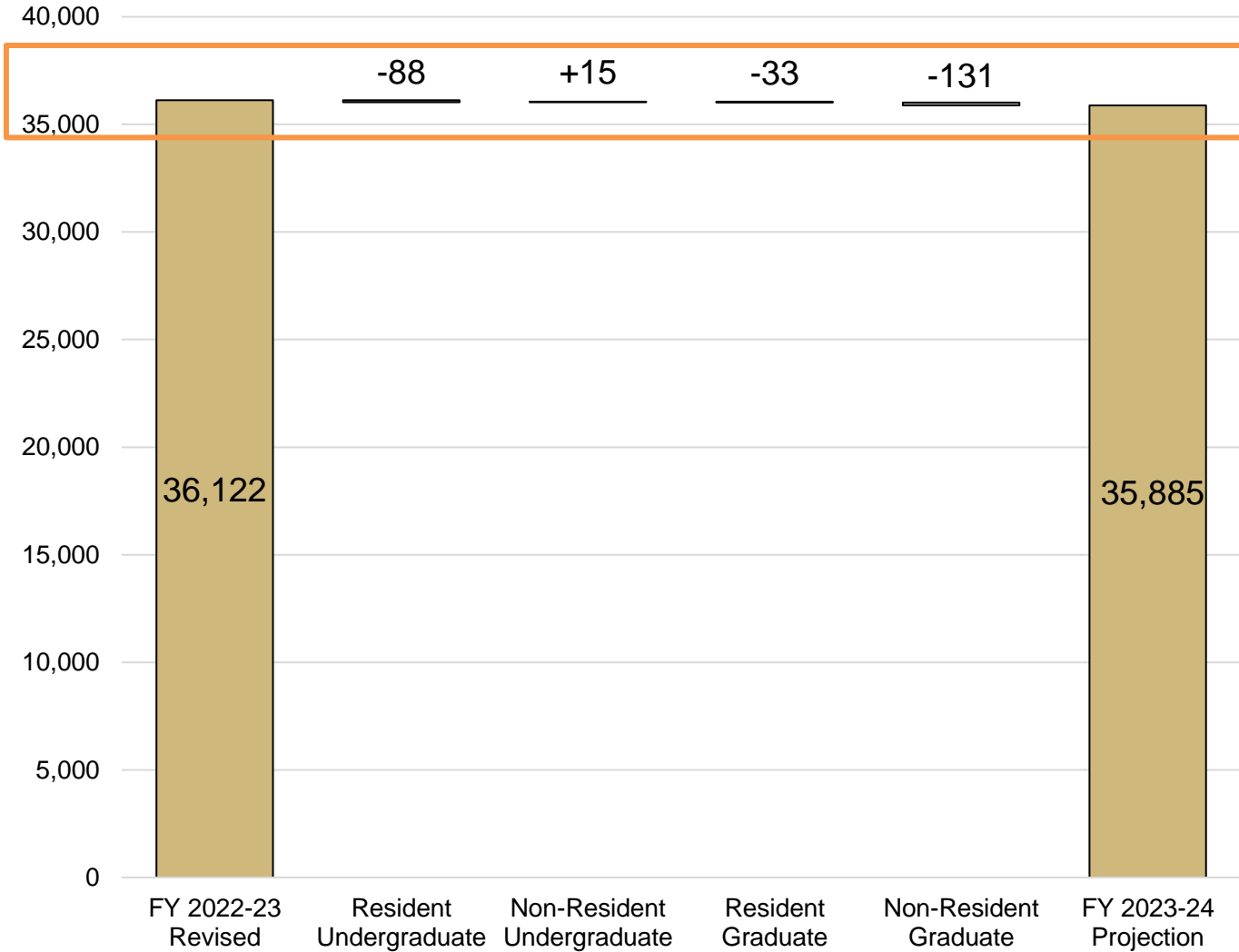
Of the revised 36,122 total students in FY 2022-23, 10,383 are new and 25,739 are retained.

Of the projected 35,885 total students in FY 2023-24, 10,305 are new (-0.8% decrease) and 25,580 are retained (-0.6% decrease).

Note:

*Includes degree seeking students with state reportable hours only.

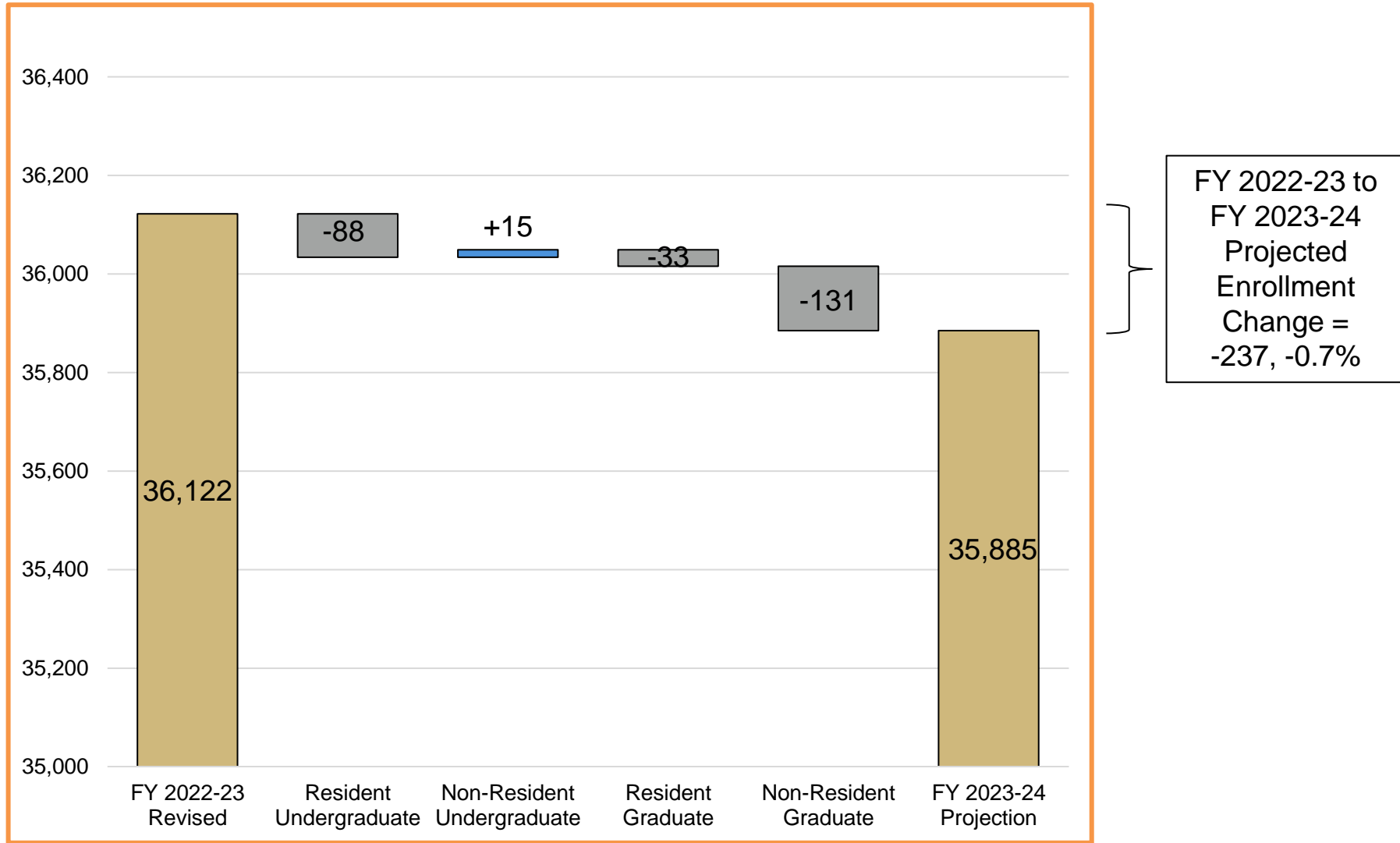
CU Boulder Enrollment (At Scale) FY 2022-23 to FY 2023-24



FY 2022-23 to
FY 2023-24
Projected
Enrollment
Change =
-237, -0.7%

CU Boulder Enrollment (Zoomed In, Not to Scale)

FY 2022-23 to FY 2023-24



CU Boulder FY 2023-24 Budget Highlights

Tuition and Compensation

- 4.0% tuition plus mandatory fee increase for incoming undergraduate resident and non-resident students
- 0.0% tuition and mandatory fee increase for continuing undergraduate resident and non-resident students through guarantee
- 4.0% tuition increase for graduate students
- 4.0% merit pool
- Minimum wage increases staff and student workers

Strategic Budgetary Investments

- Increased funding for institutional financial aid
- Ongoing support for the Chancellor's Diversity Initiative
- Incremental funding distributed to Schools, Colleges, academic and administrative support units to fund academic, strategic and operational needs through new budget model



CU Boulder FY 2023-24 Budget Balancing

- -\$11.6 million general operating budget reduction in FY 2023-24
 - FY 2022-23 revenue came in lower than initially projected, so campus reduced planned increase in operating
 - Absorbed reduction in FY 2022-23 to minimize reduction in FY 2023-24
 - Reduced budget in FY 2023-24 to permanently reflect adjustment



CU Boulder FY 2023-24 Expenditures

Expenses	FY 2022-23 Budget	FY 2023-24 Recommendation	
		\$ Change	% Change
Operating Expense			
Compensation			
Salary Faculty	\$268,224,769	\$10,728,991	4.0%
Salary Exempt	\$171,592,754	\$6,863,710	4.0%
Salary Classified and Hourly	\$47,159,358	\$2,294,515	4.9%
Integrate FY 2021-22 Comp Increase		\$1,400,000	
Benefits - Faculty and Exempt	\$140,014,709	\$11,130,204	7.9%
Benefits - Classified and Hourly	\$19,040,462	\$1,287,682	6.8%
Mandatory Transfers/Other	\$0	\$0	0.0%
General Operating	\$160,272,871	(\$11,644,459)	-7.3%
Deferred Maintenance	\$21,941,025	\$0	0.0%
Library Materials	\$17,254,713	\$0	0.0%
Utilities	\$24,740,947	\$0	0.0%
Institutional Financial Aid	\$132,069,590	\$1,981,351	1.5%
ICCA	\$27,175,482	\$1,205,743	4.4%
Insurance*	\$9,073,815	\$0	0.0%
Operating Expense Total	\$1,038,560,495	\$25,247,737	2.4%

*Insurance increase to be paid from campus reserves for 2023-24.



University of Colorado

Boulder | Colorado Springs | Denver | Anschutz Medical Campus

CU Boulder FY 2023-24 Expenditures (Cont.)

Expenses	FY 2022-23 Budget	FY 2023-24 Recommendation	
		\$ Change	% Change
Campus Initiatives			
Chancellors DEI		\$1,000,000	
Minimum Wage		\$3,239,417	
Faculty Compensation		\$1,200,000	
Initiatives Subtotal	\$0	\$5,439,417	
Total Estimated Budget	\$1,038,560,495	\$1,069,247,649	3.0%



CU Boulder FY 2023-24 Revenues (Change)

Projected General Fund Revenue Increases	Original Budget FY 2022-23	FY 2023-24 Recommendation
Tuition		
Resident Undergraduate	\$216,841,004	\$6,570,567
Non-Resident Undergraduate	\$496,195,671	\$12,786,405
Resident Graduate	\$57,337,806	(\$4,869,949)
Non-Resident Graduate	\$72,660,646	\$793,566
International Undergraduate*	\$39,199,458	\$1,010,126
Student Fees	\$8,892,341	\$0
State Revenue	\$102,376,033	\$10,101,875
Indirect Cost Reimbursement	\$77,737,507	\$4,532,372
Other Revenue	\$6,519,487	\$772,318
Total Projected Revenue Increase	\$1,038,560,495	\$30,687,154
Revenue Over/(Under) Expenditures	\$0	\$0

*Included in non-resident undergraduate total (non-add).



CU Boulder FY 2023-24 Tuition

Projected Tuition Revenue Sources	FY 2022-23 Original Budget (Current Rate)	FY 2023-24 Recommendation	Comments
Resident Undergraduate Tuition Rate (new students)	\$11,520		
Dollar Change		\$456	
Percent Change*		4.0%	
Proposed Resident Undergraduate Tuition Rate		\$11,976	
Non-Resident Undergraduate Tuition Rate (new students)	\$38,770		
Dollar Change		\$1,550	
Percent Change*		4.0%	
Proposed Non-Resident Undergraduate Tuition Rate		\$40,320	
Resident Graduate Tuition Rate	\$12,528		
Dollar Change		\$486	
Percent Change**		4.0%	
Proposed Resident Graduate Tuition Rate		\$13,014	
Non-Resident Graduate Tuition Rate	\$33,174		
Dollar Change		\$954	
Percent Change**		4.0%	
Proposed Non-Resident Graduate Tuition Rate		\$34,488	
International Undergraduate Tuition Rate	\$40,670		
Dollar Change		\$1,626	
Percent Change**		4.0%	
Proposed Resident Graduate Tuition Rate		\$42,296	

*CU Boulder four-year guarantee for incoming FY 2023-24 freshman and transfer cohort only.

**0.0% Tuition and Mandatory Fee increase for continuing cohorts within period of guarantee.

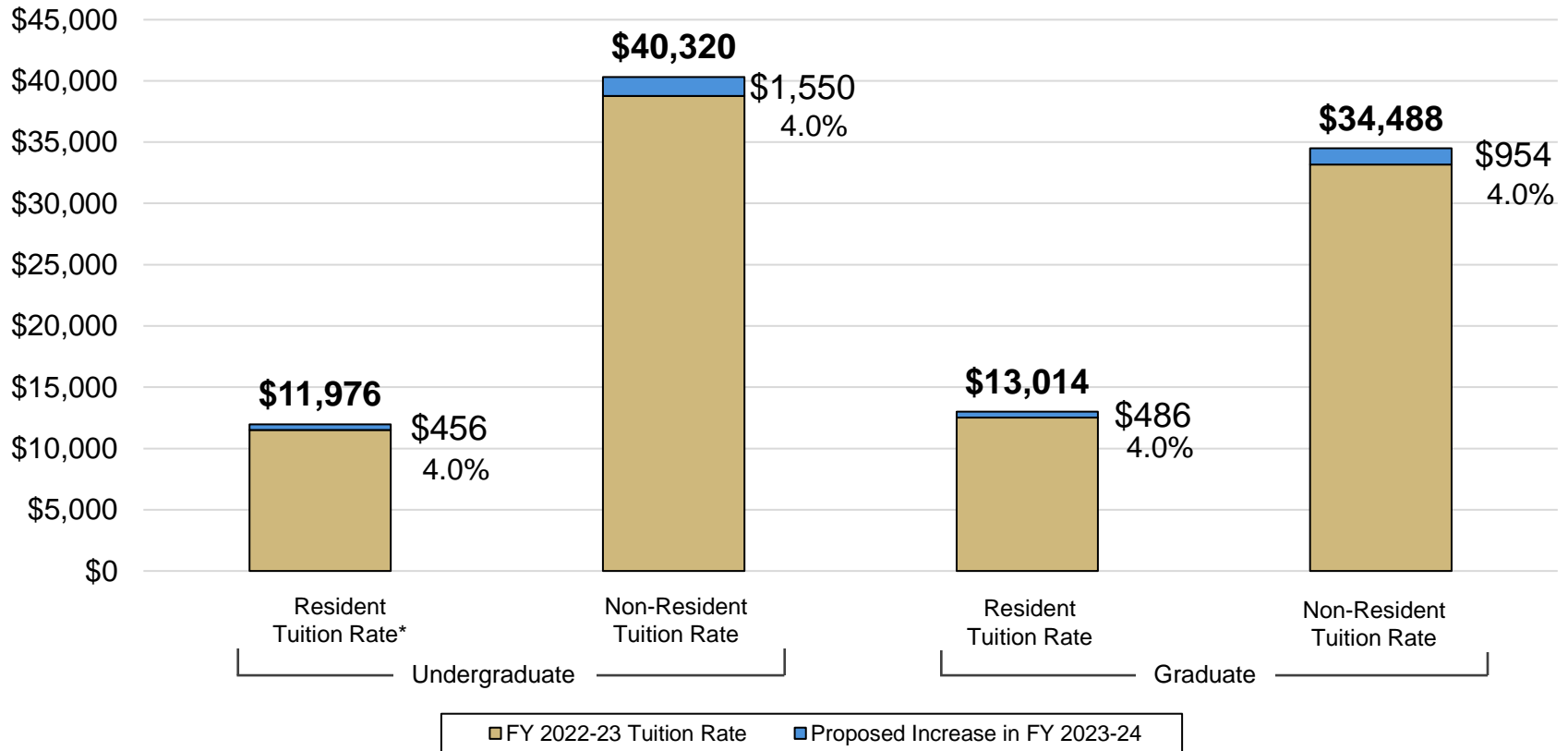


University of Colorado

Boulder | Colorado Springs | Denver | Anschutz Medical Campus

CU Boulder FY 2023-24 Tuition

*Applies to first time undergraduate students only



FY 2023-24 undergraduate rates are for first time students and transfer students only.
 Current undergraduate seniors will get one additional year of the tuition and mandatory fee guarantee.

CU Boulder FY 2023-24 Fee Proposals

Fee Name	Charge Frequency ⁽¹⁾	FY 2023 Current Rate	FY 2024 Proposed Rate	Dollar Change	Percent Change
Course Specific Fees and Instructional Program Fees: All course and program fees eliminated effective fall 2018					
Student Activity Fees					
CUSG Student Activity Fee	per semester	\$399.76	\$409.76	\$10.00	2.5%
Mental Health Resource Fee	per semester	\$77.40	\$97.40	\$20.00	25.8%
Law School²					
Law Graduation Fee	per semester	\$40.00	\$0.00	(\$40.00)	(100.0%)
Law Student Services Fee	per semester	\$150.00	\$190.00	\$40.00	26.7%
<i>Net Law School Fee Change</i>	<i>per semester</i>	<i>\$190.00</i>	<i>\$190.00</i>	<i>\$0.00</i>	<i>0.0%</i>
Housing & Dining Fees³					
Residence Hall standard room & board	per semester	\$8,073.00	\$8,476.00	\$403.00	5.0%
Bear Creek apartments	per semester	\$5,090.00	\$5,344.00	\$254.00	5.0%
Graduate and Family Housing apartments	per month	\$1,458.00	\$1,501.00	\$43.00	2.9%

Notes:

- 1) Annual, per-term, per course, per credit hour, etc.
- 2) Law School is rolling graduation fee into the student services fee
- 3) Rates listed are for a standard double in the residence halls, a two bedroom/one bath in Bear Creek, and a two-bedroom furnished apartment in Athens/Marine Court in Graduate Family Housing



A scenic mountain valley with a sun flare and lens effects. The sun is low in the sky, creating a warm, golden glow and several circular lens flare patterns. The valley is filled with dense evergreen forests, and the mountainsides are rugged and rocky. The sky is blue with scattered white clouds. The overall mood is bright and natural.

CU Denver



University of Colorado

Boulder | Colorado Springs | Denver | Anschutz Medical Campus

CU Denver FY 2023-24 Enrollment Projection

- Overall decrease of -2.7% in enrollment for FY 2023-24
- Undergraduate enrollment projected to decline -2.3%
 - New freshmen enrollment anticipated to remain in line with fall 2022
 - New transfers expected to decrease, following recent trends
 - Continuing undergraduates projected to decline given pandemic-related enrollment decreases experienced since fall 2020
- Graduate enrollment projected to decrease -3.5%
 - Number of new graduate students returning to pre-pandemic levels
 - Total number of continuing graduate students anticipated to decline as larger cohorts graduate



CU Denver FY 2023-24 Enrollment Projection (Cont.)

Headcount Enrollment*	FY 2022-23 Adjusted Base	FY 2023-24 Projection	Count Change	Percent Change
Resident Undergraduate	8,480	8,271	(209)	-2.5%
Non-Resident Undergraduate	1,450	1,429	(21)	-1.4%
Domestic	1,053	1,024	(29)	-2.8%
International	397	405	8	2.0%
Resident Graduate	3,496	3,291	(205)	-5.9%
Non-Resident Graduate	1,083	1,127	44	4.1%
Domestic	508	519	11	2.2%
International	575	608	33	5.7%
Total Undergraduate	9,930	9,700	(230)	-2.3%
Total Graduate	4,579	4,418	(161)	-3.5%
Total Resident	11,976	11,562	(414)	-3.5%
Total Non-Resident	2,533	2,556	23	0.9%
Total Enrollment	14,509	14,118	(391)	-2.7%

Of the revised 14,509 total students in FY 2022-23, 3,951 are new and 10,558 are retained.

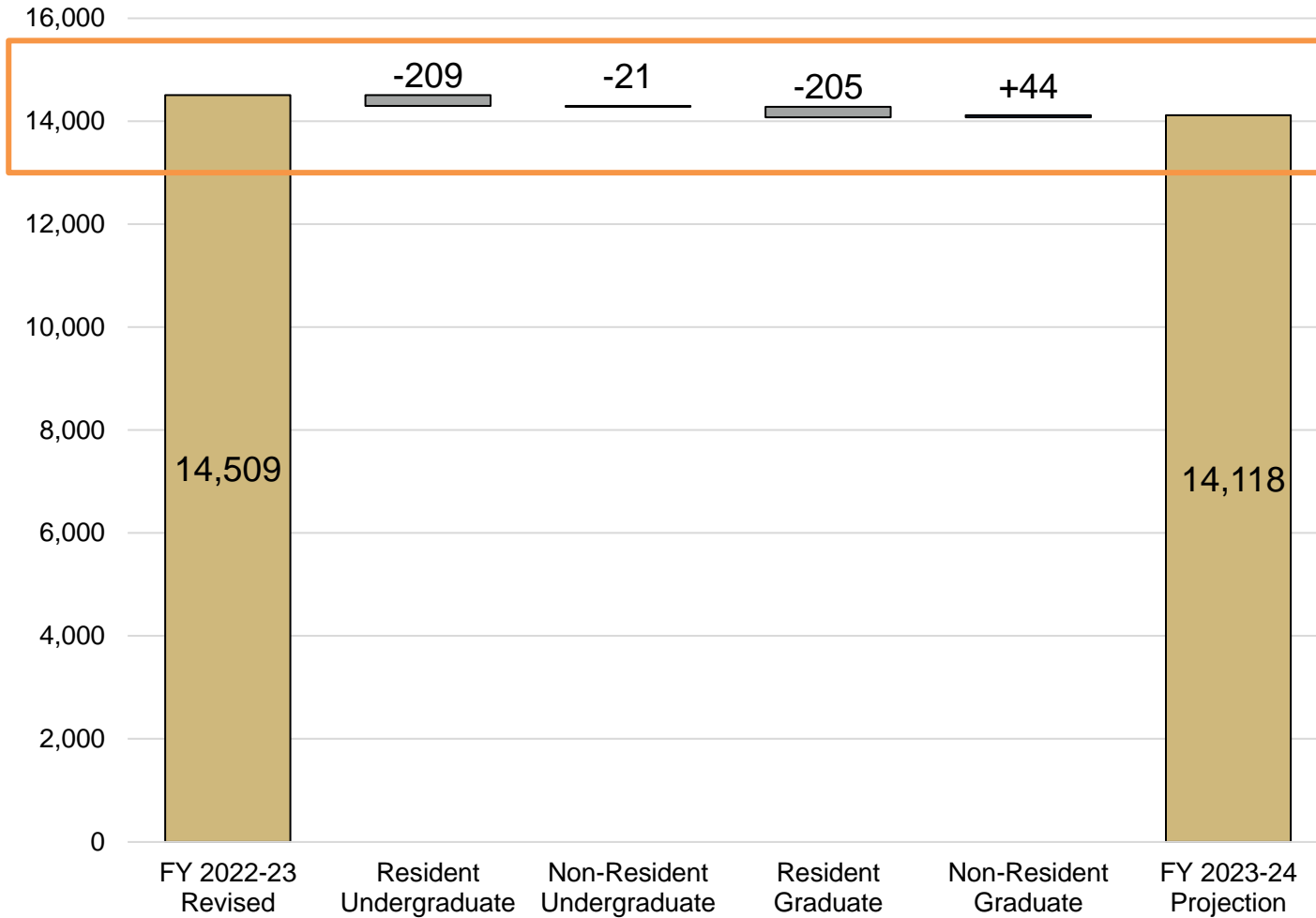
Of the projected 14,118 total students in FY 2023-24, 3,772 are new (-4.5% decrease) and 10,346 (-2.0% decrease) are retained.

Note:

*Includes degree and non-degree seeking students with state reportable hours only.

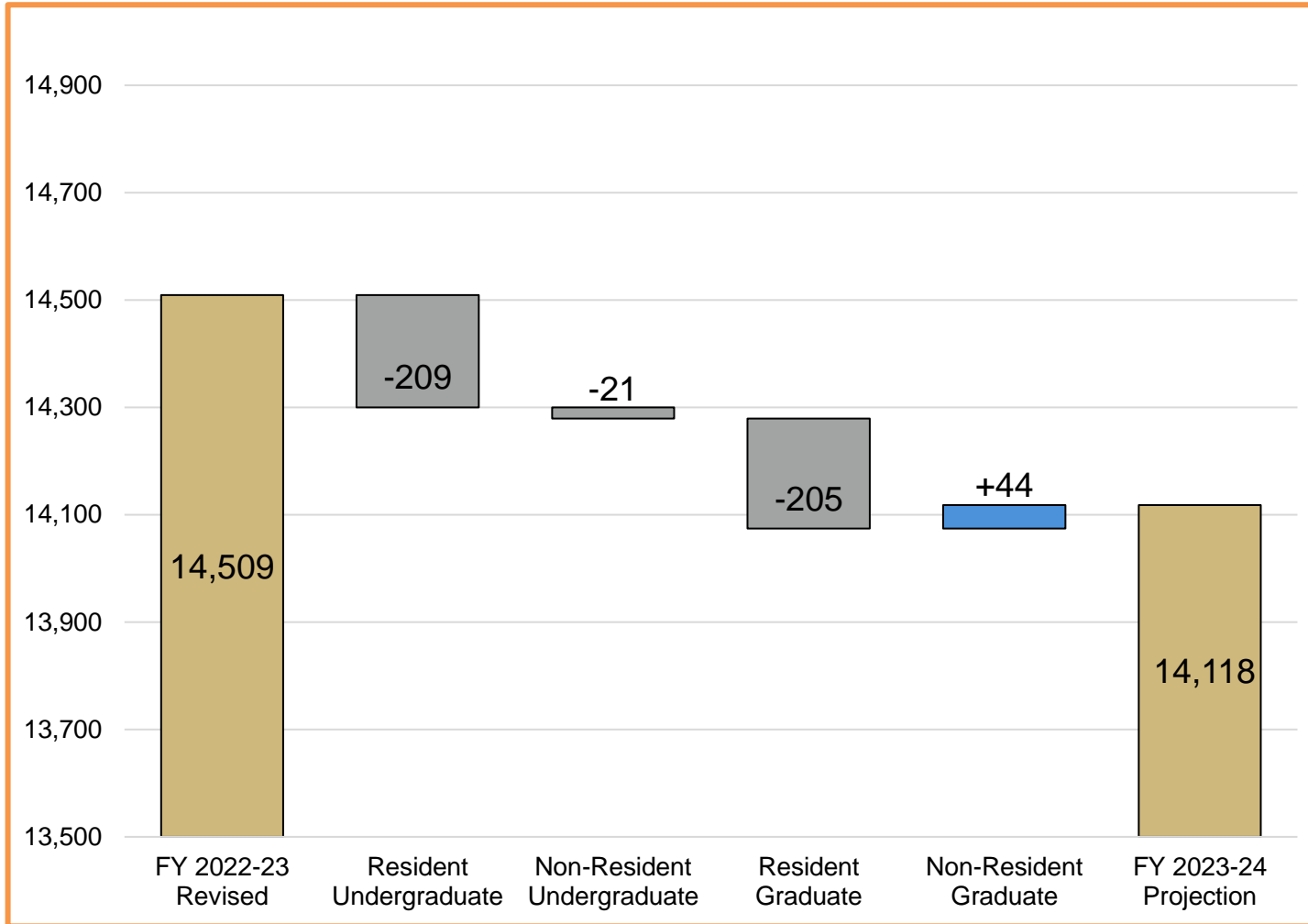


CU Denver Enrollment (At Scale) FY 2022-23 to FY 2023-24



FY 2022-23 to
FY 2023-24
Projected
Enrollment
Change =
-391, -2.7%

CU Denver Enrollment (Zoomed In, Not to Scale) FY 2022-23 to FY 2023-24



FY 2022-23 to
FY 2023-24
Projected
Enrollment
Change =
-391, -2.7%

CU Denver FY 2023-24 Budget Highlights

Tuition and Compensation

- 5.0% tuition rate increase for all students
- 3.0% merit pool
 - Plus 2.0% pool for compression, retention and equity

Budget Outlook

- Ongoing commitment to investment in affordability and access for students through increase in Institutional Financial Aid to keep pace with tuition and fee rate changes
- Estimated mandatory cost increases, including HLD, FAMLI, Denver minimum wage, AHEC, ICCA, and other operating increases and compensation increases, exceed anticipated revenue growth resulting in general operating budget shortfall



CU Denver FY 2023-24 Budget Balancing

- Launched multi-year, collaborative Strategic Realignment of Resources process
 - Strong involvement from faculty and staff from across campus
- Developed budget reduction items with campus and shared governance leadership, ensuring alignment with campus strategic plan
- Proposals fall into the following categories:
 - Phased retirements
 - Elimination of vacant positions
 - Reductions to operating budgets
 - Course efficiencies
 - Technology efficiencies



CU Denver FY 2023-24 Expenditures

Expenses	FY 2022-23 Budget	FY 2023-24 Recommendation	
		\$ Change	% Change
Operating Expense			
Compensation*			
Salary Faculty	\$68,713,250	\$843,645	1.2%
Salary Exempt	\$51,796,617	(\$49,577)	-0.1%
Salary Classified and Hourly	\$8,173,543	\$423,900	5.2%
Integrate FY 2021-22 Comp Increase		\$525,000	
Benefits - Faculty and Exempt	\$37,374,178	\$609,952	1.6%
Benefits - Classified and Hourly	\$4,647,412	\$155,320	3.3%
Mandatory Transfers/Other	(\$1,767,084)	\$21,210	-1.2%
General Operating	\$39,148,104	\$4,858,796	12.4%
Deferred Maintenance	\$0	\$0	0.0%
Library Materials	\$4,167,960	(\$241,835)	-5.8%
Utilities	\$934,591	\$260,120	27.8%
Institutional Financial Aid	\$15,315,143	\$0	0.0%
ICCA	\$5,289,521	\$224,458	4.2%
Insurance	\$1,074,926	\$29,651	2.8%
Operating Expense Total	\$234,868,161	\$7,660,640	3.3%

*Compensation shown here reflects a 3.0% merit pool. A 2% pool for compression, retention and equity is shown as a campus budget initiative on the following slide.



CU Denver FY 2023-24 Expenditures (Cont.)

Expenses	FY 2022-23 Original Budget	FY 2023-24 Recommendation	
		\$ Change	% Change
Operating Expense			
Campus Initiatives			
Financial Aid		\$605,000	
Compression, Retention and Equity (2% pool)		\$3,108,110	
Initiatives Subtotal		\$3,713,110	
Total Estimated Budget	\$234,868,161	\$11,373,750	4.8%



CU Denver Revenues (Change), FY 2023-24

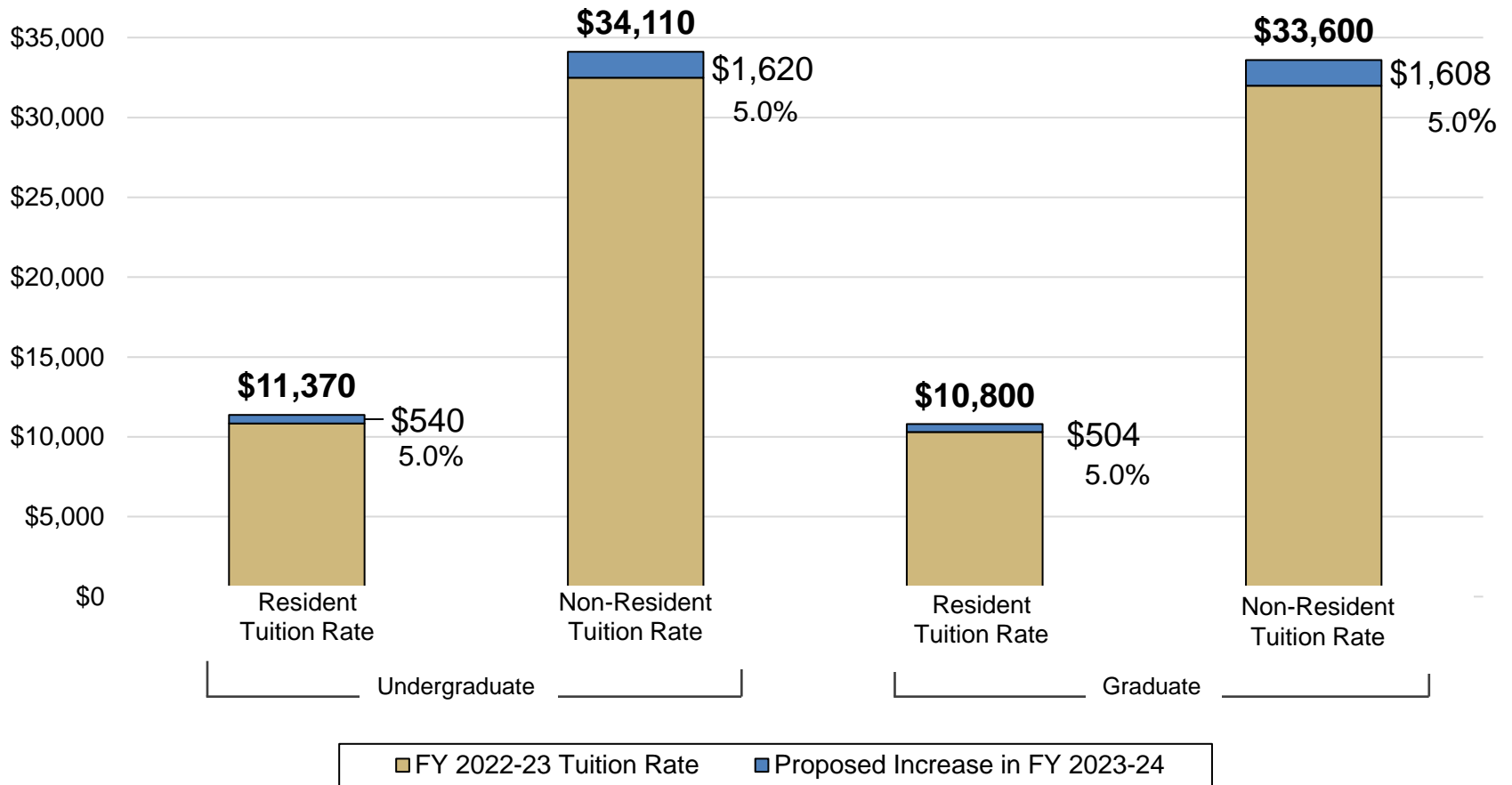
Projected General Fund Revenue Increases	Original Budget FY 2022-23	Change FY 2023-24
Tuition		
Resident Undergraduate	\$83,109,324	\$1,940,355
Non-Resident Undergraduate	\$35,102,780	\$2,201,167
Resident Graduate	\$30,440,901	(\$3,780,705)
Non-Resident Graduate	\$14,587,547	\$5,589,231
Student Fees	\$9,587,405	(\$757,848)
State Revenue	\$51,034,559	\$6,181,550
Indirect Cost Reimbursement	\$3,575,127	\$0
Denver AHEC Library Funding	\$5,941,972	\$0
Other Revenue	\$1,488,546	\$0
Total Projected Revenue Increase	\$234,868,161	\$11,373,750
Revenue Over/(Under) Expenditures	\$0	\$0

CU Denver FY 2023-24 Tuition

Projected Tuition Revenue Sources	FY 2022-23 Original Budget (Current Rate)	FY 2023-24 Recommendation	Comments
Resident Undergraduate Tuition Rate	\$10,830		
Dollar Change		\$540	
Percent Change*		5.0%	
Proposed Resident Undergraduate Tuition Rate		\$11,370	
Non-Resident Undergraduate Tuition Rate	\$32,490		
Dollar Change		\$1,620	
Percent Change*		5.0%	
Proposed Non-Resident Undergraduate Tuition Rate		\$34,110	
Resident Graduate Tuition Rate	\$12,870		Proposing increase to graduate Business tuition differential of \$25 per credit hour.
Dollar Change		\$630	
Percent Change**		4.9%	
Proposed Resident Graduate Tuition Rate		\$13,500	
Non-Resident Graduate Tuition Rate	\$39,990		Proposing increase to graduate Business tuition differential of \$25 per credit hour.
Dollar Change		\$2,010	
Percent Change**		5.0%	
Proposed Non-Resident Graduate Tuition Rate		\$42,000	
International Undergraduate Tuition Rate	\$34,110		
Dollar Change		\$1,710	
Percent Change**		5.0%	
Proposed Resident Graduate Tuition Rate		\$35,820	



CU Denver FY 2023-24 Tuition



CU Denver and Auraria FY 2023-24 Fee Proposals

Fee Name	Charge Frequency ⁽¹⁾	FY 2023 Current Rate	FY 2024 Proposed Rate	Dollar Change	Percent Change
<i>Student Activity Fees</i>					
Auraria Campus Fee	Per Semester	\$120.20	\$127.66	\$7.46	6.2%
CU Denver Wellness Center Fee	Per Credit Hour	\$12.00	\$12.34	\$0.34	2.8%
<i>Housing and Dining Rates</i>					
Standard Double	Per Semester	\$4,775.00	\$4,920.00	\$145.00	3.0%
Standard Meal Plan	Per Semester	\$2,125.00	\$2,310.00	\$185.00	8.7%



A scenic mountain valley with a sun flare and lens flare effects. The sun is low in the sky, creating a warm, golden glow over the landscape. The valley is filled with dense evergreen forests, and the mountainsides are rugged and rocky. The sky is blue with scattered white clouds. The overall mood is peaceful and majestic.

Colorado Springs



University of Colorado

Boulder | Colorado Springs | Denver | Anschutz Medical Campus

UCCS FY 2023-24 Enrollment Projection

- Overall enrollment projected to decline -0.9% in fall 2023
 - Projected decline in resident undergraduate and graduate enrollment
 - Increased competition for resident undergraduate students
- Non-resident undergraduate enrollment projected to increase 8.3%
- Projections show international population (at all levels) returning post pandemic



UCCS FY 2023-24 Enrollment Projections (Cont.)

Headcount Enrollment*	FY 2022-23 Revised	FY 2023-24 Projection	Count Change	Percent Change
Resident Undergraduate	7,803	7,600	(203)	-2.6%
Non-Resident Undergraduate	1,206	1,306	100	8.3%
Domestic	1,151	1,226	75	6.5%
International	55	80	25	45.5%
Resident Graduate	1,554	1,560	6	0.4%
Non-Resident Graduate	240	240	0	0.0%
Domestic	179	159	(20)	-11.2%
International	61	81	20	32.8%
Total Undergrad	9,009	8,906	(103)	-1.1%
Total Graduate	1,794	1,800	6	0.3%
Total Resident	9,357	9,160	(197)	-2.1%
Total Non-Resident	1,446	1,546	100	6.9%
Total Enrollment	10,803	10,706	(97)	-0.9%

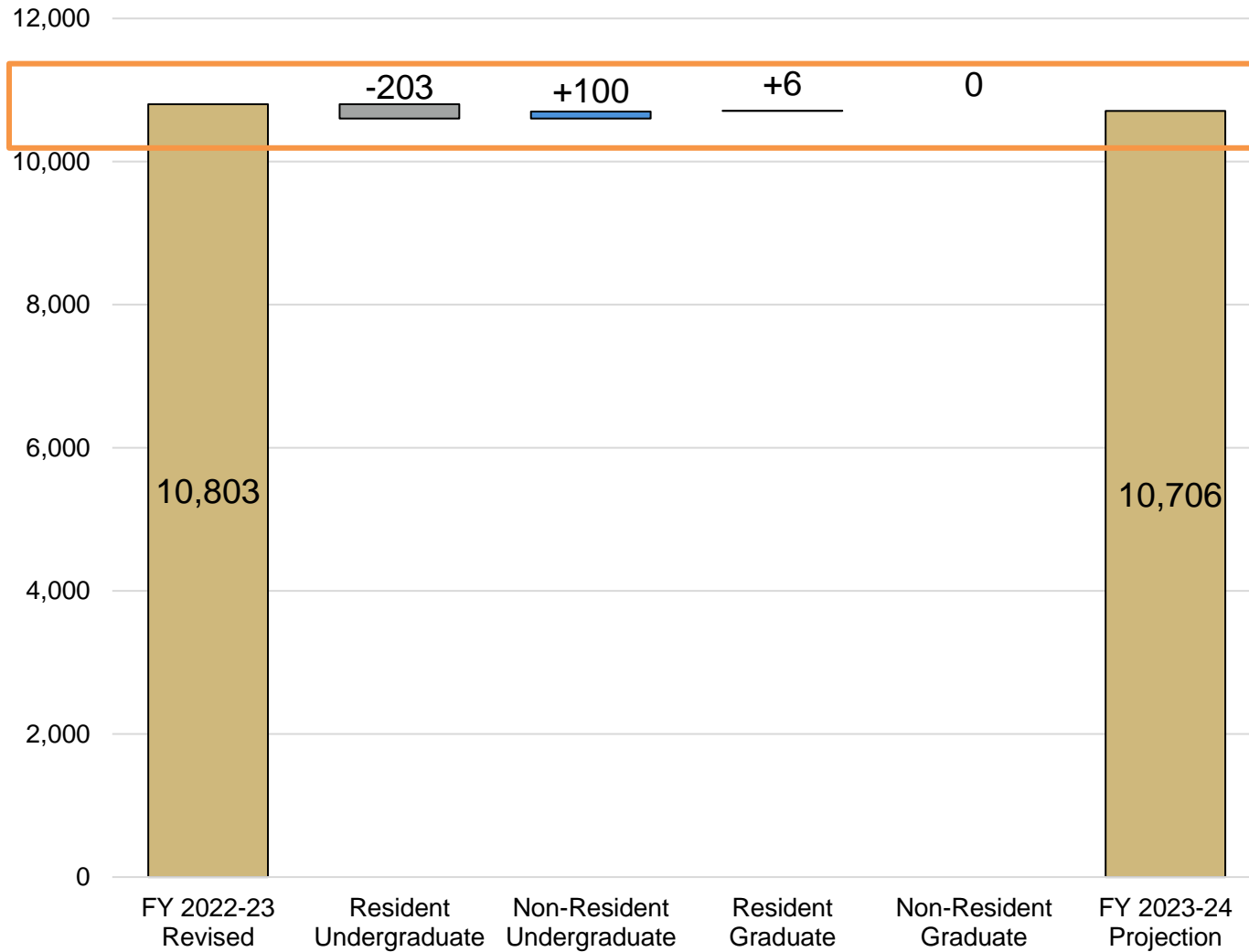
Of the revised 10,803 total students in FY 2022-23, 3,133 are new and 7,670 are retained.

Of the projected 10,706 total students in FY 2023-24, 3,212 (2.5% increase) are new students and 7,494 (2.3% decrease) are retained.

Note:

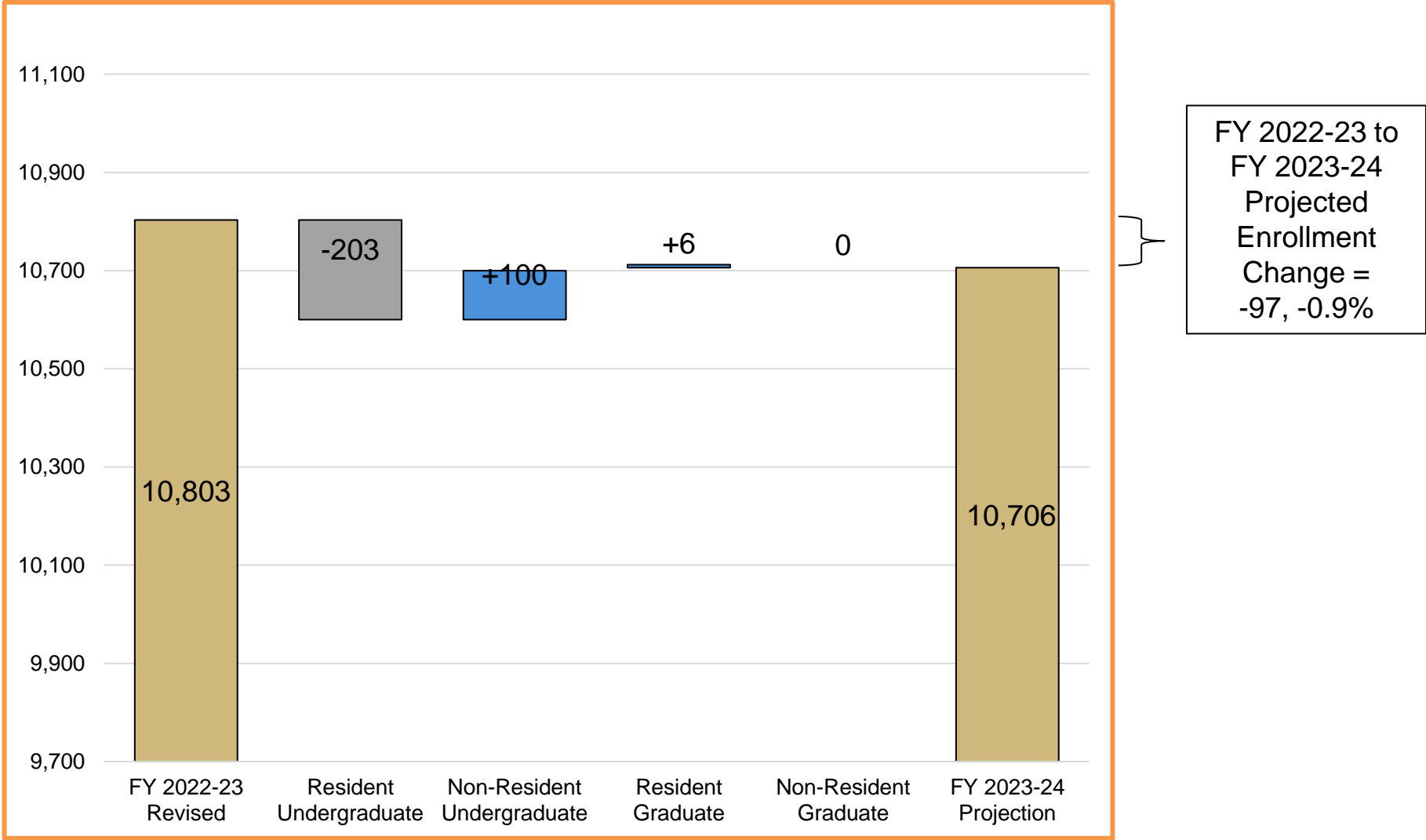
*Includes degree and non-degree seeking students with state reportable hours only

UCCS Enrollment (At Scale) FY 2022-23 to FY 2023-24



FY 2022-23 to
FY 2023-24
Projected
Enrollment
Change =
-97, -0.9%

UCCS Enrollment (Zoomed In, Not to Scale) FY 2022-23 to FY 2023-24



UCCS FY 2023-24 Budget Highlights

Tuition and Compensation

- 5.0% to 5.1% tuition rate increase for all students
- 3.5% merit pool
 - Plus 0.5% pool for compression, retention and equity
- Increase in hourly minimum wages for staff and students

Budget Outlook

- Costs continue to increase at rates higher than projected revenues, due to enrollment declines contributing to a structural budget shortfall and requiring budget cuts



UCCS FY 2023-24 Budget Balancing

- Transparent and collaborative, multi-year approach underway to balance FY 2023-24 and future budgets in alignment with Strategic Plan
- Budget discussions include all stakeholders and faculty, staff, and student shared governance groups
- All colleges and campus departments identified additional cuts to help fund broader campus priorities
 - Priorities include proforma budgets for new programs and other strategic initiatives
- Resource reallocation strategies include:
 - Review of vacant positions for elimination
 - Consolidating positions for savings and efficiencies
 - Course efficiencies such as consolidating course offerings, increasing class sizes, changing modality, etc.
 - Operating cuts



UCCS FY 2023-24 Expenditures

Expenses	FY 2022-23 Budget	FY 2023-24 Recommendation	
		\$ Change	% Change
Operating Expense			
Compensation*			
Salary Faculty	\$52,402,583	\$2,126,551	4.1%
Salary Exempt	\$32,376,484	(\$474,315)	-1.5%
Salary Classified and Hourly	\$9,674,884	\$200,903	2.1%
Integrate FY 2021-22 Comp Increase		\$525,000	
Benefits - Faculty and Exempt	\$28,999,132	\$1,902,174	6.6%
Benefits - Classified and Hourly	\$4,673,411	\$279,608	6.0%
Mandatory Transfers/Other	\$4,034,143	\$215,000	5.3%
General Operating	\$14,336,016	(\$216,505)	-1.5%
Deferred Maintenance	\$1,276,523	\$0	0.0%
Library Materials	\$1,947,274	\$97,364	5.0%
Utilities	\$3,007,654	\$90,230	3.0%
Institutional Financial Aid	\$14,302,819	\$679,911	4.8%
ICCA	\$4,358,638	\$124,426	14.9%
Insurance	\$308,802	\$62,557	20.3%
Operating Expense Total	\$171,698,363	\$5,612,904	3.3%

*Compensation shown here reflects a 3.5% merit pool. A 0.5% pool for compression, retention and equity is shown as a campus budget initiative on the following slide.



UCCS FY 2023-24 Expenditures (Cont.)

Expenses	FY 2022-23 Budget	FY 2023-24 Recommendation	
		\$ Change	% Change
Campus Initiatives			
Minimum Wage		\$861,300	
Compression, Retention and Equity (0.5% pool)		\$453,434	
Proformas		\$451,509	
Initiatives Subtotal	\$0	\$1,766,243	
Total Estimated Budget	\$171,698,363	\$7,379,147	4.3%



UCCS FY 2023-24 Revenues (Change)

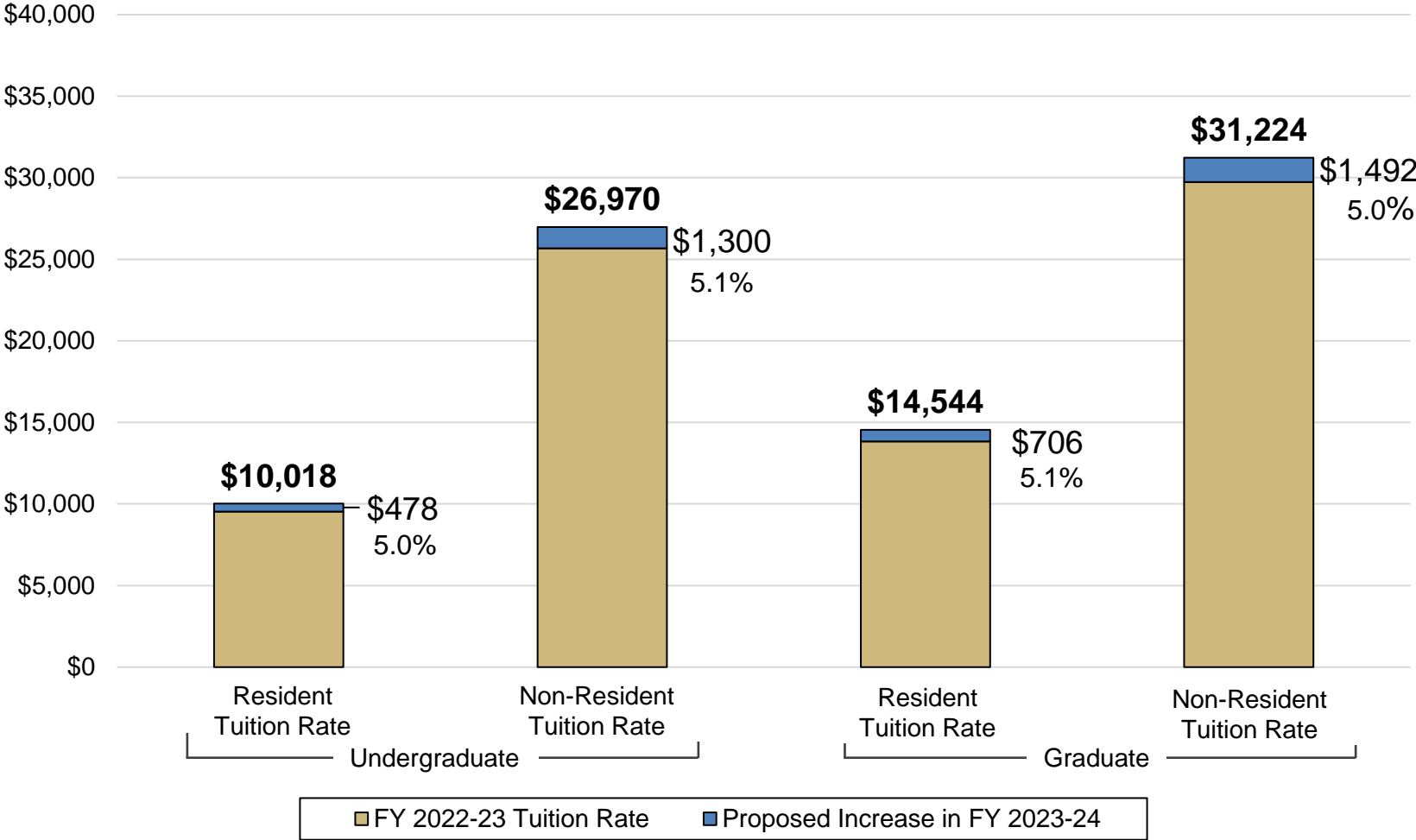
Projected General Fund Revenue Increases	Original Budget FY 2022-23	FY 2023-24 Recommendation
Tuition		
Resident Undergraduate	\$73,542,117	(\$668,504)
Non-Resident Undergraduate	\$26,540,303	\$3,652,944
Resident Graduate	\$15,216,373	\$566,314
Non-Resident Graduate	\$4,536,218	(\$158,474)
Student Fees	\$4,788,523	\$0
State Revenue	\$43,461,551	\$3,986,867
Indirect Cost Reimbursement	\$1,134,602	\$0
Other Revenue	\$2,478,676	\$0
Total Projected Revenue Increase	\$171,698,363	\$7,379,147
Revenue Over/(Under) Expenditures	\$0	\$0



UCCS Tuition, FY 2023-24

Projected Tuition Revenue Sources	FY 2022-23 Original Budget (Current Rate)	FY 2023-24 Recommendation	Comments
Resident Undergraduate Tuition Rate	\$9,540		
Dollar Change		\$478	
Percent Change*		5.0%	
Proposed Resident Undergraduate Tuition Rate		\$10,018	
Non-Resident Undergraduate Tuition Rate	\$25,670		
Dollar Change		\$1,300	
Percent Change*		5.1%	
Proposed Non-Resident Undergraduate Tuition Rate		\$26,970	
Resident Graduate Tuition Rate	\$13,836		
Dollar Change		\$706	
Percent Change**		5.1%	
Proposed Resident Graduate Tuition Rate		\$14,544	
Non-Resident Graduate Tuition Rate	\$29,732		
Dollar Change		\$1,492	
Percent Change**		5.0%	
Proposed Non-Resident Graduate Tuition Rate		\$31,224	

UCCS FY 2023-24 Tuition



UCCS FY 2023-24 Fee Proposals

Fee Name	Charge Frequency	FY 2023 Current Rate	FY 2024 Proposed Rate	Dollar Change	Percent Change
Instructional Program Fees: College of Nursing and Health Sciences					
Pre-Licensure Undergraduate Nursing Students					
*Nursing Program Books and Resources	Per Course	*\$3,464	*\$0	*-\$3,464	*-100%
		**\$298		**\$2,549	**\$2,251
**ATI Resources and Standardized Testing Fee		\$3,762		-\$1,213	-32%

*Adoption of the new ATI platform will reduce costs for books and other resources. **The estimated program savings to students is \$1,213, -32%.***



UCCS FY 2023-24 Fee Proposals (Cont.)

Fee Name	Charge Frequency	FY 2023 Current Rate	FY 2024 Proposed Rate	Dollar Change	Percent Change
Student Activity Fees					
Transportation and Safety Fee ¹	Per Semester	\$108.75/\$54.37	\$117.46/\$58.73	\$8.71/\$4.36	8.0%
Athletics Fee ¹	Credit Hour	\$10.20	\$11.02	\$0.82	8.0%
Green Action Fund ²	Per Semester	\$5.25/\$2.63	\$0	-\$5.25/-\$2.63	-100%
Family Development Center Bond Fee ¹	Per Semester	\$10.62/\$5.31	\$11.47/\$5.74	\$0.85/\$0.43	8.0%/7.7%
Family Development Center Operating Fee ¹	Per Semester	\$3.19/\$1.59	\$3.45/\$1.72	\$0.26/\$0.13	8.0%
Media Fee ¹	Credit Hour	\$0.56	\$0.60	\$0.04	7.1%
Wellness Center Fee ¹	Per Semester	\$63.72/\$31.86	\$68.82/\$34.41	\$5.10/\$2.55	8.0%
Wellness Center Health & Mental Health Referendum ³	Per Semester	\$0	\$63.72	\$63.72	N/A
Campus Recreation Center Bond Fee ¹	Per Semester	\$169.92/\$84.96	\$183.53/\$91.77	\$13.61/\$6.81	8.0%
Student Recreation Fee ¹	Credit Hour	\$1.06	\$1.14	\$0.08	7.5%
University Center Bond Fee ¹	Per Semester	\$35.05/\$17.52	\$37.86/\$18.93	\$2.81/\$1.41	8.0%
	Credit Hour	\$10.09	\$10.90	\$0.81	8.0%
Student Activities Fee ¹	Per Semester	\$14.87/\$7.43	\$16.06/\$8.04	\$1.19/\$0.61	8.0%

Notes:

- 1) Inflationary increase of 8.01%, based on 2022 CPI.
- 2) Not renewed for FY 2023-24.
- 3) Approved (Wellness Center Health and Mental Health Referendum). Certified March 28, 2023.

UCCS FY 2023-24 Fees Proposals (Cont.)

Fee Name	Charge Frequency	FY 2023 Current Rate	FY 2024 Proposed Rate	Dollar Change	Percent Change
<i>Housing & Dining Fees</i>					
First Year VAV (includes meals and parking)					
Average	Per Semester	\$6,767	\$7,035	\$268	4.0%
Example: VAV Two Shared Bedrooms in a Suite	Per Semester	\$6,549	\$6,789	\$240	3.7%
Alpine Apartments (includes parking, no meals)					
Average	Per Semester	\$6,122	\$6,369	\$247	4.0%
Example: Four Bedroom Apartment	Per Semester	\$4,999	\$5,199	\$200	4.0%

CU Anschutz



University of Colorado

Boulder | Colorado Springs | Denver | Anschutz Medical Campus

CU Anschutz FY 2023-24 Enrollment Projection

- FY 2023-24 enrollments projected to be 5.6% higher than FY 2022-23 census
 - Enrollment growth projected across all levels and residencies
- College of Nursing targeting enrollment growth in undergraduate BS program
- School of Pharmacy planning for 2.7% overall enrollment increase
 - Enrollment in new Cannabis Science and Medicine track under Masters in Pharmaceutical Sciences projected to grow 26.8%
 - PharmD enrollments projected to decline -2.1%, consistent with national decline in number of applications to pharmacy schools
- PhD of Public Health planning for 14.3% increase



CU Anschutz FY 2023-24 Enrollment Projection (Cont.)

Headcount Enrollment*	FY 2022-23 Census	FY 2023-24 Projection	Count Change	Percent Change
Resident Undergraduate	442	529	87	19.7%
Non-Resident Undergraduate	43	60	17	39.5%
Domestic				
International				
Resident Graduate	3,011	3,095	84	2.8%
Non-Resident Graduate	979	1,043	64	6.5%
Domestic				
International				
Total Undergraduate	485	589	104	21.4%
Total Graduate	3,990	4,138	148	3.7%
Total Resident	3,453	3,624	171	5.0%
Total Non-Resident	1,022	1,103	81	7.9%
Total Enrollment	4,475	4,727	252	5.6%

Of the revised 4,475 total students in FY 2022-23, 1,007 are new and 3,468 are continuing.

Of the projected 4,727 total students in FY 2023-24, 1,053 are new (4.6% increase) and 3,674 are continuing (5.9% increase).

Notes:

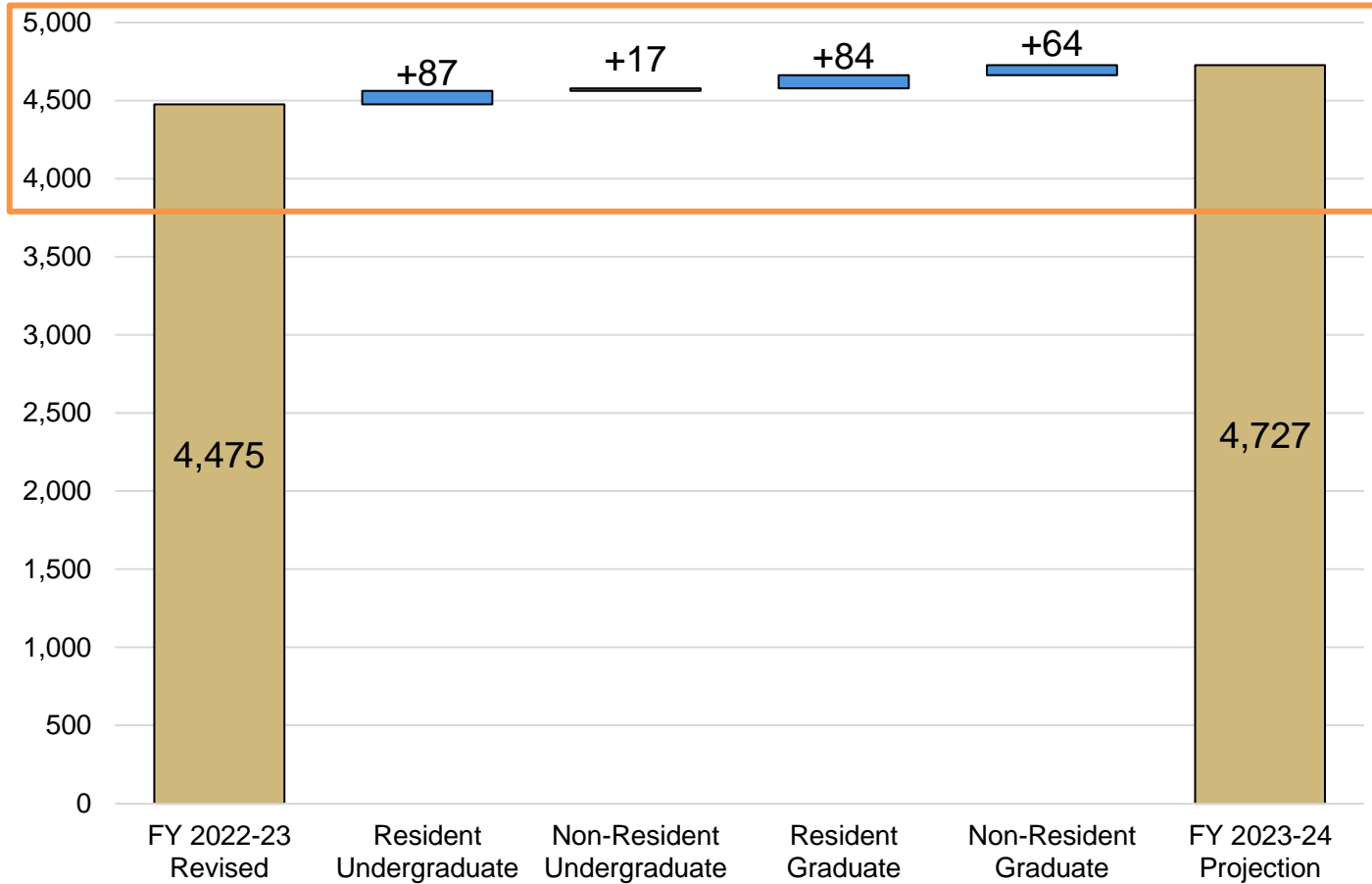
*Includes School of Public Health enrollment at UNC and CSU

In addition to headcount changes, there are changes in credit hour load that may affect tuition revenue

International student data is not forecasted, actuals are reported in census

CU Anschutz Enrollment (At Scale)

FY 2022-23 to FY 2023-24



FY 2022-23 to
FY 2023-24
Projected
Enrollment
Change =
+252, +5.6%

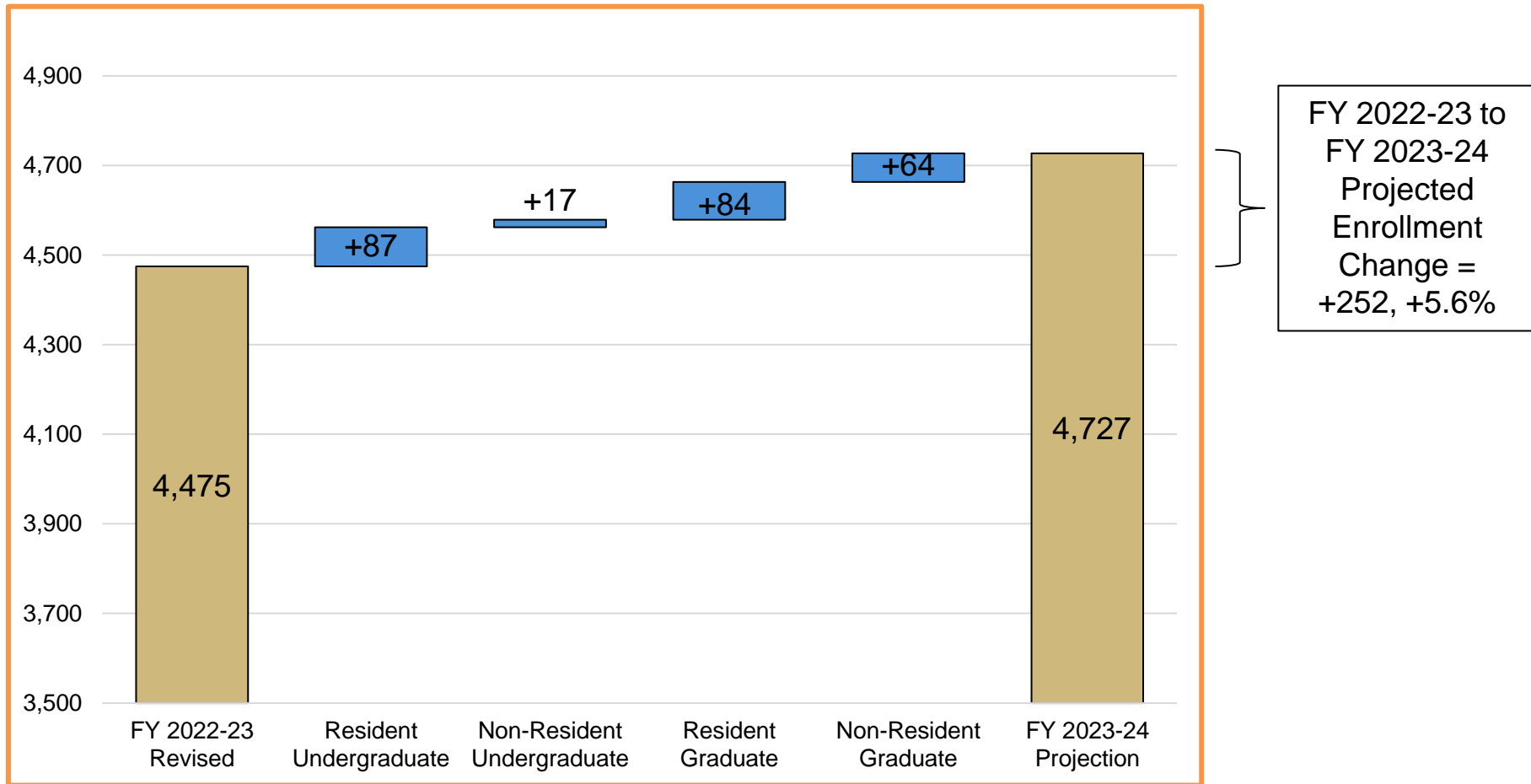


University of Colorado

Boulder | Colorado Springs | Denver | Anschutz Medical Campus

CU Anschutz Enrollment (Zoomed In, Not to Scale)

FY 2022-23 to FY 2023-24



CU Anschutz FY 2023-24 Budget Highlights

Tuition and Compensation

- 4.0% Tuition rate increase for undergraduate residents
- Tuition revenues projected to grow by \$3.8 million
- 4.0% merit pool
 - Plus 4.0% pool for compression, retention and equity

Budget Outlook

- Mandatory operating cost increases



CU Anschutz FY 2023-24 Expenditures

Expenses	FY 2022-23 Budget	FY 2023-24 Recommendation	
		\$ Change	% Change
Operating Expense			
Compensation			
Salary Faculty	\$69,206,900	\$2,768,276	4.0%
Salary Exempt	\$88,776,946	\$3,551,078	4.0%
Salary Classified and Hourly	\$14,183,051	\$731,641	5.2%
Integration of FY 2021-22 Comp Increase		\$1,050,000	
Benefits - Faculty and Exempt	\$52,859,023	\$2,190,184	4.1%
Benefits - Classified and Hourly	\$6,439,117	\$341,506	5.3%
Mandatory Transfers/Other	\$58,880,845	\$1,338,029	2.3%
General Operating	\$53,466,698	\$3,894,407	7.3%
Deferred Maintenance	\$4,077,173	\$0	0.0%
Library Materials	\$3,627,412	\$119,500	3.3%
Utilities	\$4,548,746	\$0	0.0%
Institutional Financial Aid	\$5,914,706	\$0	0.0%
ICCA	\$13,613,740	\$1,156,057	8.5%
Insurance	\$4,278,512	\$355,485	8.3%
Operating Expense Total	\$379,872,869	\$17,496,163	4.6%

*Compensation shown here reflects a 4.0% merit pool. A 4.0% pool for compression, retention and equity is shown as a campus budget initiative on the following slide.



CU Anschutz FY 2023-24 Expenditures (Cont.)

Expenses	FY 2022-23 Budget	FY 2023-24 Recommendation	
		\$ Change	% Change
Campus Initiatives			
Compression, Retention, and Equity (4.0% pool)		\$7,662,628	
Initiatives Subtotal		\$7,662,628	
Total Estimated Budget	\$379,872,869	\$25,158,791	6.6%



CU Anschutz FY 2023-24 Revenues (Change)

Projected General Fund Revenue Increases	Original Budget FY 2022-23	FY 2023-24 Recommendation
Tuition		
Resident Undergraduate	\$8,688,544	\$775,578
Non-Resident Undergraduate	\$2,039,762	\$112,861
Resident Graduate	\$58,332,594	\$1,009,773
Non-Resident Graduate	\$33,234,607	\$1,884,880
Student Fees	\$14,363,109	\$362,836
State Revenue*	\$93,574,841	\$10,185,391
Tobacco	\$15,206,425	\$1,463,108
Marijuana	\$6,825,000	\$0
Indirect Cost Reimbursement	\$132,129,417	\$9,364,364
Other Revenue	\$15,478,571	\$0
Total Projected Revenue Increase	\$379,872,869	\$25,158,791
Revenue Over/(Under) Expenditures	\$0	\$0

*State revenue total includes Federal Medicaid Assistance Percentage (FMAP)



CU Anschutz FY 2023-24 Tuition

Projected Tuition Revenue Sources	FY 2022-23 Original Budget (Current Rate)	FY 2023-24 Recommendation	Comments
Resident Undergraduate Tuition Rate (Nursing)	\$13,620		Rate Assumes 30 Credit hours
Dollar Change		\$540	
Percent Change*		4.0%	
Proposed Resident Undergraduate Tuition Rate		\$14,160	
Non-Resident Undergraduate Tuition Rate (Nursing)	\$29,400		Rate Assumes 30 Credit hours
Dollar Change		\$1,170	
Percent Change*		4.0%	
Proposed Non-Resident Undergraduate Tuition Rate		\$30,570	
Resident Graduate Tuition Rate (Doctor of Medicine, MD)	\$43,450		Doctor of PT, 3.0% Child Health Associate, PA, 6.0% MS Genetics, 3.0% MS Anesthesiology, 4.0%
Dollar Change		\$1,304	
Percent Change**		3.0%	
Proposed Resident Graduate Tuition Rate		\$44,754	
Non-Resident Graduate Tuition Rate (Doctor of Med, MD)	\$69,405		Doctor of PT, 3.0% Child Health Associate, PA, 6.0% MS Genetics, 3.0% MS Anesthesiology, 4.0% Nonres = Accountable student
Dollar Change		\$1,304	
Percent Change**		1.9%	
Proposed Non-Resident Graduate Tuition Rate		\$70,709	
Resident Graduate Tuition Rate (Doctor of Dental Surgery DDS)	\$41,344		
Dollar Change		\$1,240	
Percent Change*		3.0%	
Proposed Resident Undergraduate Tuition Rate		\$42,584	
Non-Resident Graduate Tuition Rate (Doctor of Dental, DDS)	\$66,647		Nonres = Accountable student
Dollar Change		\$1,240	
Percent Change*		1.9%	
Proposed Non-Resident Undergraduate Tuition Rate		\$67,887	



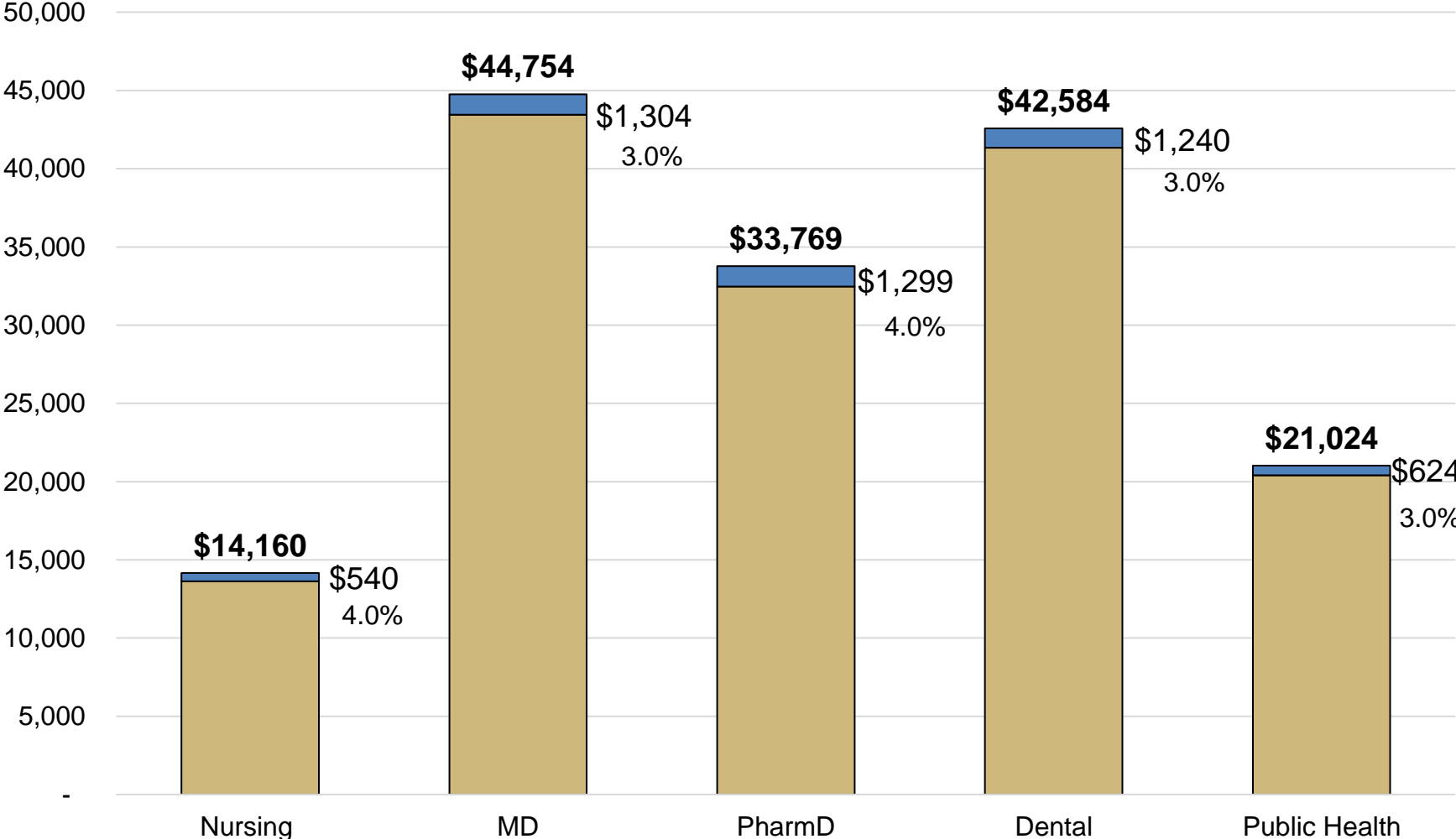
CU Anschutz FY 2023-24 Tuition (Cont.)

Projected Tuition Revenue Sources	FY 2022-23 Original Budget (Current Rate)	FY 2023-24 Recommendation	Comments
Resident Graduate Tuition Rate (Doctor of Pharmacy, PharmD)	\$32,470		PhD Pharm or Toxicology, 4.0%
Dollar Change		\$1,299	
Percent Change**		4.0%	
Proposed Resident Graduate Tuition Rate		\$33,769	
Non-Resident Graduate Tuition Rate (Doctor of Pharmacy, PharmD)	\$41,265		PhD Pharm or Toxicology, 4.0%
Dollar Change		\$1,651	
Percent Change**		4.0%	
Proposed Non-Resident Graduate Tuition Rate		\$42,916	
Resident Graduate Tuition Rate (Master of Public Health)	\$850		MS Biostatistics, Epidemiology, Health Services Research, 3.0% PhD Public Health, 3.0% Certificate/Non-Degree, 3.0% Per Credit Hour Rate
Dollar Change		\$26	
Percent Change**		3.1%	
Proposed Resident Graduate Tuition Rate		\$876	
Non-Resident Graduate Tuition Rate (Master of Public Health)	\$1,379		MS Biostatistics, Epidemiology, Health Services Research, 3.0% PhD Public Health, 3.0% Certificate/Non-Degree, 3.0% Per Credit Hour Rate
Dollar Change		\$41	
Percent Change**		3.0%	
Proposed Non-Resident Graduate Tuition Rate		\$1,420	



CU Anschutz FY 2023-24 Resident Tuition

FY 2022-23 Actual Proposed Increase in FY 2023-24



CU Anschutz FY 2023-24 Fees

Fee Name	Charge Frequency	FY 2023 Current Rate	FY 2024 Proposed Rate	Dollar Change	Percent Change
<i>Mandatory Insurance Fees</i>					
Health Insurance for Students ¹	Annual	\$6,120.00	\$6,487.00	\$367.00	6.0%

Notes:

1) Rates are shown as a maximum, actual rate may be lower.

