

# FY 2022-23 Budget and Fee Proposals

FOUR CAMPUSES UNITED  
ALL FOUR: **ONE**



University of Colorado

Boulder | Colorado Springs | Denver | Anschutz Medical Campus

# Tuition, Fee, and Compensation Recommendations

- 2.0% Undergraduate Resident Tuition (CU Denver, UCCS, CU Anschutz)
- CU Boulder Guarantee and Tiers approved June 2021
- Mandatory fees into tuition at Denver and UCCS approved June 2021
- 3.0% Employee compensation (classified, non-classified and faculty)
- Proposed fees vary by campus

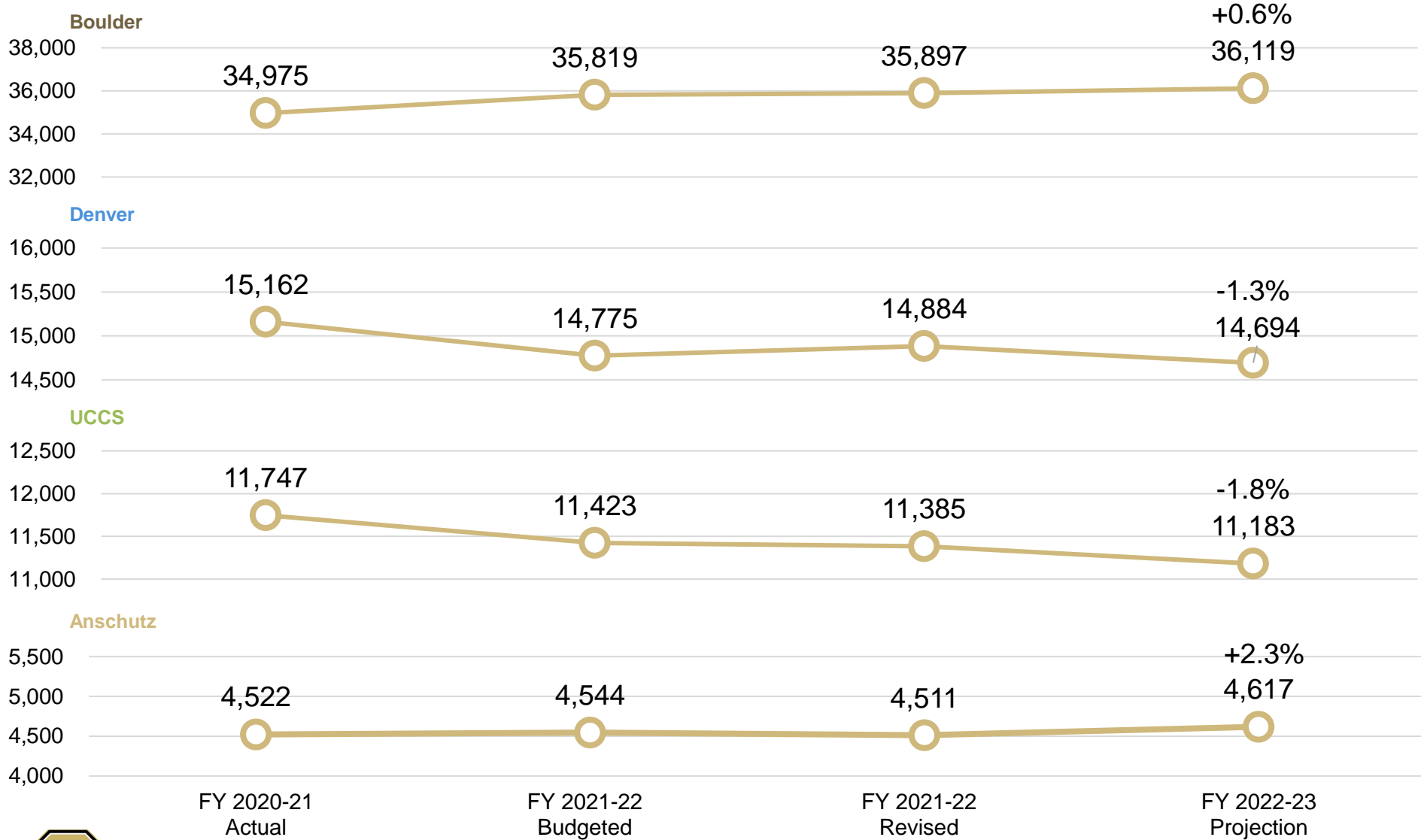


# Statewide Tuition and Fee Increases FY 2022-23

| Institution   | Current Year                                 | Proposed                                     |             |               |
|---|--|--|-------------|---------------|
|   | FY 2021-22 Tuition and Fees (30 credit hrs.) | FY 2022-23 Tuition and Fees (30 credit hrs.) | \$ Increase | % Increase    |
| Adams State University                                      | \$9,680                                      |  |             |               |
| Colorado Community College System (CCD)                     | \$5,803                                      |  |             |               |
| Colorado Community College System (MCC)                     | \$4,750                                      |  |             |               |
| Colorado Mesa University                                    | \$9,644                                      |  |             |               |
| Colorado School of Mines                                    | \$20,138                                     |  |             |               |
| Colorado State University                                   | \$12,331                                     |  |             |               |
| Colorado State University Pueblo                            | \$10,640                                     |  |             |               |
| Fort Lewis College  | \$9,004                                      |  |             |               |
| Metropolitan State University of Denver                     | \$10,021                                     |  |             |               |
| University of Colorado Boulder* <b>(Approved June 2021)</b> | \$12,806                                     | \$13,106                                     | \$300       | 2.3% or -1.6% |
| University of Colorado Colorado Springs                     | \$10,760                                     | \$11,029                                     | \$269       | 2.5%          |
| University of Colorado Denver                               | \$11,580                                     | \$11,800                                     | \$220       | 1.9%          |
| University of Northern Colorado                             | \$10,668                                     |  |             |               |
| Western State Colorado University                           | \$10,646                                     |  |             |               |

\*CU Boulder 4 Year Guarantee for incoming FY 2022-23 Freshman & Transfer cohort only, includes elimination of capital fee -\$200 in 2022-23. Continuing students experience at least -1.6% decrease in combined tuition and mandatory fees.

# Enrollment Changes by Campus



University of Colorado

Boulder | Colorado Springs | Denver | Anschutz Medical Campus

FOUR CAMPUSES UNITED

# If Revenue Comes in Higher in FY 2022-23

If fall 2022 enrollment is higher than expected, campuses would consider the following actions:

- Investments related to salary equity and compression
- Restore staffing positions/operating cuts
- Increase investments to financial aid
- Increase academic investments
- Reconstitute campus contingency funds
- Additional investments to further the System and campus strategic plans



# If Revenue Comes in Lower in FY 2022-23

If fall 2022 enrollment is lower than expected, campuses would consider the following actions:

- Reduction to enrollment-related increases, including financial aid and other mandatory cost increases
- Operational budget reductions to travel, official functions, preventive and deferred maintenance, hardware and software
- Use of reserves and contingency funds, including those that have been set aside for deferred maintenance and technology replacement
- Schools and colleges would manage temporary operating reductions through the campus budget model
- Increase open position freezes
- Further operating cuts
- Furloughs



# CU Boulder

FOUR CAMPUSES UNITED  
ALL FOUR: **ONE**



University of Colorado

Boulder | Colorado Springs | Denver | Anschutz Medical Campus

# CU Boulder Enrollment Projections

Fall 2022 enrollment continues to rebound with undergraduate enrollment now slightly higher than pre-COVID levels of Fall 2019

- Overall enrollment is projected to increase by 0.6%
  - Undergraduate enrollment is projected to increase by 1.2%, with growth in incoming resident students up from the lower levels of Fall 2021
  - Continuing undergraduate enrollment is affected by the incoming cohort size in fall 2021. Campus expects slight growth, but due to the Fall 2021 residency mix, largely driven by non-resident students
  - Graduate enrollment is projected to be down -2.0%, due to lower application levels





# CU Boulder – Enrollment Projection FY 2022-23

| Headcount Enrollment*      | FY 2021-22 Adjusted Base | FY 2022-23 Projection | Count Change | Percent Change |
|----------------------------|--------------------------|-----------------------|--------------|----------------|
| Resident Undergraduate     | 16,623                   | 16,750                | 127          | 0.8%           |
| Non-Resident Undergraduate | 12,888                   | 13,109                | 221          | 1.7%           |
| Domestic                   | 11,870                   | 12,073                | 204          | 1.7%           |
| International              | 1,018                    | 1,036                 | 17           | 1.7%           |
| Resident Graduate          | 3,786                    | 3,715                 | (71)         | -1.9%          |
| Non-Resident Graduate      | 2,600                    | 2,545                 | (55)         | -2.1%          |
| Domestic                   | 1,628                    | 1,364                 | (263)        | -16.2%         |
| International              | 972                      | 1,181                 | 208          | 21.4%          |
| Total Resident             | 20,409                   | 20,465                | 56           | 0.3%           |
| Total Non-Resident         | 15,488                   | 15,654                | 166          | 1.1%           |
| <b>Total Enrollment</b>    | <b>35,897</b>            | <b>36,119</b>         | <b>222</b>   | <b>0.6%</b>    |

Of the projected 36,119 total students in FY 2022-23, 10,655 are new students and 25,464 are retained students.

Note:

\*Includes degree seeking students with state reportable hours only.

# CU Boulder FY 2022-23 Budget Highlights

- -1.6% tuition and mandatory fee decrease for continuing undergraduate resident students, and a -0.5% tuition and mandatory fee decrease for continuing non-resident students
- 3.0% tuition increase for graduate students and incoming undergraduate non-resident students
- \$500 increase in combined tuition and mandatory fees for incoming undergraduate resident students in Fall 2022 cohort, approved June 2021, subject to legislative approval
- Boulder campus will shift undergraduate tuition to four new tiers: approved June 2021; programs included in new tiers subject to legislative approval



# CU Boulder FY 2022-23 Budget Highlights (cont.)

- Increased funding for institutional financial aid
- Incremental funding will be distributed to Schools, Colleges, and academic and administrative support units to fund academic, strategic and operational needs through new budget model
- Investments in the Chancellor's Diversity Initiative and technology infrastructure
- Market and compression adjustments for faculty tenure and promotion



# CU Boulder Expenditures, FY 2022-23

| Expenses                                     | FY 2021-22<br>Revised Budget | FY 2022-23          |             |
|--|------------------------------|---------------------|-------------|
|  |                              | Recommendation      |             |
| Operating Expense                            |                              | \$<br>Change        | % Change    |
| Compensation                                 |                              |                     |             |
| Salary Faculty and Graduate Students         | \$255,638,387                | \$12,113,539        | 4.7%        |
| Salary Exempt                                | \$140,764,670                | \$6,338,910         | 4.5%        |
| Salary Classified and Hourly                 | \$46,617,116                 | \$1,395,494         | 3.0%        |
| Benefits - Faculty and Exempt                | \$126,524,924                | \$6,433,853         | 5.1%        |
| Benefits - Classified & Staff Tuition Waiver | \$21,530,144                 | \$877,556           | 4.1%        |
| Mandatory Transfers/Other                    | \$3,707,853                  | \$0                 | 0.0%        |
| Institutional Financial Aid                  | \$128,627,106                | \$3,614,233         | 2.8%        |
| General Operating                            | \$151,563,679                | \$7,890,362         | 5.2%        |
| Controlled Maintenance                       | \$23,752,139                 | \$0                 | 0.0%        |
| Library Expense                              | \$17,254,713                 | \$0                 | 0.0%        |
| Utilities                                    | \$23,845,918                 | \$0                 | 0.0%        |
| ICCA*  | \$32,762,468                 | \$2,426,715         | 7.4%        |
| Insurance                                    | \$8,573,815                  |                     | 0.0%        |
| <b>Operating Expense Total</b>               | <b>\$981,162,932</b>         | <b>\$33,076,961</b> | <b>3.4%</b> |

\*FY 2022-23 ICCA shows the annual increase after accounting for the adjustment of \$8,013,701 for compensation action in November 2021.



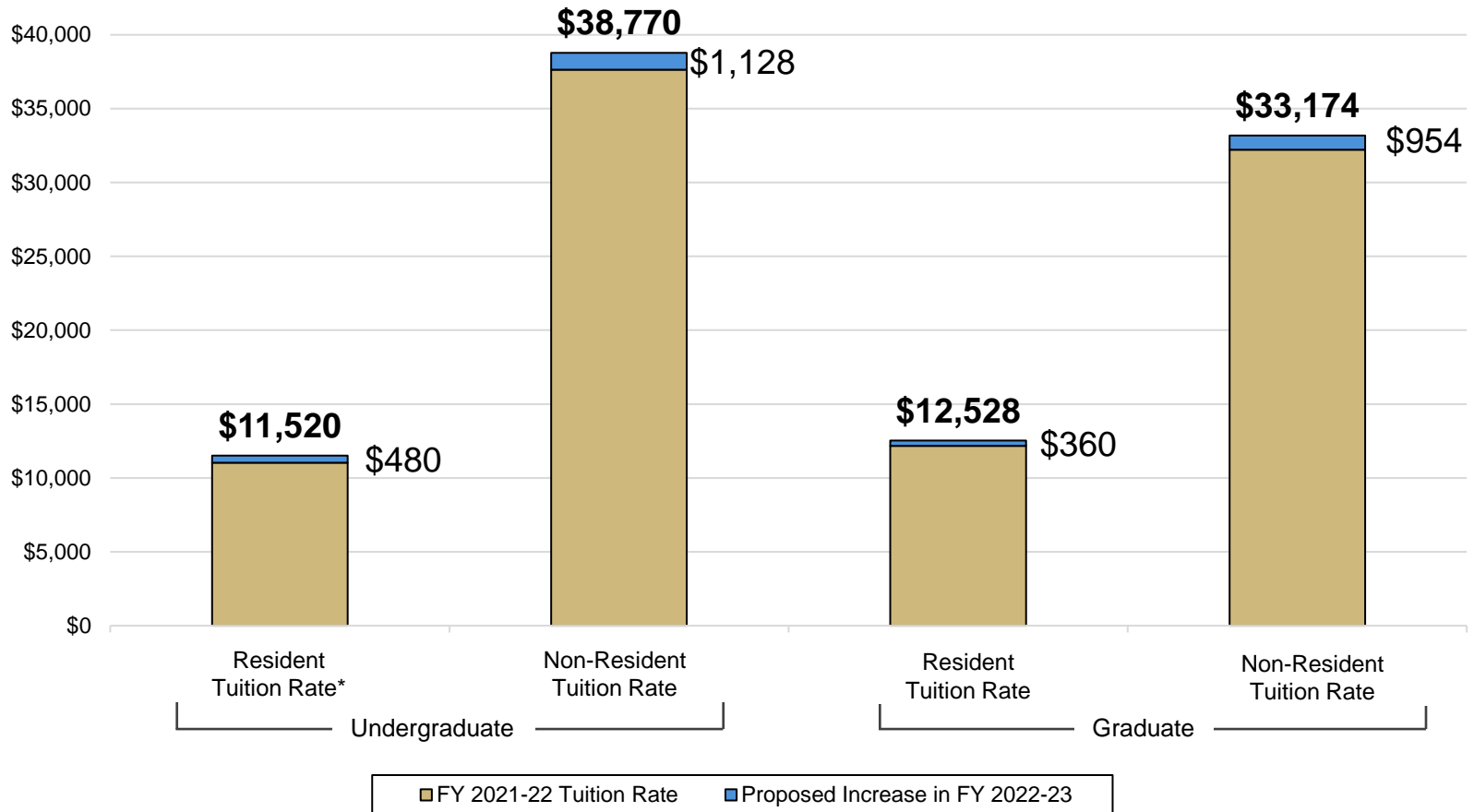
# CU Boulder Expenditures, FY 2022-23 (cont.)

| Expenses                             | FY 2021-22<br>Revised<br>Budget | FY 2022-23          |             |
|--------------------------------------|---------------------------------|---------------------|-------------|
|                                      |                                 | Recommendation      |             |
| Campus Initiatives                   |                                 | \$ Change           | % Change    |
| Budget Model Allocation              |                                 | \$7,773,192         |             |
| Promotion/Tenure                     |                                 | \$1,200,000         |             |
| Chancellor's Diversity Initiative    |                                 | \$1,000,000         |             |
| Compression and Retention Initiative |                                 | \$3,100,000         |             |
| <b>Campus Initiatives Total</b>      |                                 | <b>\$13,073,192</b> |             |
| <b>Total Estimated Budget</b>        | <b>\$981,162,932</b>            | <b>\$46,150,153</b> | <b>4.7%</b> |



# CU Boulder: Tuition, FY 2022-23

## Applies to first time students



\*Resident undergraduate tuition rate approved by BOR in June 2021

Undergraduate rates are for first time students only.

Current undergraduate seniors will get one additional year of the tuition and mandatory fee guarantee.

Note: Students received a one-time post-pandemic tuition relief credit equal to 3.0% of tuition in FY 2021-22.



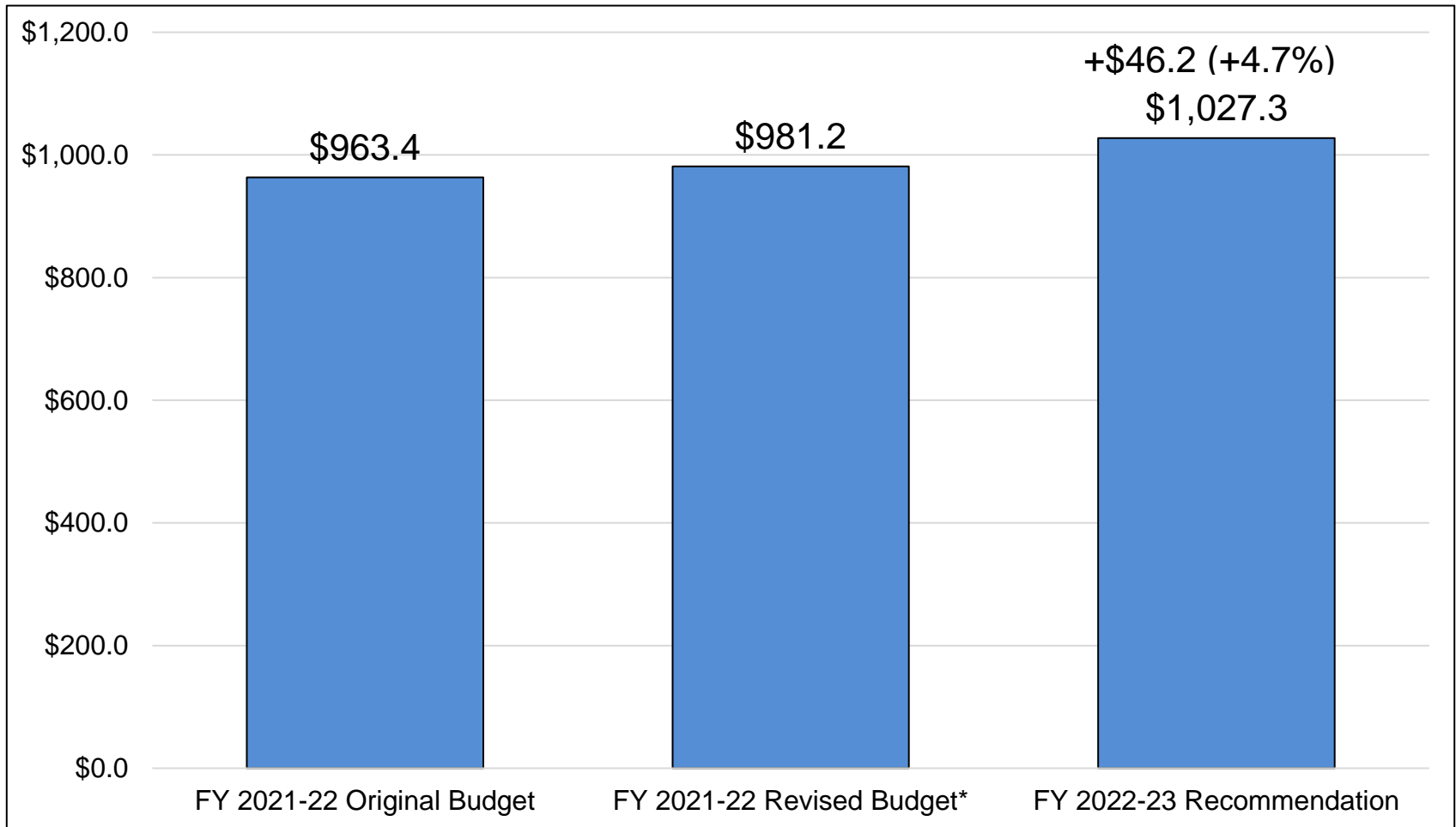
University of Colorado

Boulder | Colorado Springs | Denver | Anschutz Medical Campus

FOUR CAMPUSES UNITED

# CU Boulder Fiscal Year E&G Budget Comparisons

(in millions)



\*Approved February 2022



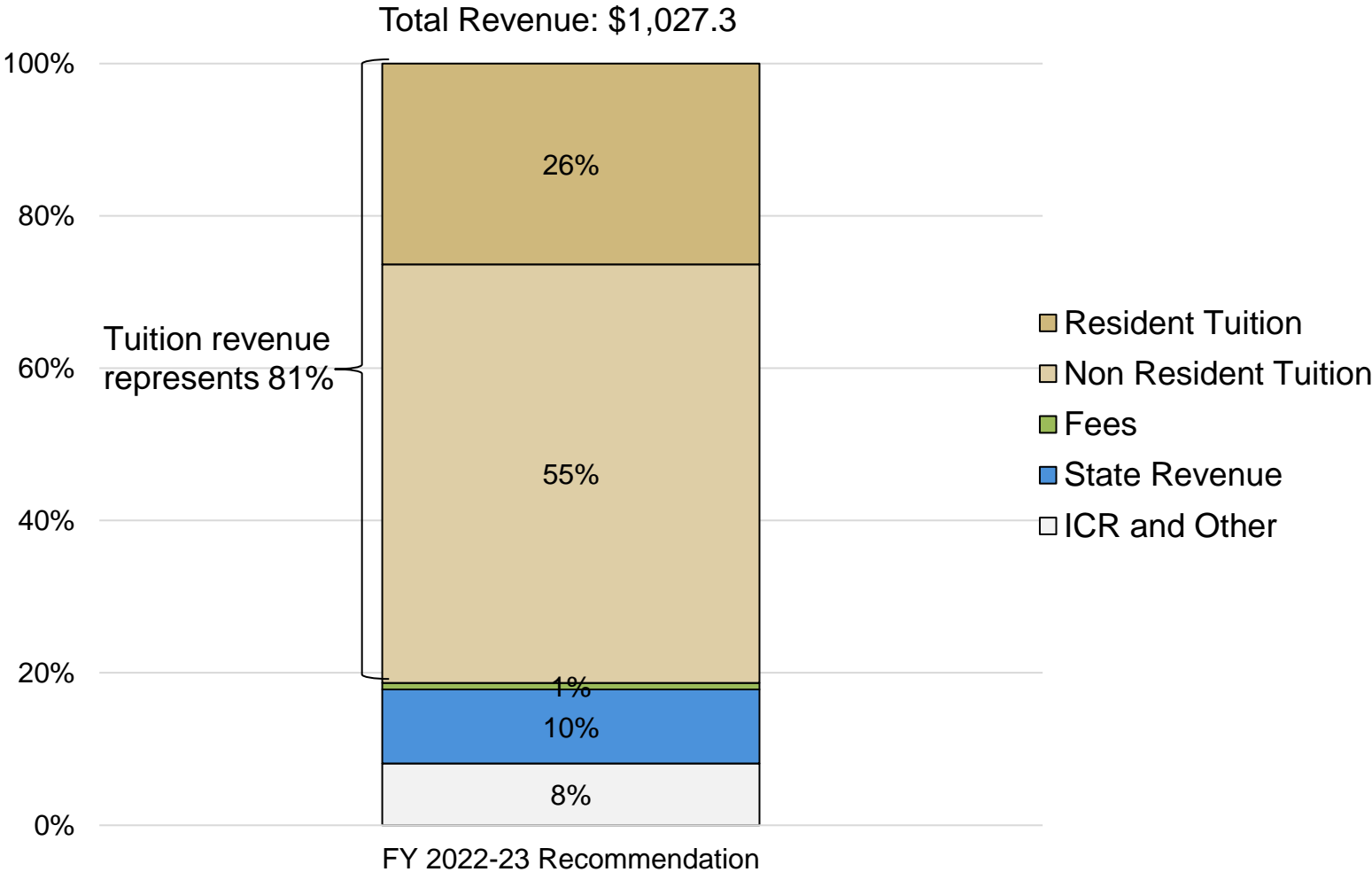
University of Colorado

Boulder | Colorado Springs | Denver | Anschutz Medical Campus

FOUR CAMPUSES UNITED

# CU Boulder Revenues, FY 2022-23

(in millions)





# CU Boulder FY 2022-23 Student Fee Proposals

| Fee Name                                     | Charge Frequency <sup>(1)</sup> | FY 2022 Current Rate | FY 2023 Proposed Rate | Dollar Change | Percent Change |
|--|---------------------------------|----------------------|-----------------------|---------------|----------------|
| <b>Student Activity Fees</b>                 |                                 |                      |                       |               |                |
| CUSG Student Activity fee                    | per semester                    | \$389.76             | \$399.76              | \$10.00       | 2.6%           |
| Capital Construction Fee                     | per semester                    | \$100.00             | -                     | (\$100.00)    | -100.0%        |
| <b>Housing &amp; Dining Fees<sup>2</sup></b> |                                 |                      |                       |               |                |
| Residence Hall standard room & board         | per semester                    | \$7,838.00           | \$8,073.00            | \$235.00      | 3.0%           |
| Bear Creek Apartments                        | per semester                    | \$4,942.00           | \$5,090.00            | \$148.00      | 3.0%           |
| Graduate and Family Housing apartments       | per month                       | \$1,416.00           | \$1,458.00            | \$42.00       | 3.0%           |

Notes:

CU Boulder eliminated all course and program fees in Fall 2018

1) Annual, Per-term, Per Course, Per Credit hour, etc.

2) Rates listed below are for a standard double in the residence halls, a two bedroom/one bath in Bear Creek, and a two-bedroom furnished apartment in Athens/Marine Court in Graduate Family Housing



# Colorado Springs

FOUR CAMPUSES UNITED  
ALL FOUR: **ONE**



University of Colorado

Boulder | Colorado Springs | Denver | Anschutz Medical Campus

# UCCS Enrollment Projections

- Current FY 2022-23 projections are based on preliminary data showing an overall enrollment decline of -1.8% in Fall 2022
  - Increased competition for undergraduate students
  - Decline in community college enrollments in degree granting programs
  - Record high graduation class size last three years
- Projections continue to be refined with enrollment activities
  - Expectation to see a slight increase in Freshmen and an increase in Sophomores
  - Upper division persistence shows impact of lower retention of pandemic cohorts
  - UCCS expects to see consistency in residency pools
  - New admission software came online in September 2020



# UCCS – Enrollment Projection, FY 2022-23

| Headcount Enrollment*      | FY 2021-22 Adjusted | FY 2022-23 Projection | Count Change | Percent Change |
|----------------------------|---------------------|-----------------------|--------------|----------------|
| Resident Undergraduate     | 8,080               | 7,951                 | (129)        | -1.6%          |
| Non-Resident Undergraduate | 1,387               | 1,365                 | (22)         | -1.6%          |
| Domestic                   | 1,324               | 1,303                 | (21)         | -1.6%          |
| International              | 63                  | 62                    | (1)          | -1.6%          |
| Resident Graduate          | 1,625               | 1,581                 | (44)         | -2.7%          |
| Non-Resident Graduate      | 293                 | 285                   | (8)          | -2.7%          |
| Domestic                   | 219                 | 213                   | (6)          | -2.7%          |
| International              | 74                  | 7,24                  | (2)          | -2.7%          |
| Total Undergrad            | 9,467               | 9,316                 | (151)        | -1.6%          |
| Total Graduate             | 1,918               | 1,866                 | (52)         | -2.7%          |
| Total Resident             | 9,705               | 9,532                 | (173)        | -1.8%          |
| Total Non-Resident         | 1,680               | 1,650                 | (30)         | -1.8%          |
| <b>Total Enrollment</b>    | <b>11,385</b>       | <b>11,183</b>         | <b>(202)</b> | <b>-1.8%</b>   |

Of the projected 11,183 total students in FY 2022-23, 3,371 are new students and 7,812 are retained students.

Note:

\*Includes degree and non-degree seeking students with state reportable hours only



University of Colorado

Boulder | Colorado Springs | Denver | Anschutz Medical Campus

FOUR CAMPUSES UNITED

# UCCS FY 2022-23 Budget Highlights

- 3.0% tuition rate increase for graduate and nonresident students
- Personnel costs (salary, benefits) continue to increase at rates higher than expected pushing against limits of budget
  - Market competition
  - Inflation



# UCCS Expenditures, FY 2022-23

| Expenses   | FY 2021-22 Original Budget | FY 2022-23         |             |
|--|----------------------------|--------------------|-------------|
|  |                            | Recommendation     |             |
| Operating Expense                                  |                            | \$ Change          | % Change    |
| Compensation                                       |                            |                    |             |
| Salary Faculty and Graduate Students               | \$48,822,539               | \$2,525,548        | 5.2%        |
| Salary Exempt                                      | \$30,672,972               | \$1,875,854        | 6.1%        |
| Salary Classified and Hourly (\$15/hour employees) | \$9,815,718                | (\$478,839)        | -4.9%       |
| Benefits - Faculty and Exempt                      | \$26,765,197               | \$2,392,032        | 8.9%        |
| Benefits - Classified & Staff Tuition Waiver       | \$4,222,089                | \$450,559          | 10.7%       |
| Mandatory Transfers/Other                          | \$2,582,650                | \$1,428,736        | 55.3%       |
| Institutional Financial Aid                        | \$13,610,586               | \$702,018          | 5.2%        |
| General Operating                                  | \$14,335,539               | (\$1,523,533)      | -10.6%      |
| Controlled Maintenance                             | \$1,214,442                | \$0                | 0.0%        |
| Library Expense                                    | \$1,874,080                | \$73,194           | 3.9%        |
| Utilities  | \$3,106,143                | \$0                | 0.0%        |
| ICCA*  | \$6,570,438                | \$773,686          | 11.8%       |
| Insurance  | \$325,712                  | \$22,018           | 6.8%        |
| <b>Operating Expense Total</b>                     | <b>\$163,918,105</b>       | <b>\$8,241,273</b> | <b>5.0%</b> |

\*FY 2022-23 ICCA shows the annual increase after accounting for the adjustment of \$3,005,138 for compensation action in November 2021.



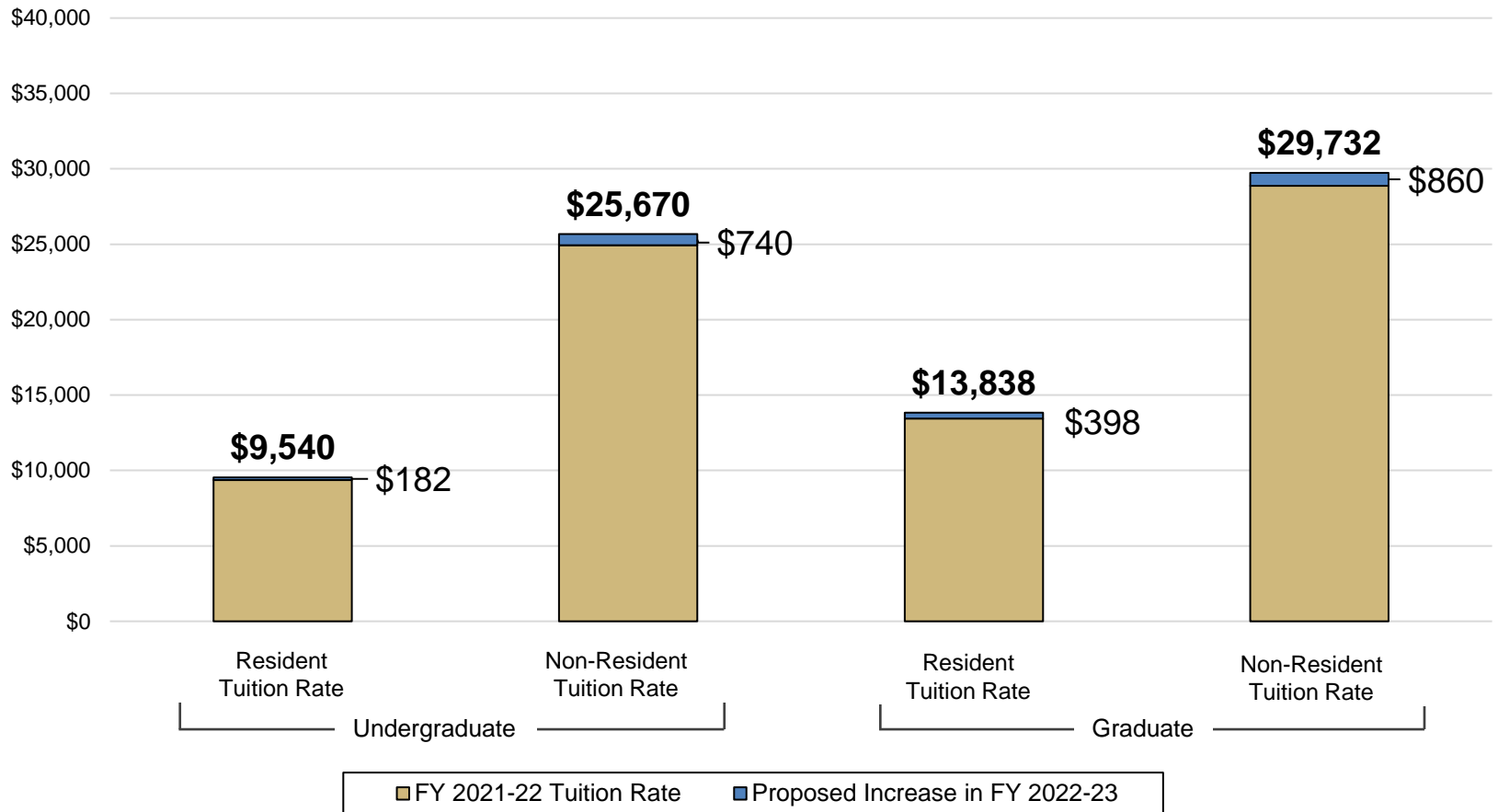
# UCCS Expenditures, FY 2022-23 (Cont.)

| Expenses                 | FY 2021-22<br>Original<br>Budget | FY 2022-23     |      |
|--------------------------|----------------------------------|----------------|------|
|                          |                                  | Recommendation |      |
| Campus Initiatives       |                                  |                |      |
| Base Wage Adjustment     |                                  | \$1,001,643    |      |
| Campus Initiatives Total |                                  | \$1,001,643    |      |
| Total Estimated Budget   | \$163,918,105                    | \$9,242,916    | 5.6% |
| Totals                   | \$163,918,105                    | \$171,939,982  |      |

Note: FY 2021-22 original budget includes November BOR compensation action.



# UCCS: Tuition, FY 2022-23



Base rate includes \$230 mandatory fees rolled into tuition.

Undergraduate rates reflect 30 credit hours/graduate rates reflect 24 credit hours.

Note: Students received a one-time post-pandemic tuition relief credit equal to 3.0% of tuition in FY 2021-22.



University of Colorado

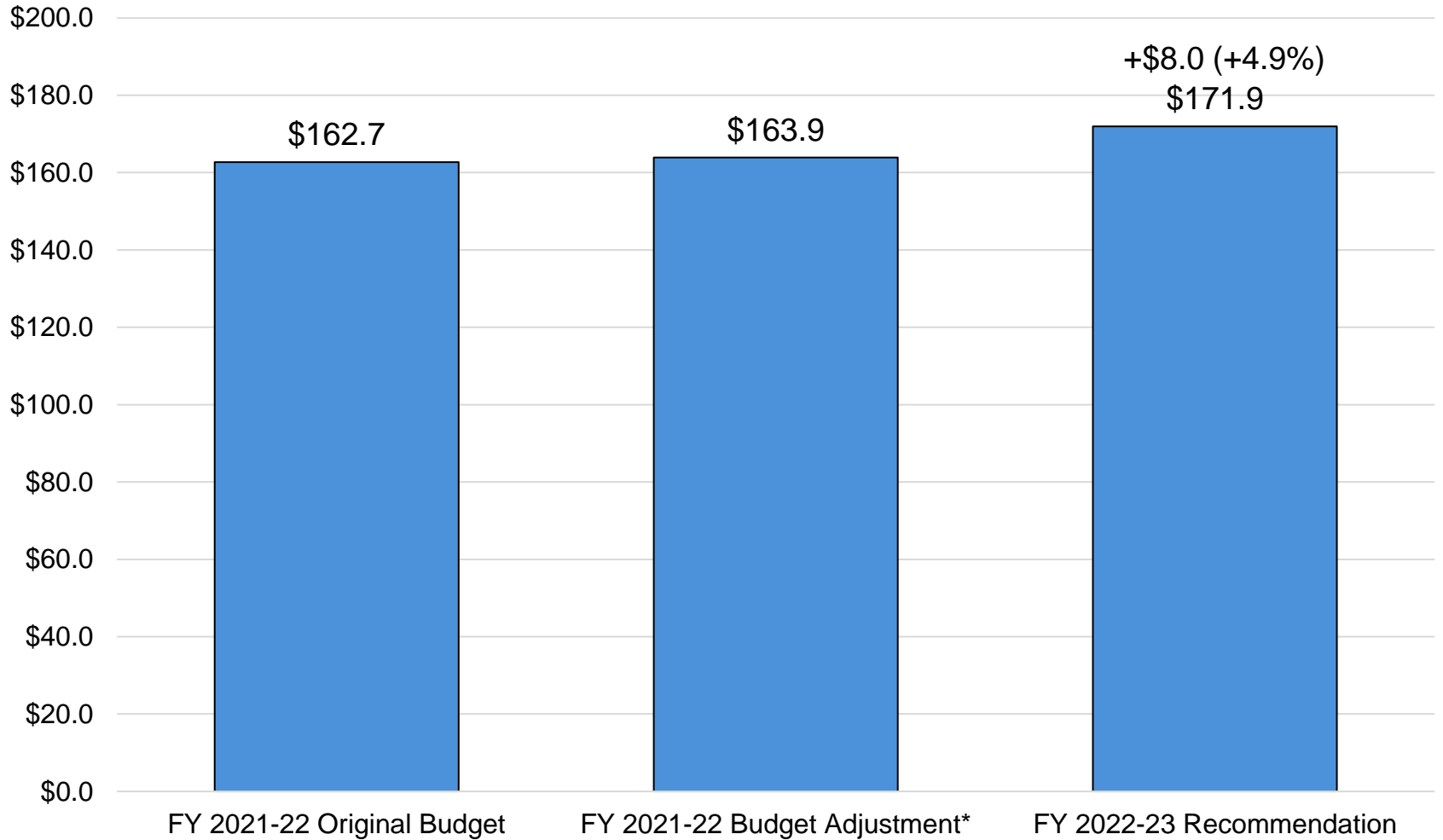
Boulder | Colorado Springs | Denver | Anschutz Medical Campus

FOUR CAMPUSES UNITED



# UCCS Fiscal Year E&G Budget Comparisons

(in millions)



\*Includes one-time compensation adjustment approved by BOR in November 2021

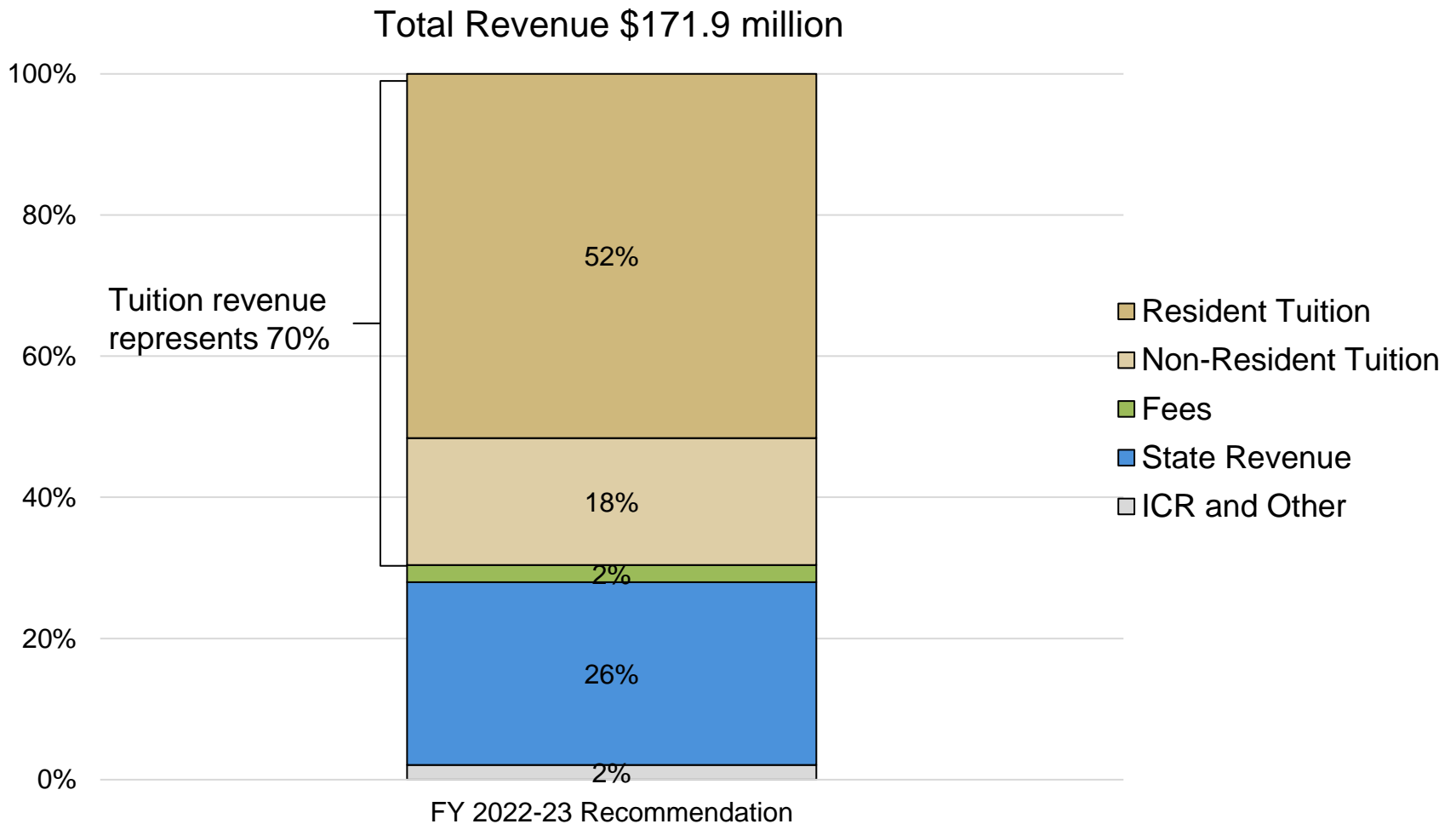


University of Colorado

Boulder | Colorado Springs | Denver | Anschutz Medical Campus

FOUR CAMPUSES UNITED

# UCCS Revenues, FY 2022-23



# UCCS FY 2022-23 Student Fee Proposals

| Fee Name                                      | Charge Frequency | FY 2022 Current Rate | FY 2023 Proposed Rate | Dollar Change | Percent Change |
|---|------------------|----------------------|-----------------------|---------------|----------------|
| <b><i>Instructional Program Fees</i></b>      |                  |                      |                       |               |                |
| <b>College of Nursing and Health Sciences</b> |                  |                      |                       |               |                |
| Pre-Licensure UG Nursing Students -           |                  |                      |                       |               |                |
| Standardized Testing Fee <sup>1</sup>         | Per Course       | \$93.33              | \$99.30               | \$5.97        | 6.4%           |
| <b>College of Business</b>                    |                  |                      |                       |               |                |
| Business Program Fee <sup>2</sup>             | Credit Hour      | \$5.00               | \$15.00               | \$10.00       | 200.0%         |

Notes:

- 1) Increasing testing fee due to increased charge from vendor.
- 2) Increasing fee on courses titled FNCE or ACCT due to increased tutoring needs for these classes.

# UCCS FY 2022-23 Student Fee Proposals

| Fee Name   | Charge Frequency | FY 2022 Current Rate | FY 2023 Proposed Rate | Dollar Change | Percent Change |
|--|------------------|----------------------|-----------------------|---------------|----------------|
| <b>Student Activity Fees</b>                         |                  |                      |                       |               |                |
| Student Tech Fee                                     | Credit Hour      | \$6.00               | \$0                   | (\$6.00)      | -100.0%        |
| SIS Fee  | Credit Hour      | \$2.00               | \$0                   | (\$2.00)      | -100.0%        |
| Transportation and Safety Fee <sup>1</sup>           | per Semester     | \$102.40/\$51.20     | \$108.75/\$54.37      | \$6.35/\$3.17 | 6.2%           |
| Athletics Fee <sup>2</sup>                           | Credit Hour      | \$9.60               | \$10.20               | \$0.60        | 6.3%           |
| Green Action Fund Fee <sup>3</sup>                   | per Semester     | \$5/\$2.5            | \$5.25/\$2.63         | \$0.25/\$0.13 | 5.0%           |
| Family Development Center Bond Fee <sup>4</sup>      | per Semester     | \$10/\$5             | \$10.62/\$5.31        | \$0.62/\$0.31 | 6.2%           |
| Family Development Center Operating Fee <sup>4</sup> | per Semester     | \$3/\$1.50           | \$3.19/\$1.59         | \$0.19/\$0.09 | 6.3%           |
| Media Fee <sup>4</sup>                               | Credit Hour      | \$0.53               | \$0.56                | \$0.03        | 5.7%           |

Notes:

- 1) Increasing fee up to 10% approved by Student Body in 1998. This would increase Transportation and Safety Fee by \$6.35 for fall and spring and by \$3.17 for summer.
- 2) May increase fee up to rate of inflation, but not exceeding 10%, without student vote. This would increase the Athletics Fee by 6.2%.
- 3) May increase fee up to rate of inflation, but not exceeding 5%, without student vote. This would increase the GAF Fee by 5%.
- 4) Inflationary increase of 6.2% (below November 2021 CPI of 6.5%).



# UCCS FY 2022-23 Student Fee Proposals

| Fee Name  | Charge Frequency | FY 2022 Current Rate | FY 2023 Proposed Rate | Dollar Change | Percent Change |
|---|------------------|----------------------|-----------------------|---------------|----------------|
| <b><i>Student Activity Fees (continued)</i></b> |                  |                      |                       |               |                |
| Wellness Center Fee <sup>4</sup>                | per Semester     | \$60/\$30            | \$63.72/\$31.86       | \$3.72/\$1.86 | 6.2%           |
| Campus Recreation Center Bond Fee <sup>4</sup>  | per Semester     | \$160/\$80           | \$169.92/\$84.96      | \$9.92/\$4.96 | 6.2%           |
| Student Recreation Fee <sup>4</sup>             | Credit Hour      | \$1.00               | \$1.06                | \$0.06        | 6.0%           |
|   |                  |                      |                       |               |                |
| University Center Bond Fee <sup>4</sup>         | per Semester     | \$33/\$16.50         | \$35.05/\$17.52       | \$2.05/\$1.02 | 6.2%           |
|   | Credit Hour      | \$9.50               | \$10.09               | \$0.59        | 6.2%           |
| Student Events/Performance Fee <sup>4</sup>     |                  |                      |                       |               |                |
| 7+ credit hours                                 | Credit Hour      | \$4.00               | \$4.25                | \$0.25        | 6.3%           |
| 6 credit hours or less                          | Credit Hour      | \$2.50               | \$2.66                | \$0.16        | 6.4%           |
|   |                  |                      |                       |               |                |
| Student Activities Fee <sup>4</sup>             | per Semester     | \$14/\$7             | \$14.87/\$7.43        | \$0.87/\$0.43 | 6.2%           |

Notes:

- 1) Increasing fee up to 10% approved by Student Body in 1998. This would increase Transportation and Safety Fee by \$6.35 for fall and spring and by \$3.17 for summer.
- 2) May increase fee up to rate of inflation, but not exceeding 10%, without student vote. This would increase the Athletics Fee by 6.2%.
- 3) May increase fee up to rate of inflation, but not exceeding 5%, without student vote. This would increase the GAF Fee by 5%.
- 4) Inflationary increase of 6.2% (below November 2021 CPI of 6.5%).

# UCCS FY 2022-23 Student Fee Proposals

| Fee Name  | Charge Frequency | FY 2022 Current Rate | FY 2023 Proposed Rate | Dollar Change | Percent Change |
|---|------------------|----------------------|-----------------------|---------------|----------------|
| <b><i>Housing &amp; Dining Fees</i></b>         |                  |                      |                       |               |                |
| First Year VAV (includes meals and parking)     |                  |                      |                       |               |                |
| Average   | per Semester     | \$6,573              | \$6,767               | \$194         | 3.0%           |
| Example: VAV Two Shared Bedrooms in a Suite     | per Semester     | \$6,339              | \$6,549               | \$210         | 3.3%           |
| Alpine Apartments (includes parking , no meals) |                  |                      |                       |               |                |
| Average   | per Semester     | \$5,986              | \$6,122               | \$136         | 2.3%           |
| Example: 4-Bedroom Apartment                    | per Semester     | \$4,899              | \$4,999               | \$100         | 2.0%           |



# CU Denver

FOUR CAMPUSES UNITED  
ALL FOUR: **ONE**



University of Colorado

Boulder | Colorado Springs | Denver | Anschutz Medical Campus

# CU Denver Enrollment Projections

- Overall decrease of -1.3% in enrollment for FY 2022-23
- Undergraduate enrollment is projected to decline by -2.7%
  - New freshmen are anticipated to remain around fall 2021 levels
  - New transfers are expected to decrease given weakness in community college enrollment
  - Continuing undergraduates are projected to decline given the pandemic-related enrollment decreases experienced since fall 2020
- Graduate enrollment is projected to increase by 1.7% due to enrollment growth experienced since fall 2020





# CU Denver – Enrollment Projection, FY 2022-23

| Headcount Enrollment*      | FY 2021-22 Adjusted Base | FY 2022-23 Projection | Count Change | Percent Change |
|----------------------------|--------------------------|-----------------------|--------------|----------------|
| Resident Undergraduate     | 8,725                    | 8,493                 | (232)        | -2.7%          |
| Non-Resident Undergraduate | 1,447                    | 1,408                 | (39)         | -2.7%          |
| Domestic                   | 1,063                    | 1,045                 | (18)         | -1.7%          |
| International              | 384                      | 363                   | (21)         | -5.5%          |
| Resident Graduate          | 3,827                    | 3,881                 | 54           | 1.4%           |
| Non-Resident Graduate      | 885                      | 912                   | 27           | 3.1%           |
| Domestic                   | 503                      | 503                   | 0            | 0.0%           |
| International              | 382                      | 409                   | 27           | 7.1%           |
| Total Resident             | 12,552                   | 12,374                | (178)        | -1.4%          |
| Total Non-Resident         | 2,332                    | 2,320                 | (12)         | -0.5%          |
| <b>Total Enrollment</b>    | <b>14,884</b>            | <b>14,694</b>         | <b>(190)</b> | <b>-1.3%</b>   |

Of the projected 14,694 total students in FY 2022-23, 3,804 are new students and 10,890 are retained students.

Note:

\*Includes degree and non-degree seeking students with state reportable hours only.



University of Colorado

Boulder | Colorado Springs | Denver | Anschutz Medical Campus

FOUR CAMPUSES UNITED

# CU Denver FY 2022-23 Budget Highlights

- There is an ever-increasing reliance on tuition revenue along with market pressure on tuition rates.
- Market adjustment to select resident graduate tuition rates to better align with Colorado, regional, and peer institutions.
- Estimated mandatory cost increases (including HLD, Denver minimum wage, and AHEC) plus the FY 2021-22 compensation increases exceed the anticipated revenue growth resulting in a general operating budget shortfall.
- Continued investment in Affordability & Access by increasing Institutional Financial Aid to keep pace with tuition and fee rate changes.



# CU Denver Expenditures, FY 2022-23

| Expenses                                     | FY 2021-22<br>Adjusted<br>Budget* | FY 2022-23         |             |
|--|-----------------------------------|--------------------|-------------|
|  |                                   | Recommendation     |             |
| Operating Expense                            |                                   | \$ Change          | % Change    |
| Compensation                                 |                                   |                    |             |
| Salary Faculty and Graduate Students         | \$64,115,464                      | \$3,221,730        | 5.0%        |
| Salary Exempt                                | \$47,147,273                      | \$1,994,640        | 4.2%        |
| Salary Classified and Hourly                 | \$7,836,565                       | \$341,100          | 4.4%        |
| Benefits - Faculty and Exempt                | \$33,722,118                      | \$3,292,720        | 9.8%        |
| Benefits - Classified & Staff Tuition Waiver | \$4,431,600                       | \$211,690          | 4.8%        |
| Mandatory Transfers/Other                    | \$7,464,494                       | \$3,235,000        | 43.3%       |
| Institutional Financial Aid                  | \$15,073,143                      | \$0                | 0.0%        |
| General Operating**                          | \$31,934,353                      | (\$676,106)        | -2.1%       |
| Library Expense                              | \$3,434,533                       | \$0                | 0.0%        |
| Utilities                                    | \$862,111                         | \$0                | 0.0%        |
| ICCA***                                      | \$7,286,293                       | \$1,008,366        | 13.8%       |
| Insurance                                    | \$1,053,065                       | \$21,861           | 2.1%        |
| <b>Operating Expense Total</b>               | <b>\$224,361,012</b>              | <b>\$9,645,863</b> | <b>4.3%</b> |

\*FY 2021-22 adjusted budget reflects compensation approved by BOR in November 2021.

\*\*Campus may utilize one-time reserves in FY 2022-23 to partially mitigate operating reductions while implementing a multi-year budget realignment process.

\*\*\*ICCA adjustment shows the annual increase after accounting for the revised base adjustment of \$3,005,138 to accommodate compensation action in November 2021.



# CU Denver Expenditures, FY 2022-23 (cont.)

| Expenses                        | FY 2021-22<br>Adjusted<br>Budget* | FY 2022-23         |             |
|---------------------------------|-----------------------------------|--------------------|-------------|
|                                 |                                   | Recommendation     |             |
| Operating Expense               |                                   | \$ Change          | % Change    |
| Campus Initiatives              |                                   |                    |             |
| Financial Aid                   |                                   | \$242,000          |             |
| <b>Campus Initiatives Total</b> |                                   | \$242,000          |             |
| <b>Total Estimated Budget</b>   | <b>\$224,361,012</b>              | <b>\$9,887,863</b> | <b>4.4%</b> |

\*Includes compensation approved by BOR in November 2021

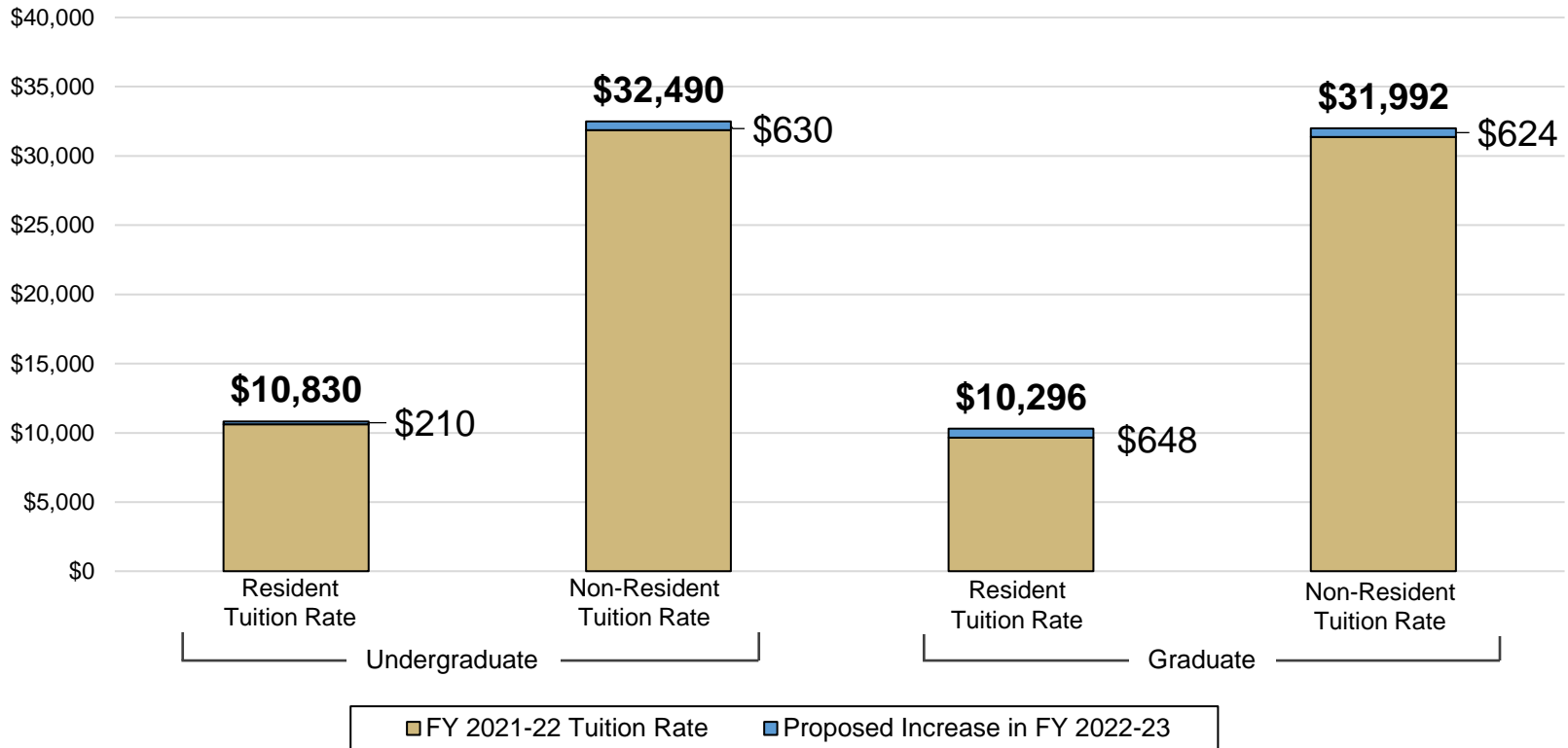


University of Colorado

Boulder | Colorado Springs | Denver | Anschutz Medical Campus

FOUR CAMPUSES UNITED

# CU Denver: Tuition, FY 2022-23



Base rates include \$420 of mandatory fees converted to tuition

Undergraduate rates reflect 30 credit hours/graduate rates reflect 24 credit hours

Note: Students received a one-time post-pandemic tuition relief credit equal to 3.0% of tuition in FY 2021-22.



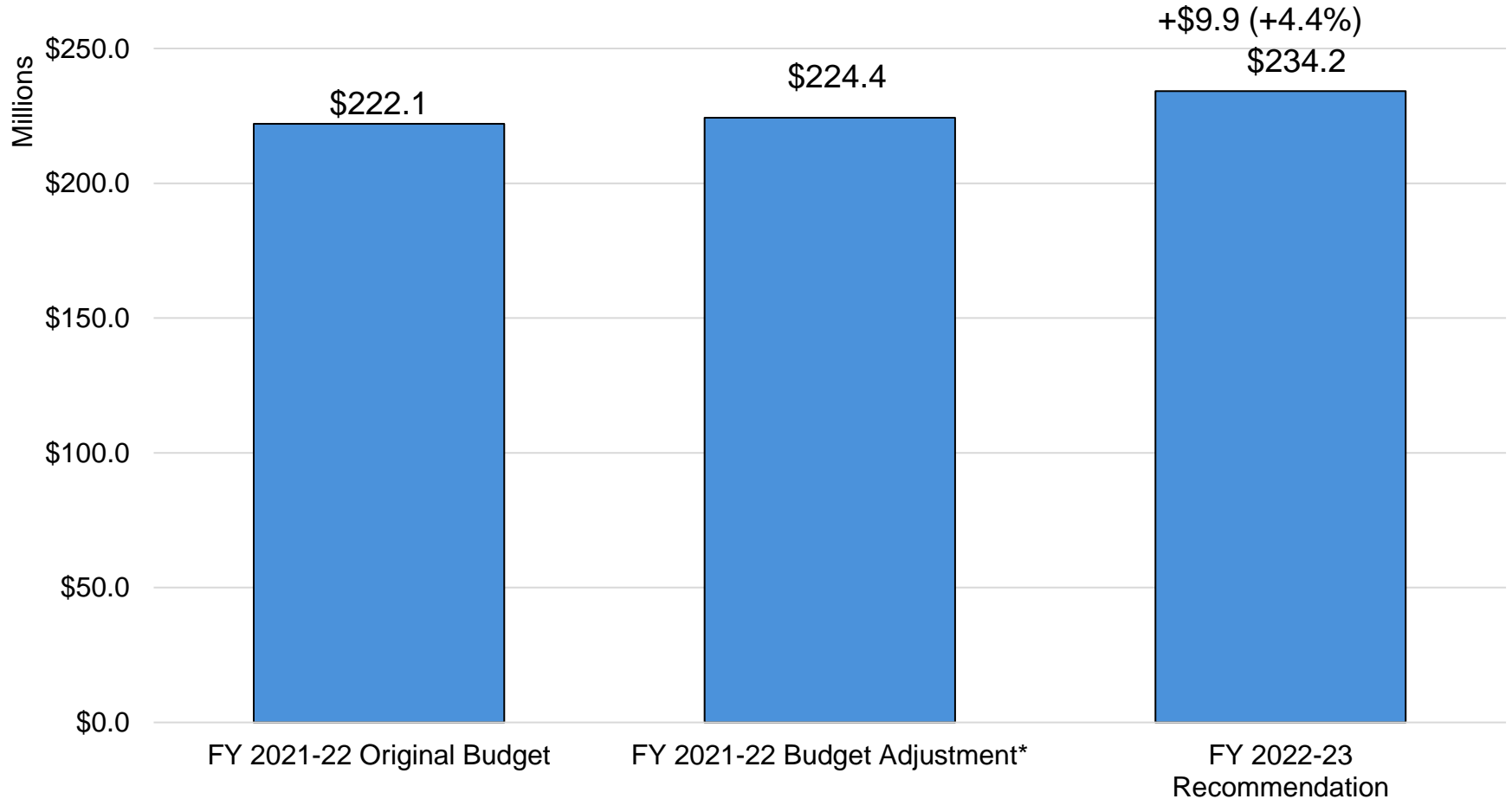
University of Colorado

Boulder | Colorado Springs | Denver | Anschutz Medical Campus

FOUR CAMPUSES UNITED

# CU Denver Fiscal Year E&G Budget Comparisons

(in millions)



\*Includes compensation approved by BOR in November 2021

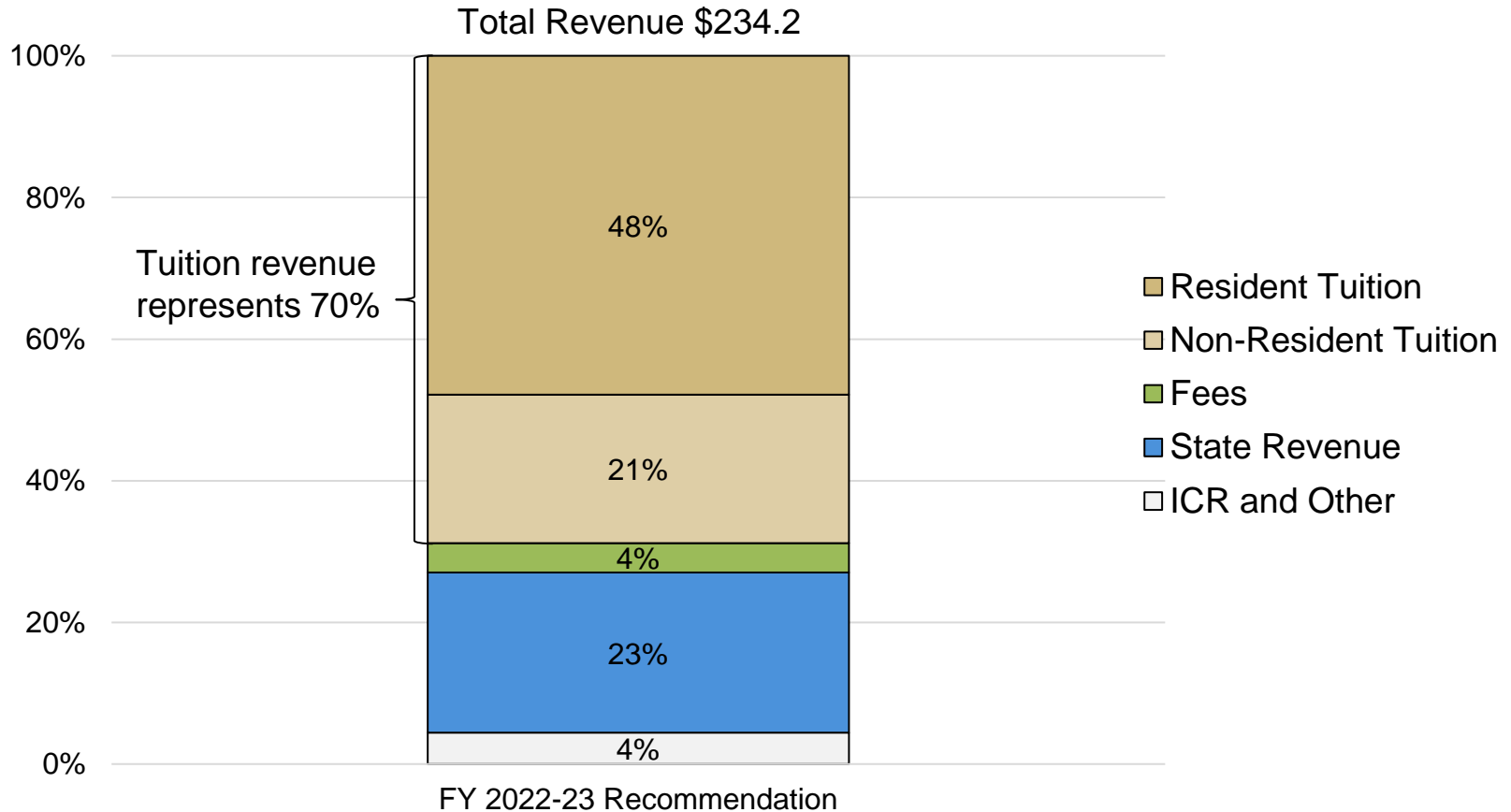


University of Colorado

Boulder | Colorado Springs | Denver | Anschutz Medical Campus

FOUR CAMPUSES UNITED

# CU Denver Revenues, FY 2022-23



# CU Denver FY 2022-23 and Auraria Fee Detail

| Fee Name                               | Charge Frequency <sup>(1)</sup> | FY 2022 Current Rate | FY 2023 Proposed Rate | Dollar Change | Percent Change |
|--|---------------------------------|----------------------|-----------------------|---------------|----------------|
| <b><i>Student Activity Fees</i></b>    |                                 |                      |                       |               |                |
| Auraria Campus Fee                     | Per Semester                    | \$114.92             | \$120.20              | \$5.28        | 4.6%           |
| Information Technology Fee             | Per Credit Hour                 | \$12.00              | \$0.00                | (\$12.00)     | -100.0%        |
| Student Information System Fee         | Per Credit Hour                 | \$2.00               | \$0.00                | (\$2.00)      | -100.0%        |
| <b><i>Housing and Dining Rates</i></b> |                                 |                      |                       |               |                |
| Standard Double                        | Per Semester                    | \$4,685.00           | \$4,825.00            | \$140.00      | 3.0%           |
| Standard Meal Plan                     | Per Semester                    | \$2,091.00           | \$2,175.00            | \$84.00       | 4.0%           |





# CU Anschutz

FOUR CAMPUSES UNITED  
ALL FOUR: **ONE**



University of Colorado

Boulder | Colorado Springs | Denver | Anschutz Medical Campus

# CU Anschutz Enrollment Projections

- FY 2022-23 enrollments are projected to be 2.3% higher than FY 2021-22 census
- College of Nursing is expecting an enrollment return to pre-pandemic levels in the Undergraduate BS program
- School of Pharmacy planning for a -5.2% decrease
  - National decline in the number of applications to pharmacy schools
  - The number of pharmacy schools has nearly doubled since the early 2000s
  - Enrollment in new Cannabis Science and Medicine track under the Masters in Pharmaceutical Sciences is projected to grow by 16.7%
- PhD of Public Health is planning for an increase of 13.0%



# CU Anschutz – Enrollment Projection

| Headcount Enrollment*      | FY 2021-22 Revised (Census) | FY 2022-23 Projection | Count Change | Percent Change |
|----------------------------|-----------------------------|-----------------------|--------------|----------------|
| Resident Undergraduate     | 408                         | 461                   | 53           | 13.0%          |
| Non-Resident Undergraduate | 35                          | 53                    | 18           | 51.4%          |
| Domestic                   | 32                          |                       |              |                |
| International              | 3                           |                       |              |                |
| Resident Graduate          | 3,069                       | 3,096                 | 27           | 0.9%           |
| Non-Resident Graduate      | 999                         | 1,007                 | 8            | 0.8%           |
| Domestic                   | 908                         |                       |              |                |
| International              | 91                          |                       |              |                |
| Total Undergraduate        | 443                         | 514                   | 71           | 16.0%          |
| Total Graduate             | 4,068                       | 4,103                 | 35           | 0.9%           |
| Total Resident             | 3,477                       | 3,557                 | 80           | 2.3%           |
| Total Non-Resident         | 1,034                       | 1,060                 | 26           | 2.5%           |
| <b>Total Headcount</b>     | <b>4,511</b>                | <b>4,617</b>          | <b>106</b>   | <b>2.3%</b>    |

Of the projected 4,617 total students in FY 2022-23, 1,207 are new students and 3,410 are retained students.

Note:

\*Includes School of Public Health enrollment at UNC and CSU

In addition to headcount changes, there are changes in credit hour load that may affect tuition revenue

International student data is not forecasted, actuals are reported in census



University of Colorado

Boulder | Colorado Springs | Denver | Anschutz Medical Campus

FOUR CAMPUSES UNITED

# CU Anschutz FY 2022-23 Budget Highlights

- State Funding is projected to increase by \$8.9 million
- Tuition and Fee revenues are projected to grow by \$4.9 million, or 4.3% over FY 2021-22
  - Enrollments projected to grow by 2.3% or 106 headcount from FY 2021-22 census
  - Enrollment growth is projected across all levels and residencies
- 3% Merit Pool for Faculty and University staff
- 3% Compression and Retention Initiative to retain Faculty and University Staff



# CU Anschutz Expenditures, FY 2022-23

| Expenses                                     | FY 2021-22<br>Adjusted<br>Budget | FY 2022-23          |             |
|--|----------------------------------|---------------------|-------------|
|  |                                  | Recommendation      |             |
| Operating Expense                            |                                  | \$ Change           | % Change    |
| Compensation                                 |                                  |                     |             |
| Salary Faculty and Graduate Students         | \$70,116,931                     | \$2,384,223         | 3.4%        |
| Salary University Staff                      | \$72,072,112                     | \$2,450,707         | 3.4%        |
| Salary Classified and Hourly                 | \$14,121,960                     | \$449,091           | 3.2%        |
| Benefits - Faculty and University Staff      | \$44,320,789                     | \$4,832,508         | 10.9%       |
| Benefits - Classified & Staff Tuition Waiver | \$6,926,772                      | \$468,362           | 6.8%        |
| Mandatory Transfers/Other                    | \$72,411,142                     | \$8,900,070         | 12.3%       |
| Institutional Financial Aid                  | \$1,416,582                      | \$0                 | 0.0%        |
| General Operating                            | \$49,625,212                     | \$841,486           | 1.7%        |
| Controlled Maintenance                       | \$0                              | \$0                 | 0.0%        |
| Library Expense                              | \$2,727,412                      | \$0                 | 0.0%        |
| Utilities                                    | \$4,416,258                      | \$0                 | 0.0%        |
| ICCA*  | \$17,572,423                     | \$2,043,429         | 11.6%       |
| Insurance                                    | \$4,119,404                      | \$159,108           | 3.9%        |
| <b>Operating Expense Sub-Total</b>           | <b>\$359,846,997</b>             | <b>\$16,518,709</b> | <b>4.6%</b> |

\*FY 2022-23 ICCA adjustment shows the annual increase after accounting for the revised base adjustment of \$6,010,276 to accommodate compensation action in November 2021.

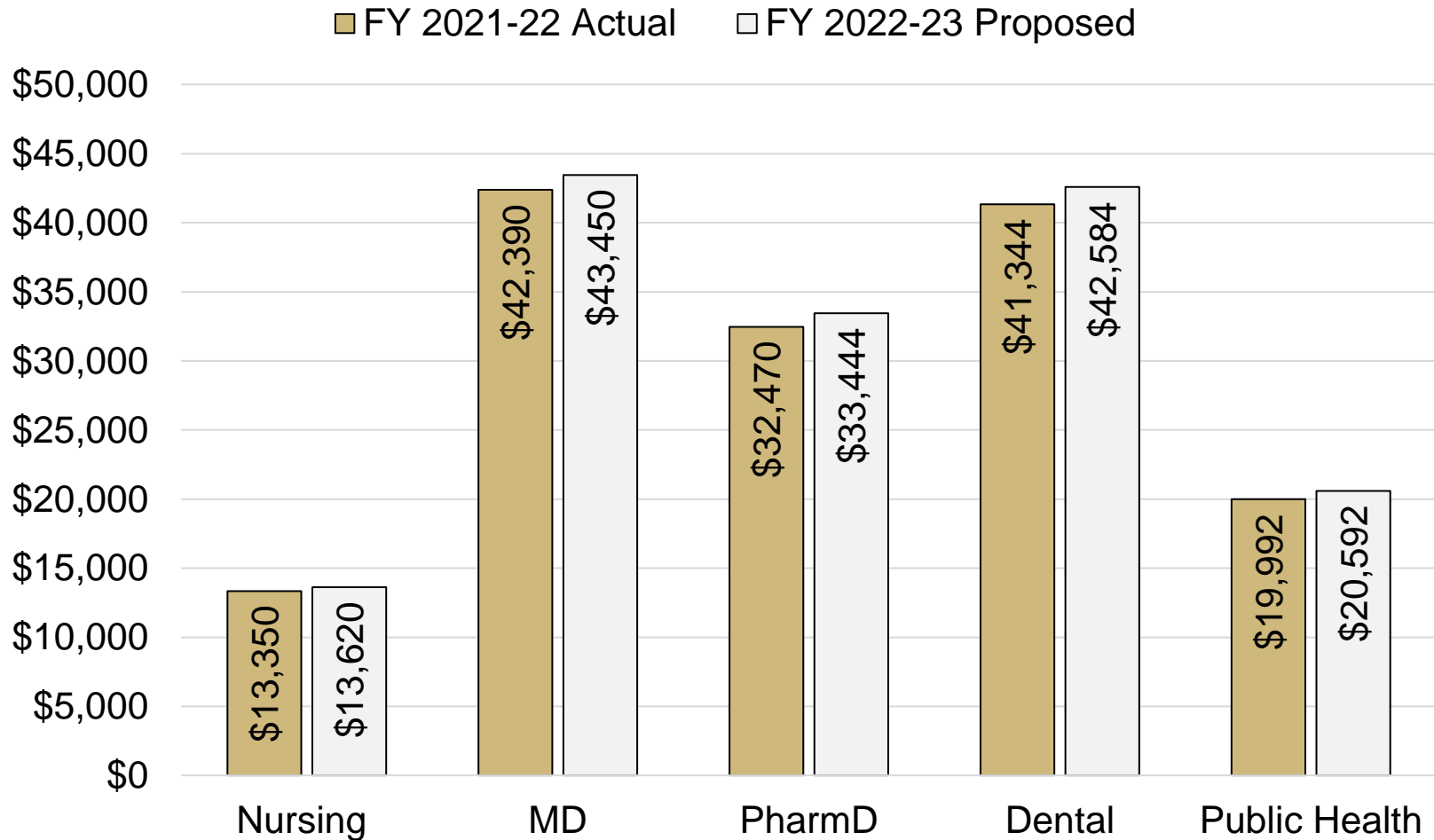


# CU Anschutz Expenditures, FY 2022-23 (cont.)

| Expenses   | FY 2021-22<br>Adjusted<br>Budget | FY 2022-23     |          |
|--|----------------------------------|----------------|----------|
|  |                                  | Recommendation |          |
| Operating Expense  |                                  | \$ Change      | % Change |
| Campus Initiatives                                       |                                  |                |          |
| Compression and Retention (Faculty and University Staff) |                                  | \$4,910,583    |          |
| Campus Initiatives Total                                 |                                  | \$4,910,583    |          |
| Total Estimated Budget                                   | \$359,846,997                    | \$21,429,292   | 6.0%     |



# Proposed CU Anschutz Resident Tuition, FY 2022-23



Note: Students received a one-time post-pandemic tuition relief credit equal to 3.0% of tuition in FY 2021-22.



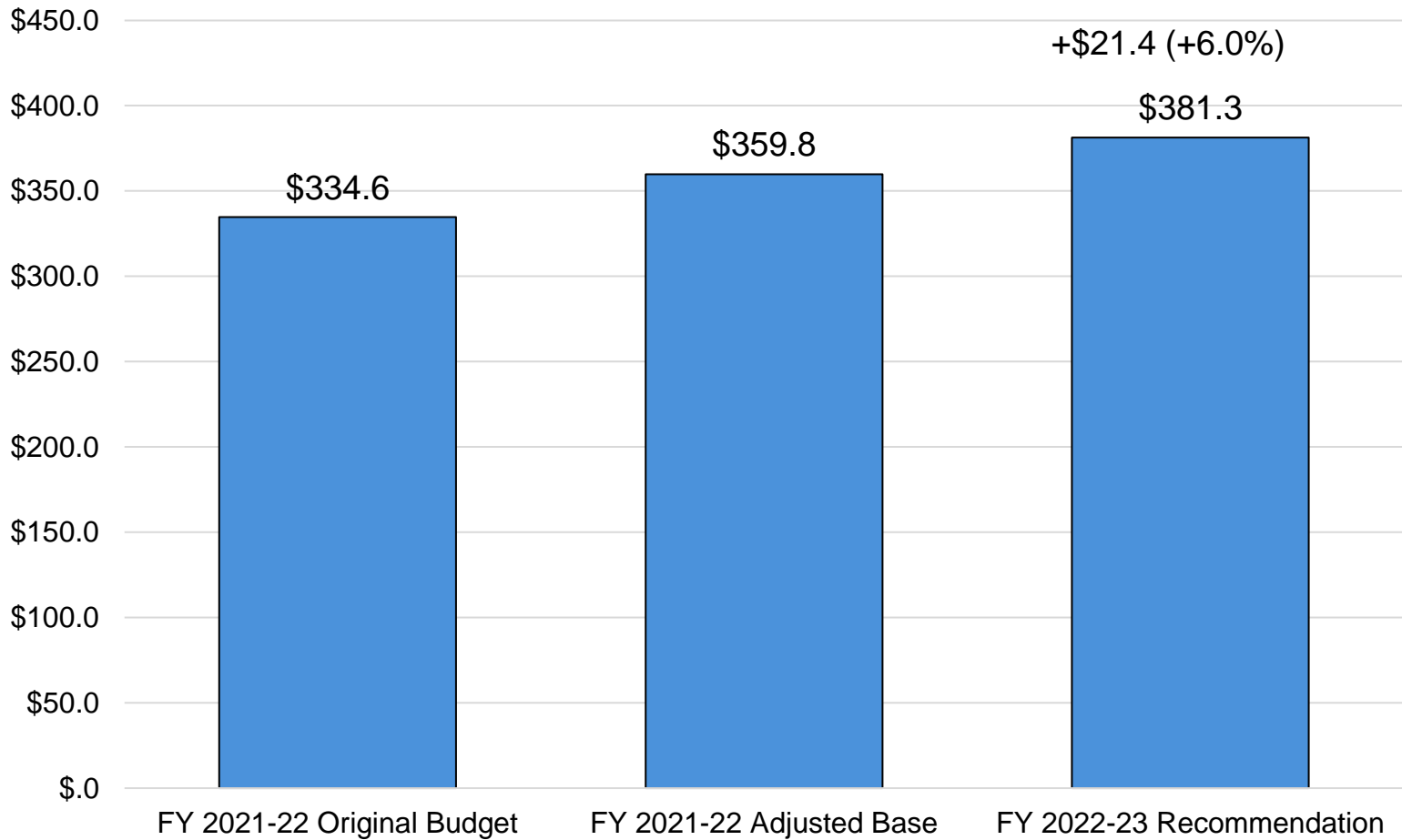
University of Colorado

Boulder | Colorado Springs | Denver | Anschutz Medical Campus

FOUR CAMPUSES UNITED

# CU Anschutz Fiscal Year E&G Budget Comparisons

(in millions)



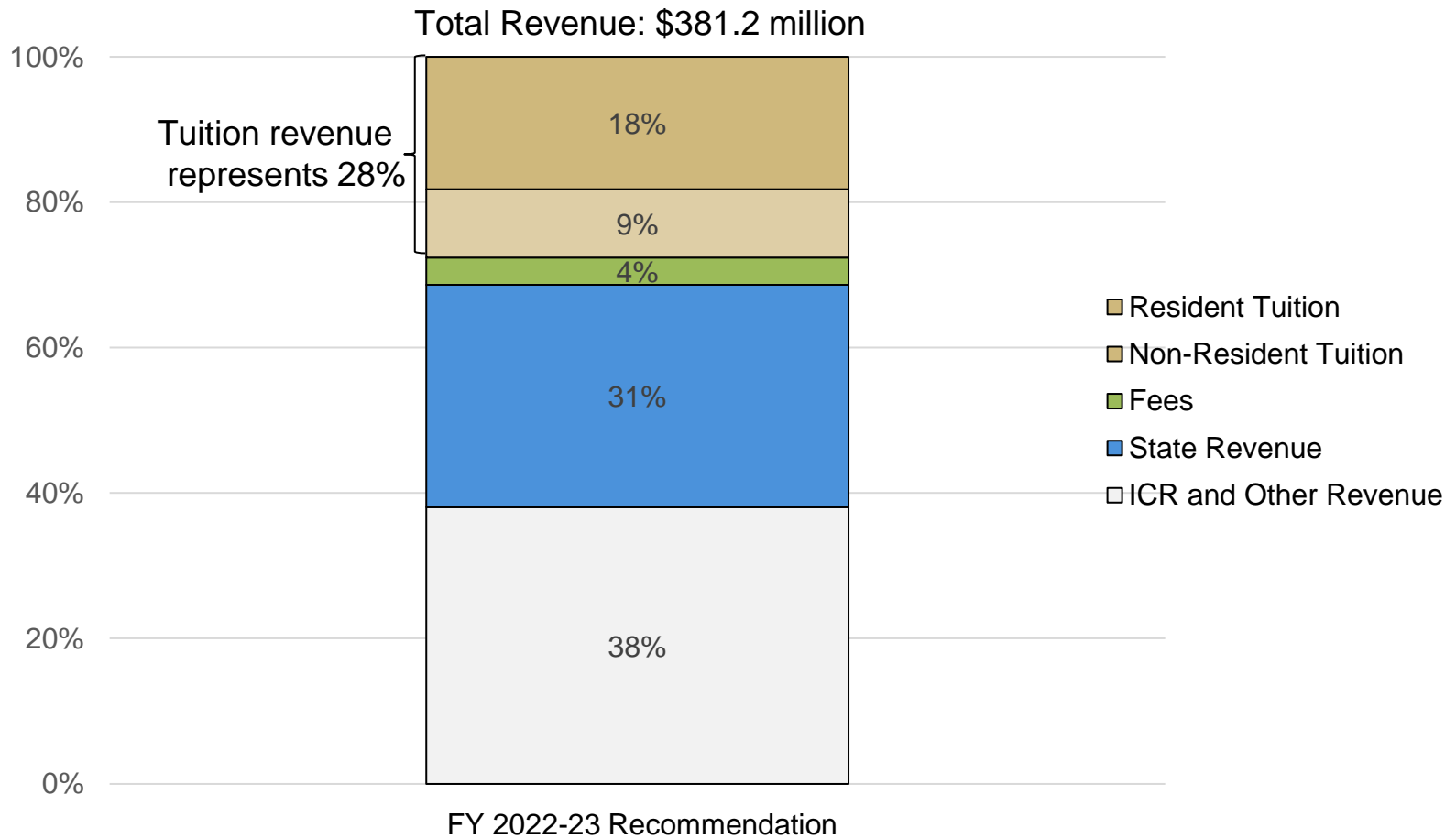
University of Colorado

Boulder | Colorado Springs | Denver | Anschutz Medical Campus

FOUR CAMPUSES UNITED



# CU Anschutz Revenues, FY 2022-23



University of Colorado

Boulder | Colorado Springs | Denver | Anschutz Medical Campus

FOUR CAMPUSES UNITED

# CU Anschutz FY 2022-23 Student Fee Proposals

- RTD Fee – No change
- Student Health Insurance – increase of \$220 or 3.7%

| Fee Name                               | Charge Frequency <sup>(1)</sup> | FY 2022 Current Rate | FY 2023 Proposed Rate | Dollar Change | Percent Change |
|--|---------------------------------|----------------------|-----------------------|---------------|----------------|
| <b><i>Student Activity Fees</i></b>    |                                 |                      |                       |               |                |
| RTD College Pass Program               | Per Term                        | \$37.70              | \$37.70               | \$0.00        | 0.0%           |
| <b><i>Mandatory Insurance Fees</i></b> |                                 |                      |                       |               |                |
| Health Insurance for Students          | Annual                          | \$5,900.00           | \$6,120.00            | \$220.00      | 3.7%           |
|  |                                 |                      |                       |               |                |

