

University of Colorado

Boulder · Colorado Springs · Denver

2009 Answer Book



Office of the Vice President for Budget & Finance
Institutional Research

Table of Contents

| | |
|---------------------------------|-----------|
| About CU | 1 |
| CU History | 2 |
| CU Governance | 3 |
| Campus Role and Mission | 5 |
| CU Students | 6 |
| Enrollment | 7 |
| Enrollment by Race/Ethnicity | 8 |
| Headcount vs. FTE | 9 |
| New Undergraduates | 10 |
| Undergraduate Transfers | 11 |
| Undergraduates' State of Origin | 12 |
| Retention and Graduation | 13 |
| Degrees Awarded | 14 |
| CU Faculty and Staff | 16 |
| Faculty and Staff Headcount | 17 |
| Distinguished Professors | 19 |
| President's Teaching Scholars | 21 |
| CU Research | 23 |
| Sponsored Research Awards | 24 |
| NSF Rankings | 26 |
| CU Financial Information | 27 |
| FY09 Budget | 28 |
| Cost of Attendance | 29 |
| Financial Aid | 30 |

About CU

CU History

The University of Colorado dates back to the early days of Colorado. At its first session in 1861, the Colorado territorial legislature passed an act providing for the creation of a university in Boulder. To establish the university, the legislature appropriated \$15,000, which was matched by Boulder residents. The Civil War delayed the formal founding of the university until 1876, the year Colorado became a state. The doors to Old Main opened on September 5, 1877. Old Main still stands and is used by many members of the university community.

CU has grown dramatically since its early days. It is now a system with three distinct campuses: CU Boulder, CU Colorado Springs, and UC Denver. In 1974 the Board of Regents officially established the CU System, led by a president, with each campus led by a chancellor. The Colorado Springs campus began in the 1920s as an extension center for the Boulder campus. By the 1960s the extension center had grown to more than 1,200 students. A gift of the land and buildings of the Cragmor Sanatorium provided a permanent site for the campus, and in 1965, the extension center became the University of Colorado at Colorado Springs. UC Denver has two locations – Downtown Denver and the Anschutz Medical Campus. The Downtown campus began offering extension courses from Boulder in 1912. It became an official extension center in 1957 with authority to grant degrees, and then became an autonomous CU campus in 1974. It shares the Auraria campus with the Community College of Denver and Metropolitan State College of Denver. The health sciences center began on the Boulder campus in 1883, but moved to Denver in 1925. It also became an autonomous CU campus and eventually outgrew its Denver space. In 1995 the federal government decommissioned the U.S. Army Medical Garrison at Fitzsimons in Aurora and conveyed the property to the university. The health sciences center subsequently began the move to what is now known as the Anschutz Medical Campus. On July 1, 2004, the University of Colorado at Denver and University of Colorado Health Sciences Center merged. After a comprehensive planning process involving faculty, students, administrators, and board members, it was determined that consolidation would enhance teaching and research programs, increase synergy across disciplines, stimulate access to new sources of funding, and help attract faculty, staff, and students of the highest quality.

Today, more than 54,000 students and 8,000 instructional and research faculty members make CU the largest institution of higher education in the state. Over the years, CU has developed programs that have responded to the state's need for comprehensive baccalaureate and graduate education. It has also developed programs that are especially sensitive to the needs of the communities it serves. Boulder offered the first interdisciplinary telecommunications program in the country, which now supports the Front Range area's status as a hub for telecommunications companies. Colorado Springs distinguishes itself in space and electronics research, which creates a mutually supportive relationship with some of the area's main industries. Downtown Denver offers programs in architecture and planning, business, and public administration that serve the needs of its urban population, and the Anschutz Medical Campus is recognized nationally for its research and teaching and for its outstanding outreach programs, which serve both urban and rural communities while contributing to the education of health sciences students.

CU Governance

The **State of Colorado**, through the governor's office and the legislature, provides oversight of the University of Colorado as a state institution. The 11-member **Colorado Commission on Higher Education (CCHE)** acts as a central policy and coordinating board for Colorado public higher education. Members are appointed by the governor and confirmed by the senate. One commissioner is appointed from each congressional district; four are appointed at large. The CCHE works in consultation with Colorado's eight governing boards of higher education to develop and implement legislative directives and statewide higher education policy. The University of Colorado is governed by a nine member **Board of Regents**, as established by the Colorado Constitution. Regents are constitutionally charged with the general supervision of the university and fiduciary insight. Board members serve staggered six-year terms. One member is elected from each of the state's seven congressional districts; two are elected at large.

Michael Carrigan, Denver (District 1); *term expires January 2011*

Joseph Neguse, Boulder (District 2); *term expires January 2015*

Tilman "Tillie" Bishop, Grand Junction (District 3); *term expires January 2013*

Tom Lucero, Johnstown (District 4); *term expires January 2011*

Kyle Hybl, Colorado Springs (District 5); *term expires January 2013*

James E. Geddes, Sedalia (District 6); *term expires January 2015*

Monisha Merchant, Lakewood (District 7); *term expires January 2015*

Steve Bosley, Louisville (at large); *term expires January 2011*

Stephen Ludwig, Aurora (at large); *term expires January 2013*

It is a guiding principle of the **shared governance** recognized by the Board of Regents that the faculty and the administration collaborate in major decisions affecting the academic welfare of the university. The faculty takes the lead in decisions concerning selection of new faculty. The administration takes the lead in establishing university priorities and managing matters of accountability, internal operations, and external relations of the university. In every case, the faculty and the administration participate in the governance and operation of the university as provided by and in accordance with the laws and policies of the Board of Regents and the laws and regulations of the State of Colorado.

Administration

President Bruce D. Benson is the principal executive officer of the CU System and carries out the policies and programs established by the Board of Regents. Other key administrative officers include:

Kelly Fox, Vice President for Budget and Finance and Chief Financial Officer

Leonard Dinegar, Vice President for Administration and Chief of Staff

Daniel Wilkerson, Vice President and University Counsel

Tanya Mares Kelly-Bowry, Vice President for Government Relations

Each campus is governed by a **chancellor**. The chancellor is the chief academic and administrative officer responsible to the president for the conduct of the affairs of their respective campus in accordance with the policies of the Board of Regents.

Philip P. DiStefano, Boulder

Pamela Shockley-Zalabak, Colorado Springs

M. Roy Wilson, Denver

Faculty

The **Faculty Council** is the representative governing body of the Faculty Senate. The chair or other designated representative of the Faculty Council is the spokesperson for the faculty when addressing the Board of Regents on matters of importance to shared governance.

John McDowell, Chair

Uriel Nauenberg, Vice Chair

Jackie Berning, Secretary

Staff

The **University of Colorado Staff Council** serves as the university-wide representative body for communicating to the administration and Board of Regents matters of concern to exempt professionals and classified staff employees on all campuses.

Lori Krug, Chair

Greg Lundgren, Vice Chair

Pat Testarmata, Treasurer

Students

The **Intercampus Student Forum** serves as the university-wide representative body for communicating to the administration and Board of Regents matters of concern to the students on all campuses.

Dustin Farivar, Chair

Role and Mission of CU Campuses

Each of the CU campuses is accredited by the Higher Learning Commission of the North Central Association of Colleges and Schools and plays a distinct and complementary role within the CU System. The roles and missions of Colorado's public institutions are recorded in the State Statutes.

University of Colorado at Boulder

The Boulder campus of the University of Colorado shall be a comprehensive graduate research university with selective admission standards. The Boulder campus of the University of Colorado shall offer a comprehensive array of undergraduate, master's, and doctoral degree programs. . . (CRS: 23-20-101(1)(a))

University of Colorado at Colorado Springs

The Colorado Springs campus of the University of Colorado shall be a comprehensive baccalaureate university with selective admission standards. The Colorado Springs campus shall offer liberal arts and sciences, business, engineering, health sciences, and teacher preparation undergraduate degree programs, and a selected number of master's and doctoral degree programs. . . (CRS: 23-20-101(1)(c))

University of Colorado Denver

The Denver campus of the University of Colorado shall be an urban comprehensive undergraduate and graduate research university with selective admission standards. The Denver campus shall offer baccalaureate, master's, and a limited number of doctoral degree programs, emphasizing those that serve the needs of the Denver metropolitan area. . . (CRS: 23-20-101(1)(b))

The Health Sciences Center campus of the University of Colorado shall offer specialized baccalaureate, first-professional, master's, and doctoral degree programs in health-related disciplines and professions. It shall be affiliated with the University of Colorado Hospital and other health care facilities that offer settings for education, clinical practice, and basic and applied research. . . (CRS: 23-20-101(1)(d))

To accomplish their missions, the University of Colorado campuses offer more than 300 degree programs through 30 schools and colleges. Additionally, the university offers more than 350 online courses and a variety of continuing education classes. Each school and college is headed by a dean, who is its principal administrative officer. Most are composed of one or more departments headed by a department chair who reports to the dean.

CU Students

University of Colorado Fall 2008 Enrollment

| | Boulder | | Colorado Springs | | Denver | | CU Total | |
|-----------------------------|---------|-----|------------------|-----|--------|-----|----------|-----|
| Total | 30,128 | | 7,989 | | 16,057 | | 54,174 | |
| Full-Time | 27,299 | 91% | 6,058 | 76% | 10,266 | 64% | 43,623 | 81% |
| Part-Time | 2,829 | 9% | 1,931 | 24% | 5,791 | 36% | 10,551 | 19% |
| Undergraduate | 25,392 | 84% | 6,498 | 81% | 9,013 | 56% | 40,903 | 76% |
| Graduate/First Professional | 4,736 | 16% | 1,491 | 19% | 7,044 | 44% | 13,271 | 24% |
| Resident | 20,038 | 67% | 7,410 | 93% | 14,382 | 90% | 41,830 | 77% |
| Non-Resident | 10,090 | 33% | 579 | 7% | 1,675 | 10% | 12,344 | 23% |
| Male | 15,997 | 53% | 3,439 | 43% | 6,897 | 43% | 26,333 | 49% |
| Female | 14,131 | 47% | 4,550 | 57% | 9,160 | 57% | 27,841 | 51% |
| African American | 476 | 2% | 275 | 3% | 632 | 4% | 1,383 | 3% |
| American Indian | 240 | 1% | 58 | 1% | 125 | 1% | 423 | 1% |
| Asian American | 1,735 | 6% | 363 | 5% | 1,400 | 9% | 3,498 | 6% |
| Latino | 1,823 | 6% | 757 | 9% | 1,464 | 9% | 4,044 | 7% |
| White & Unknown | 24,633 | 82% | 6,484 | 81% | 11,732 | 73% | 42,849 | 79% |
| International | 1,221 | 4% | 52 | 1% | 704 | 4% | 1,977 | 4% |

Based on Census Date Enrollment. Includes degree-seeking and non-degree-seeking students.

University of Colorado Headcount Enrollment by Level and Race/Ethnicity, Fall 2008

| | Undergraduate | | Graduate/First Professional | | Total | |
|-------------------------|---------------|-------------|-----------------------------|-------------|---------------|-------------|
| Boulder | 25,392 | 100% | 4,736 | 100% | 30,128 | 100% |
| African American | 406 | 2% | 70 | 1% | 476 | 2% |
| American Indian | 187 | 1% | 53 | 1% | 240 | 1% |
| Asian American | 1,563 | 6% | 172 | 4% | 1,735 | 6% |
| Latino | 1,611 | 6% | 212 | 4% | 1,823 | 6% |
| Minority Total | 3,767 | 15% | 507 | 11% | 4,274 | 14% |
| White & Unknown | 21,228 | 84% | 3,405 | 72% | 24,633 | 82% |
| International | 397 | 2% | 824 | 17% | 1,221 | 4% |
| Colorado Springs | 6,498 | 100% | 1,491 | 100% | 7,989 | 100% |
| African American | 232 | 4% | 43 | 3% | 275 | 3% |
| American Indian | 53 | 1% | 5 | 0% | 58 | 1% |
| Asian American | 306 | 5% | 57 | 4% | 363 | 5% |
| Latino | 643 | 10% | 114 | 8% | 757 | 9% |
| Minority Total | 1,234 | 19% | 219 | 15% | 1,453 | 18% |
| White & Unknown | 5,235 | 81% | 1,249 | 84% | 6,484 | 81% |
| International | 29 | 0% | 23 | 2% | 52 | 1% |
| Denver | 9,013 | 100% | 7,044 | 100% | 16,057 | 100% |
| African American | 445 | 5% | 187 | 3% | 632 | 4% |
| American Indian | 84 | 1% | 41 | 1% | 125 | 1% |
| Asian American | 964 | 11% | 436 | 6% | 1,400 | 9% |
| Latino | 1,086 | 12% | 378 | 5% | 1,464 | 9% |
| Minority Total | 2,579 | 29% | 1,042 | 15% | 3,621 | 23% |
| White & Unknown | 6,179 | 69% | 5,553 | 79% | 11,732 | 73% |
| International | 255 | 3% | 449 | 6% | 704 | 4% |
| CU Total | 40,903 | 100% | 13,271 | 100% | 54,174 | 100% |
| African American | 1,083 | 3% | 300 | 2% | 1,383 | 3% |
| American Indian | 324 | 1% | 99 | 1% | 423 | 1% |
| Asian American | 2,833 | 7% | 665 | 5% | 3,498 | 6% |
| Latino | 3,340 | 8% | 704 | 5% | 4,044 | 7% |
| Minority Total | 7,580 | 19% | 1,768 | 13% | 9,348 | 17% |
| White & Unknown | 32,642 | 80% | 10,207 | 77% | 42,849 | 79% |
| International | 681 | 2% | 1,296 | 10% | 1,977 | 4% |

Based on Census Date Enrollment. Includes degree-seeking and non-degree-seeking students.

**University of Colorado Headcount and Student FTE Comparisons
Fall 2007 and FY 2008**

| Campus | Fall 2007 Headcount | FY 2008 FTE |
|---------------------------------|--------------------------------|------------------------|
| Boulder | 29,461 | 26,103 |
| Undergraduate Resident | 16,929 | 16,034 |
| Undergraduate Non-Resident | 7,891 | 7,563 |
| Graduate Resident | 3,240 | 1,751 |
| Graduate Non-Resident | 1,401 | 755 |
| Colorado Springs | 7,693 | 6,280 |
| Undergraduate Resident | 5,950 | 5,186 |
| Undergraduate Non-Resident | 284 | 390 |
| Graduate Resident | 1,348 | 650 |
| Graduate Non-Resident | 111 | 54 |
| Denver (Downtown Campus) | 12,726 | 9,273 |
| Undergraduate Resident | 7,600 | 6,361 |
| Undergraduate Non-Resident | 588 | 493 |
| Graduate Resident | 4,039 | 2,123 |
| Graduate Non-Resident | 499 | 296 |

Student FTE (number of full-time equivalent students) is calculated by dividing total student credit hours by 30 (per the policy of the Colorado Commission on Higher Education)

University of Colorado New Degree-Seeking Undergraduates, Fall 2008

| | Headcount Enrollment | |
|---------------------------------|-----------------------------|-----|
| Boulder | | |
| First-Time Freshmen | 5,833 | 82% |
| Resident | 3,064 | |
| Non-Resident | 2,769 | |
| Transfers | 1,320 | 18% |
| Colorado Springs | | |
| First-Time Freshmen | 1,159 | 61% |
| Transfers | 747 | 39% |
| Denver (Downtown Campus) | | |
| First-Time Freshmen | 1,110 | 48% |
| Transfers | 1,199 | 52% |

| Campus | First Time Freshmen | | | | Transfers |
|------------------|----------------------------|-------------------------|----------------------|--------------------|--------------------|
| | High School GPA | High School Rank | Composite ACT | Average SAT | College GPA |
| Boulder | 3.6 | 76.9 | 25.9 | 1177 | 3.19 |
| Colorado Springs | 3.3 | 64.4 | 23.2 | 1076 | 2.95 |
| Denver | 3.3 | 67.6 | 22.5 | 1071 | 3.00 |

Source: SURDS Undergraduate Applicant File

University of Colorado Transfer Students, FY08

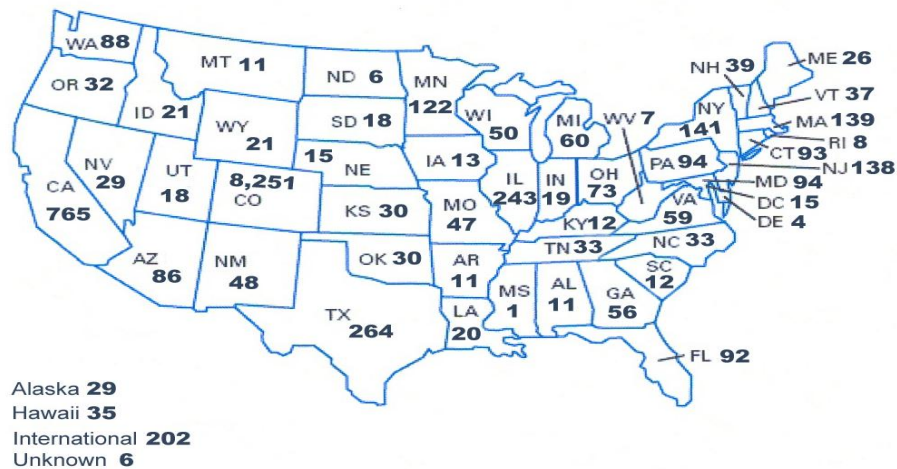
| Institution Transferred From | Boulder | | Colorado Springs | | Denver (DDC) | | Total | |
|--|--------------|-------------|------------------|-------------|--------------|-------------|--------------|-------------|
| CU System* | 199 | 11% | 79 | 6% | 253 | 14% | 531 | 11% |
| Boulder | 88 | | 37 | | 168 | | 293 | |
| Colorado Springs | 34 | | 30 | | 59 | | 123 | |
| Denver | 77 | | 12 | | 26 | | 115 | |
| Colorado 2-Year Public Institutions | 418 | 23% | 544 | 43% | 619 | 33% | 1,581 | 32% |
| Aims Community College | 10 | | 4 | | 3 | | 17 | |
| Arapahoe Community College | 24 | | 13 | | 117 | | 154 | |
| Colorado Mountain College | 41 | | 10 | | 29 | | 80 | |
| Colorado NW Community College | 1 | | 1 | | - | | 2 | |
| Community College of Aurora | 12 | | 6 | | 123 | | 141 | |
| Community College of Denver | 27 | | 4 | | 135 | | 166 | |
| Front Range Community College | 224 | | 10 | | 98 | | 332 | |
| Lamar Community College | 2 | | 1 | | 1 | | 4 | |
| Morgan Community College | 1 | | 1 | | 5 | | 7 | |
| Northeastern Junior College | 3 | | 2 | | 1 | | 6 | |
| Otero Junior College | 2 | | 1 | | 3 | | 6 | |
| Pikes Peak Community College | 25 | | 464 | | 15 | | 504 | |
| Pueblo Community College | 1 | | 11 | | 5 | | 17 | |
| Red Rocks Community College | 43 | | 7 | | 82 | | 132 | |
| Trinidad State Junior College | 2 | | 9 | | 2 | | 13 | |
| Colorado 4-Year Public Institutions, excluding CU | 268 | 15% | 178 | 14% | 406 | 22% | 852 | 17% |
| Adams State College | 3 | | 11 | | 2 | | 16 | |
| Colorado School of Mines | 24 | | 6 | | 17 | | 47 | |
| Colorado State University | 70 | | 49 | | 92 | | 211 | |
| Colorado State University - Pueblo | 11 | | 20 | | 10 | | 41 | |
| Fort Lewis College | 25 | | 13 | | 19 | | 57 | |
| Mesa State College | 15 | | 6 | | 13 | | 34 | |
| Metropolitan State College | 66 | | 15 | | 167 | | 248 | |
| University of Northern Colorado | 45 | | 47 | | 77 | | 169 | |
| Western State College | 9 | | 11 | | 9 | | 29 | |
| Colorado 4-Year Private Institutions | 60 | 3% | 41 | 3% | 54 | 3% | 155 | 3% |
| Colorado Christian University | 4 | | 6 | | 5 | | 15 | |
| Colorado College | 2 | | 2 | | 2 | | 6 | |
| Colorado Technical University | | | 16 | | 3 | | 19 | |
| DeVry University - Denver | 3 | | 2 | | 3 | | 8 | |
| Naropa University | 4 | | - | | 1 | | 5 | |
| Regis University | 8 | | 2 | | 12 | | 22 | |
| Rocky Mtn. College of Art & Design | 1 | | - | | 4 | | 5 | |
| University of Denver | 35 | | 7 | | 23 | | 65 | |
| US Air Force Academy | 3 | | 6 | | 1 | | 10 | |
| Out-of-State Institutions | 898 | 49% | 435 | 34% | 535 | 29% | 1,868 | 37% |
| ALL TRANSFERS | 1,843 | 100% | 1,277 | 100% | 1,867 | 100% | 4,987 | 100% |

* Students shown as transferring from and to the same campus transitioned from Continuing Education, Special, or Non-degree status to Degree-seeking status. Source: SURDS Undergraduate Applicant File

University of Colorado First-Time Undergraduates and Undergraduate Transfers: State of Origin, Fall 2008

| State of Origin | Number of Students | State of Origin | Number of Students |
|----------------------|--------------------|-----------------|--------------------|
| Alabama | 11 | Nebraska | 15 |
| Alaska | 29 | Nevada | 29 |
| Arizona | 86 | New Hampshire | 39 |
| Arkansas | 11 | New Jersey | 138 |
| California | 765 | New Mexico | 48 |
| Colorado | 8,251 | New York | 141 |
| Connecticut | 93 | North Carolina | 33 |
| Delaware | 4 | North Dakota | 6 |
| District of Columbia | 15 | Ohio | 73 |
| Florida | 92 | Oklahoma | 30 |
| Georgia | 56 | Oregon | 32 |
| Hawaii | 35 | Pennsylvania | 94 |
| Idaho | 21 | Rhode Island | 8 |
| Illinois | 243 | South Carolina | 12 |
| Indiana | 19 | South Dakota | 18 |
| Iowa | 13 | Tennessee | 33 |
| Kansas | 30 | Texas | 264 |
| Kentucky | 12 | Utah | 18 |
| Louisiana | 20 | Vermont | 37 |
| Maine | 26 | Virginia | 59 |
| Maryland | 94 | Washington | 88 |
| Massachusetts | 139 | West Virginia | 7 |
| Michigan | 60 | Wisconsin | 50 |
| Minnesota | 122 | Wyoming | 21 |
| Mississippi | 1 | Foreign Country | 202 |
| Missouri | 47 | Unknown | 6 |
| Montana | 11 | | |

Source: SURDS Enrollment File



Freshmen Retention Rate

First-time, Full-time Degree-Seeking Undergraduates

Fall 2007 Cohort: Percent Enrolled Fall 2008

| | Boulder | Colorado Springs | Denver |
|---------------------|----------------|-------------------------|---------------|
| Minority | 80% | 69% | 73% |
| White | 85% | 71% | 69% |
| Other/Unknown | 86% | 68% | 72% |
| International | 87% | 75% | 77% |
| All Students | 84% | 70% | 71% |

Six-Year Graduation Rate

First-time, Full-time Degree-Seeking Undergraduates

2002 Cohort: Percent Graduated within Six Years

| | Boulder | Colorado Springs | Denver |
|---------------------|----------------|-------------------------|---------------|
| Minority | 61% | 45% | 31% |
| White | 68% | 42% | 38% |
| Other/Unknown | 64% | 54% | 61% |
| International | 56% | 40% | - |
| All Students | 67% | 43% | 37% |

University of Colorado Degrees Awarded FY08*

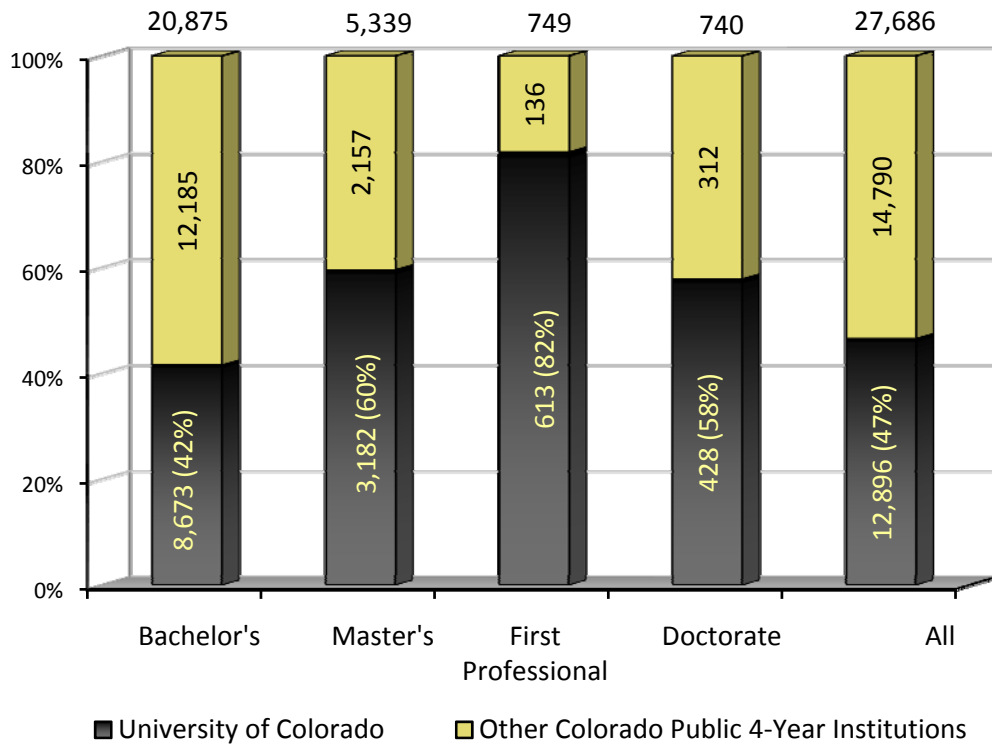
| | Bachelor's | Master's | First Professional | Doctorate | All |
|--|-------------------|-----------------|---------------------------|------------------|---------------|
| Boulder | 5,790 | 996 | 173 | 323 | 7,282 |
| College of Arts and Sciences | 3,902 | 336 | - | 201 | 4,439 |
| Leeds School of Business | 860 | 137 | - | 11 | 1,008 |
| College of Engineering and Applied Science | 549 | 306 | - | 74 | 929 |
| College of Architecture and Planning | 176 | - | - | - | 176 |
| School of Journalism and Mass Communication | 246 | 28 | - | 6 | 280 |
| College of Music | 57 | 44 | - | 18 | 119 |
| School of Education | - | 145 | - | 13 | 158 |
| School of Law | - | - | 173 | - | 173 |
| Colorado Springs | 1,165 | 495 | - | 7 | 1,667 |
| College of Letters, Arts, and Sciences | 686 | 52 | - | 1 | 739 |
| College of Engineering and Applied Science | 95 | 47 | - | 6 | 148 |
| Beth-El College of Nursing and Health Sciences | 149 | 58 | - | - | 207 |
| College of Business and Administration# | 235 | 112 | - | - | 347 |
| College of Education | - | 198 | - | - | 198 |
| School of Public Affairs | - | 28 | - | - | 28 |
| Denver | 1,718 | 1,691 | 440 | 98 | 3,947 |
| College of Architecture and Planning | - | 180 | - | 3 | 183 |
| College of Arts and Media | 208 | 5 | - | - | 213 |
| Business School | 342 | 435 | - | 2 | 779 |
| School of Education and Human Development^ | - | 454 | - | 13 | 467 |
| College of Engineering and Applied Science | 124 | 95 | - | 5 | 224 |
| College of Liberal Arts and Sciences | 806 | 172 | - | 3 | 981 |
| School of Public Affairs | - | 149 | - | 4 | 153 |
| School of Dental Medicine | 16 | - | 67 | - | 83 |
| School of Medicine | 3 | 89 | 186 | 52 | 330 |
| College of Nursing | 219 | 112 | 17 | 10 | 358 |
| School of Pharmacy | - | - | 170 | 6 | 176 |
| All Campuses | 8,673 | 3,182 | 613 | 428 | 12,896 |

* Duplicated degree counts

#Excludes Distance MBA

^ 35 Education Specialists degrees included in Master's degree count

**University of Colorado and other Colorado Public 4-Year Institutions
Degrees Awarded, FY08**

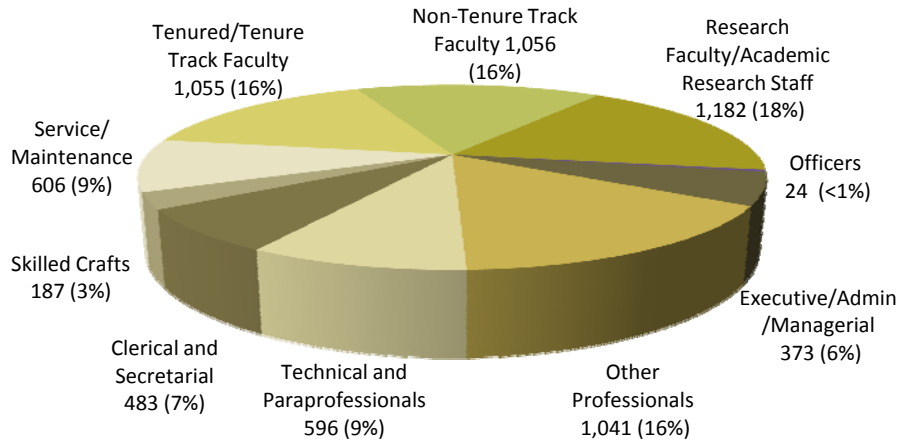


CU Faculty and Staff

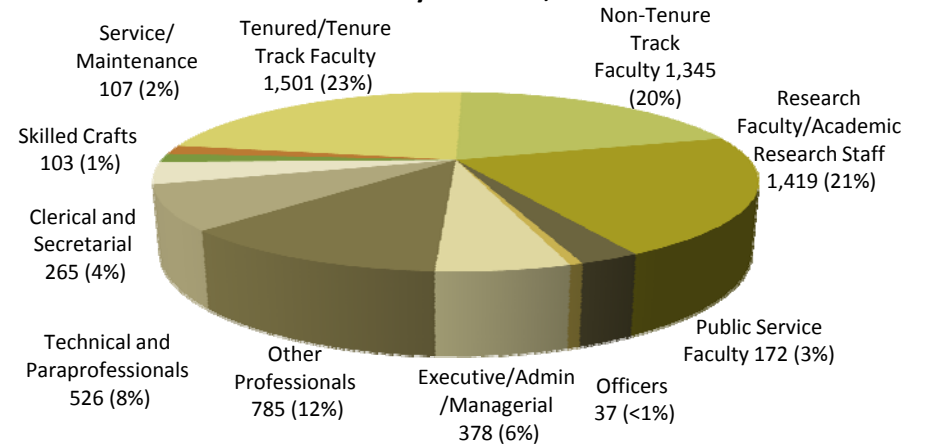
University of Colorado Faculty and Staff, Fall 2008

| | Boulder | | | Colorado Springs | | | Denver | | | System Administration | | | CU Total | | |
|--|--------------|--------------|--------------|------------------|------------|--------------|--------------|------------|--------------|-----------------------|-----------|------------|---------------|--------------|---------------|
| | Full-Time | Part-Time | Total | Full-Time | Part-Time | Total | Full-Time | Part-Time | Total | Full-Time | Part-Time | Total | Full-Time | Part-Time | Total |
| Faculty/Academic Staff | 2,217 | 1,076 | 3,293 | 323 | 328 | 651 | 3,722 | 715 | 4,437 | 0 | 0 | 0 | 6,262 | 2,119 | 8,381 |
| Instructional Faculty | 1,368 | 743 | 2,111 | 305 | 310 | 615 | 2,312 | 534 | 2,846 | | | | 3,985 | 1,587 | 5,572 |
| Tenured/Tenure Track | 1,051 | 4 | 1,055 | 209 | 13 | 222 | 1,497 | 4 | 1,501 | | | | 2,757 | 21 | 2,778 |
| Full Professor | 434 | 4 | 438 | 75 | 9 | 84 | 437 | 4 | 441 | | | | 946 | 17 | 963 |
| Associate Professor | 317 | - | 317 | 58 | 4 | 62 | 505 | - | 505 | | | | 880 | 4 | 884 |
| Assistant Professor | 300 | - | 300 | 76 | - | 76 | 555 | - | 555 | | | | 931 | - | 931 |
| Non-Tenure Track | 317 | 739 | 1,056 | 96 | 297 | 393 | 815 | 530 | 1,345 | | | | 1,228 | 1,566 | 2,794 |
| Instructor/Sr Instructor | 317 | 68 | 385 | 93 | 32 | 125 | 751 | 14 | 765 | | | | 1,161 | 114 | 1,275 |
| Other* | - | 671 | 671 | 3 | 265 | 268 | 64 | 516 | 580 | | | | 67 | 1,452 | 1,519 |
| Research Faculty/Academic Research Staff | 849 | 333 | 1,182 | 16 | 13 | 29 | 1,352 | 67 | 1,419 | | | | 2,217 | 413 | 2,630 |
| Public Service Faculty | - | - | - | 2 | 5 | 7 | 58 | 114 | 172 | | | | 60 | 119 | 179 |
| Staff | 2,768 | 542 | 3,310 | 437 | 57 | 494 | 2,073 | 128 | 2,201 | 364 | 40 | 404 | 5,642 | 767 | 6,409 |
| Officers | 24 | - | 24 | 15 | - | 15 | 37 | - | 37 | 12 | - | 12 | 88 | - | 88 |
| Executive/Administrative/Managerial | 344 | 29 | 373 | 78 | 6 | 84 | 352 | 26 | 378 | 97 | 7 | 104 | 871 | 68 | 939 |
| Other Professionals (support/service) | 819 | 222 | 1,041 | 164 | 31 | 195 | 765 | 20 | 785 | 194 | 23 | 217 | 1,942 | 296 | 2,238 |
| Technical and Paraprofessionals | 490 | 106 | 596 | - | - | - | 454 | 72 | 526 | 35 | 2 | 37 | 979 | 180 | 1,159 |
| Clerical and Secretarial | 347 | 136 | 483 | 103 | 10 | 113 | 256 | 9 | 265 | 26 | 8 | 34 | 732 | 163 | 895 |
| Skilled Crafts | 177 | 10 | 187 | - | - | - | 102 | 1 | 103 | - | - | - | 279 | 11 | 290 |
| Service/Maintenance | 567 | 39 | 606 | 77 | 10 | 87 | 107 | - | 107 | - | - | - | 751 | 49 | 800 |
| TOTAL | 4,985 | 1,618 | 6,603 | 760 | 385 | 1,145 | 5,795 | 843 | 6,638 | 364 | 40 | 404 | 11,904 | 2,886 | 14,790 |

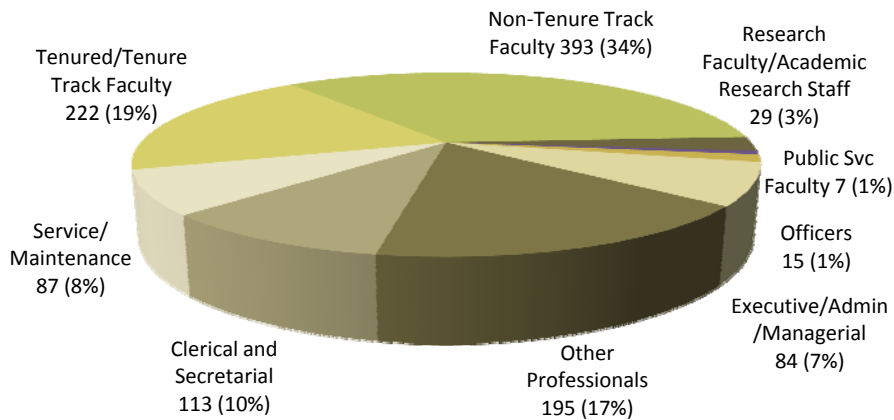
Boulder Faculty and Staff, Fall 2008



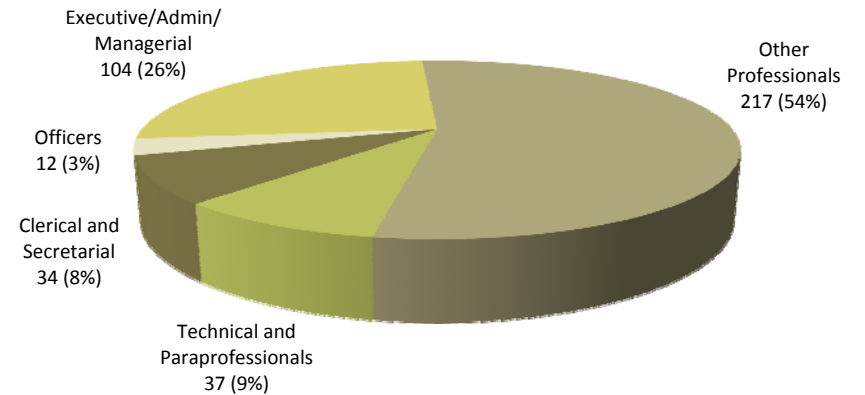
Denver Faculty and Staff, Fall 2008



Colorado Springs Faculty and Staff, Fall 2008



System Administration Staff, Fall 2008



Distinguished Professors

CU encourages faculty to excel both in the classroom and in research and scholarship. Excellence in teaching ensures that students derive all they can from faculty, and research is vital to a comprehensive university because it helps faculty stay at the forefront of their fields. CU supports its faculty through professional development programs that aim to improve the quality of undergraduate and graduate teaching. The CU-Boulder Faculty Teaching Excellence Program provides a forum for faculty to share ideas and methods for effective teaching. The Center for Faculty Development at UC Denver assists faculty with teaching, research, technology, and outcomes assessment.

The University of Colorado extends the title "distinguished professor" to recognize the outstanding contributions of CU faculty members to their academic disciplines, as attested to by national or international recognition and/or their significant public service achievements. Candidates for this honor must demonstrate accomplishments in exemplary teaching and distinguished scholarship or creative work. As of 2008, 53 professors within the CU system have been honored with the title of distinguished professor.

ACTIVE

Kristi S. Anseth
Chemical & Biological Engineering - Boulder

Frank S. Barnes, Ph.D.
Electrical/Computer Engineering - Boulder

Roger G. Barry, Ph.D.
Geography - Boulder

Marvin Caruthers, Ph.D.
Chemistry/Biochemistry - Boulder

Thomas R. Cech, Ph.D.
Chemistry/Biochemistry - Boulder

Reuben Cherniack, M.D.
Medicine - Denver (AMC)

Henry N. Claman, Ph.D.
Microbiology/Immunology & Medicine - Denver (AMC)

Andrzej Ehrenfeucht, Ph.D.
Computer Science - Boulder

Margaret A. Eisenhart, Ph.D.
Education - Boulder

Barbara Alpern Engel
History - Boulder

Kathryn Bloch Horwitz, Ph.D.
Medicine/Endocrinology - Denver (AMC)

Richard Jessor
Psychology & Institute of Behavioral Science - Boulder

Spero M. Manson, Ph.D.
Psychiatry - Denver (AMC)

James R. Markusen, Ph.D.
Economics - Boulder

Robert C. Murphy, Ph.D.
Pharmacology - Denver (AMC)

Allan McMurray
Music - Boulder

Jane Menken, Ph.D.
Sociology - Boulder

Margaret M. Murnane
JILA & Physics and Electrical and Computer Engineering - Boulder

Norman R. Pace
Molecular, Cellular & Developmental Biology - Boulder

Thomas A Pyszczynski, Ph.D.
Psychology - Colorado Springs

Paul E. Teske, Ph.D.
Public Affairs - Denver (DDC)

Linda M. R. Watkins, Ph.D.
Psychology & Center for Neurosciences - Boulder

Jean Watson, Ph.D.
Nursing and Center for Human Caring - Denver (AMC)

Carl E. Wieman, Ph.D.
Physics - Boulder

John W. Kappler, Ph.D.
Immunology - Denver (AMC)
Howard Hughes Medical Institute
National Jewish Medical & Research Center

Carl Lineberger, Ph.D.
Chemistry/Biochemistry - Boulder

Steven Maier, Ph.D.
Psychology - Boulder

Philippa Marrack, Ph.D.
Immunology - Denver (AMC)
Howard Hughes Medical Institute
National Jewish Medical & Research Center

Charles F. Wilkinson, LL.B.
Law - Boulder

William B. Wood, Ph.D.
Molecular, Cellular and Developmental Biology - Boulder

RETIRED

Delbert S. Elliott, Ph.D.
Institute of Behavioral Science - Boulder

Stephen Fischer-Galati, Ph.D.
History - Boulder

Fred W. Glover
Business - Boulder

Robert L. Linn, Ph.D.
Education - Boulder

Richard McCray, Ph.D.
Astrophysical/Planetary Sciences - Boulder

J. Richard McIntosh, Ph.D.
Molecular, Cellular and Developmental Biology - Boulder

Marjorie K. McIntosh, Ph.D.
History - Boulder

G. Barry Pierce, M.D.
Pathology - Denver (AMC)

David Prescott, Ph.D.
Molecular, Cellular and Developmental Biology - Boulder

David W. Talmage, Ph.D.
Research Affairs - Denver (AMC)

Norman Weiner, M.D.
Pharmacology - Denver (AMC)

Wolfgang Schmidt, Ph.D.
Mathematics - Boulder

DECEASED

Hazel E. Barnes, Ph.D.
Philosophy - Boulder

Kenneth Boulding, Ph.D.
Economics - Boulder

James S. (Stan) Brakhage
Film Studies - Boulder

Stuart Cook, Ph.D.
Psychology - Boulder

J. Daniel Couger, Ph.D.
Computer & Management Science - Colorado Springs

Stanley Cristol, Ph.D.
Chemistry/Biochemistry - Boulder

David Hawkins, Ph.D.
Philosophy - Boulder

Keith R. Porter, Ph.D.
MCD Biology - Boulder

Theodore T. Puck, Ph.D.
Biochemistry/Biophysics/Genetics - Denver (AMC)

Arthur Robinson, M.D.
Biochemistry/Molecular Genetics - Denver (AMC)

Gilbert White, Ph.D.
Geography - Boulder

President's Teaching Scholars

The President's Teaching Scholars program brings together faculty from all CU campuses who have been recognized for their excellence in teaching, as well as research and creative work. Each scholar receives a stipend for two years, can access campus funds reserved for promoting teaching excellence, and holds the title of President's Teaching Scholar for the life of their association with the University of Colorado.

Teaching scholars contribute to their campuses by participating in various university-sponsored activities designed to foster and recognize teaching excellence. They design, develop, and execute their own projects to enhance students' learning experiences. The signature project of the program's designers is the Colorado Learning Assessment Studies, or CLAS, a research project focusing on how students best learn and how faculty can best engage students in their learning. Since the program was initiated, 72 faculty members have received recognition. Forty still teach at CU.

Robert E. Averbach 1989
Dentistry - Denver (AMC)

Martin Bickman 1989
English - Boulder

Douglas A. Burger* 1989
English - Boulder

Laura D. Goodwin 1989
Education - Denver (DDC)

Nancy K. Hill† 1989
Humanities - Boulder

Clayton H. Lewis 1989
Computer Science - Boulder

John R. Mays* 1989
Civil Engineering - Denver (DDC)

Ronald W. Melicher 1989
Business - Boulder

John Nolte** 1989
Medicine - Denver (AMC)

Edwin Rivers 1989
English - Boulder

Norton L. Steuben* 1989
Law - Boulder

Barbara Swaby 1989
Education - Colorado Springs

Klaus D. Timmerhaus* 1989
Chemical Engineering - Boulder

Richard Van DeWeghe 1989
English - Denver (DDC)

Donald Warrick 1989
Business - Colorado Springs

Marvin Anderson†
Electrical Engineering - Denver (DDC)

Marianne Wesson 1992
Law - Boulder

David E. Carrasco** 1993
Religious Studies - Boulder

James H. Curry 1993
Applied Mathematics - Boulder

Thomas P. Huber 1993
Geography and Environmental Studies- Colorado Springs

David M. Prescott* 1993
MCD Biology - Boulder

Judith Stalnaker* 1993
Civil Engineering - Denver (DDC)

Mitchell Handelsman 1994
Psychology - Denver (DDC)

Donald J. Kleier 1994
Dentistry - Denver (AMC)

Glenn T. Morris 1994
Political Science - Denver (DDC)

J. Michael Shull 1994
Astrophysical and Planetary Sciences - Boulder

Joan E. Klingel Ray 1994
English - Colorado Springs

Dennis Van Gerven 1995
Anthropology - Boulder

Gene Abrams 1996
Mathematics - Colorado Springs

William A. Robinson* 1996
Medicine - Denver (AMC)

Linda R. Watkins 1996
Psychology - Boulder

Denise C. Webster* 1996
Nursing - Denver (AMC)

| | |
|--|--|
| Rex Burns* 1990 <i>English - Denver (DDC)</i> | Hiroshi Motomura** 1997 <i>Law - Boulder</i> |
| Leslie Burrows* 1990 <i>Dentistry - Denver (AMC)</i> | Carolyn Yucha** 1997 <i>Nursing - Denver (AMC)</i> |
| Frederick Coolidge 1990 <i>Psychology- Colorado Springs</i> | Harvey Segur 1998 <i>Mathematics - Boulder</i> |
| Michael Cummings 1990 <i>Political Science - Denver (DDC)</i> | Robert Camley 1999 <i>Physics - Colorado Springs</i> |
| Jerry Flack* 1990 <i>Education - Boulder</i> | Brian Argrow 2000 <i>Aerospace Engineering - Boulder</i> |
| Michael Grant 1990 <i>EPO Biology - Boulder</i> | John L. Falconer 2000 <i>Chemical Engineering - Boulder</i> |
| Jack Kelso* 1990 <i>Anthropology - Boulder</i> | David Kroll** 2000 <i>Pharmacy - Denver (AMC)</i> |
| William B. Krantz* 1990 <i>Chemical Engineering - Boulder</i> | James (Jim) Symons 2000 <i>Theatre and Dance - Boulder</i> |
| G. Dale Meyer* 1990 <i>Business - Boulder</i> | Daniel Barth 2004 <i>Psychology - Boulder</i> |
| Robert Pois† 1990 <i>History - Boulder</i> | Carl Wieman 2004 <i>Physics - Boulder</i> |
| Clyde Tucker* 1990 <i>Physiology - Denver (AMC)</i> | Michael Eisenberg 2006 <i>Computer Science - Boulder</i> |
| James Burkhart 1991 <i>Physics- Colorado Springs</i> | Shelby Wolf 2006 <i>Education - Boulder</i> |
| Lee V. Chambers 1991 <i>History - Boulder</i> | Diane A. Conlin 2008 <i>Art and Art History and Classics - Boulder</i> |
| Anne Costain 1991 <i>Political Science - Boulder</i> | Stanley A. Deetz 2008 <i>Communication - Boulder</i> |
| James Palmer 1991 <i>Film Studies - Boulder</i> | Steven J. Pollock 2008 <i>Physics - Boulder</i> |
| John R. Taylor* 1991 <i>Physics - Boulder</i> | Elizabeth Robertson 2008 <i>English - Boulder</i> |
| William Briggs* 1992 <i>Mathematics - Denver (DDC)</i> | Steven G. Medema 2008 <i>Economics - Denver (DDC)</i> |
| J. John Cohen 1992 <i>Immunology - Denver (AMC)</i> | Lonnie R. Johnson 2009 <i>Surgical Dentistry - Denver (AMC)</i> |
| Alexander Cruz 1992 <i>EPO Biology - Boulder</i> | Paul Harvey 2009 <i>History - Colorado Springs</i> |
| Wesley Morrison 1992 <i>Philosophy - Boulder</i> | Andrea O'Reilly Herrera 2009 <i>Women's and Ethnic Studies - Colorado Springs</i> |

* retired/emeritus

** currently teaching at another institution

† deceased

CU Research

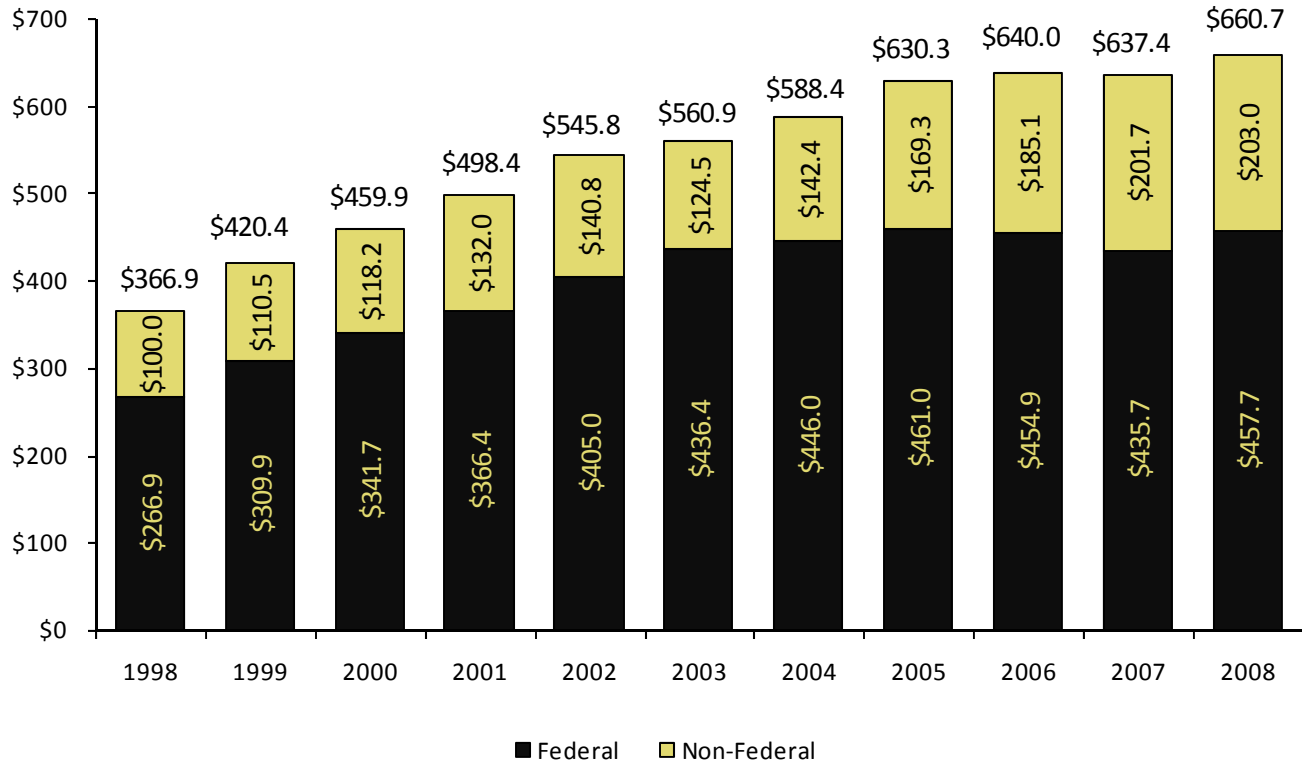
University of Colorado Sponsored R&D Awards, FY 1998 - FY 2008*

(reported in millions of dollars)

| Campus | 1998 | 1999 | 2000 | 2001 | 2002 | 2003 | 2004 | 2005 | 2006 | 2007 | 2008 | % Change, 1998-2008 |
|------------------|----------------|----------------|----------------|----------------|----------------|----------------|----------------|----------------|----------------|----------------|----------------|--------------------------------|
| Boulder | \$181.7 | \$204.3 | \$214.2 | \$219.0 | \$229.0 | \$250.4 | \$259.7 | \$257.6 | \$256.4 | \$266.1 | \$280.0 | 54.1% |
| Colorado Springs | \$2.2 | \$2.3 | \$3.0 | \$2.7 | \$1.9 | \$5.2 | \$6.2 | \$8.7 | \$10.3 | \$7.9 | \$9.2 | 318.2% |
| Denver | \$183.0 | \$213.8 | \$242.7 | \$276.7 | \$314.9 | \$305.3 | \$322.5 | \$364.0 | \$373.3 | \$363.4 | \$371.5 | 103.0% |
| TOTAL | \$366.9 | \$420.4 | \$459.9 | \$498.4 | \$545.8 | \$560.9 | \$588.4 | \$630.3 | \$640.0 | \$637.4 | \$660.7 | 80.1% |
| Source | 1998 | 1999 | 2000 | 2001 | 2002 | 2003 | 2004 | 2005 | 2006 | 2007 | 2008 | % Change, 1998-2008 |
| Federal | \$266.9 | \$309.9 | \$341.7 | \$366.4 | \$405.0 | \$436.4 | \$446.0 | \$461.0 | \$454.9 | \$435.7 | \$457.7 | 71.5% |
| Non-Federal | \$100.0 | \$110.5 | \$118.2 | \$132.0 | \$140.8 | \$124.5 | \$142.4 | \$169.3 | \$185.1 | \$201.7 | \$203.0 | 103.0% |
| TOTAL | \$366.9 | \$420.4 | \$459.9 | \$498.4 | \$545.8 | \$560.9 | \$588.4 | \$630.3 | \$640.0 | \$637.4 | \$660.7 | 80.1% |
| Number of Awards | 2,957 | 3,071 | 3,085 | 3,308 | 3,360 | 3,495 | 3,416 | 3,528 | 3,695 | 3,728 | 3,878 | 31.1% |
| Average \$/Award | \$124,078 | \$136,894 | \$149,076 | \$150,665 | \$162,440 | \$160,486 | \$172,248 | \$178,656 | \$173,207 | \$170,980 | \$170,371 | 37.3% |

* Dollars have not been adjusted for inflation.

University of Colorado System Sponsored Research Awards
(In Millions of Dollars)



National Science Foundation Research Expenditure Rankings

(Based on Research in Science and Engineering Disciplines)

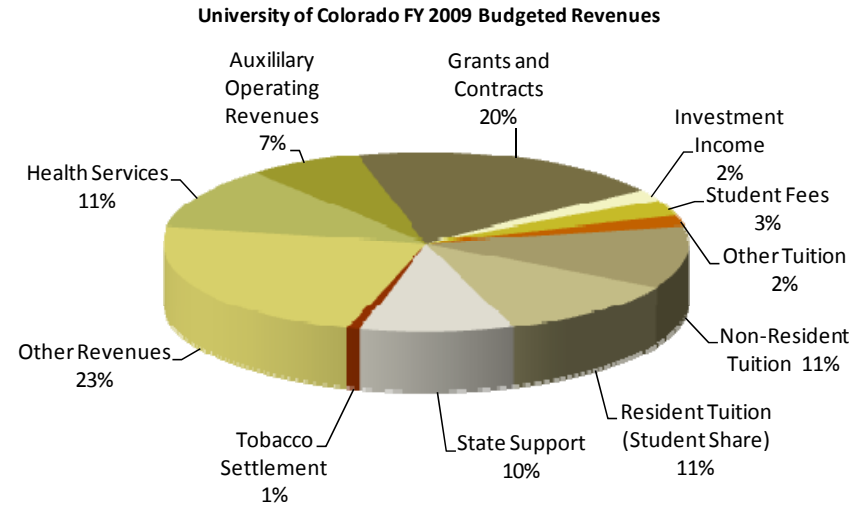
Top 20 Public US Universities

| Total Research & Development Expenditures (Science & Engineering Disciplines) | | | Federal Research & Development Expenditures (Science & Engineering Disciplines) | | |
|--|-----------|-------------------------|--|----------|---------------------------|
| Institution | Rank | FY07 Total Expenditures | Institution | Rank | FY07 Federal Expenditures |
| U. California San Francisco | 1 | \$842,840 | U. Washington | 1 | \$620,375 |
| U. Wisconsin Madison | 2 | \$840,672 | U. Michigan all campuses | 2 | \$577,201 |
| U. California Los Angeles | 3 | \$823,083 | U. California Los Angeles | 3 | \$488,846 |
| U. Michigan all campuses | 4 | \$808,731 | U. California San Diego | 4 | \$475,708 |
| U. California San Diego | 5 | \$798,896 | U. Wisconsin Madison | 5 | \$469,076 |
| U. Washington | 6 | \$756,787 | U. California San Francisco | 6 | \$467,402 |
| Ohio State U. all campuses | 7 | \$720,206 | U. Colorado all campuses | 7 | \$442,303 |
| Pennsylvania State U. all campuses | 8 | \$652,144 | U. Pittsburgh all campuses | 8 | \$441,357 |
| U. Minnesota all campuses | 9 | \$624,149 | Pennsylvania State U. all campuses | 9 | \$370,789 |
| U. California Davis | 10 | \$600,508 | U. North Carolina Chapel Hill | 10 | \$346,672 |
| U. Florida | 11 | \$592,835 | U. Minnesota all campuses | 11 | \$337,966 |
| U. Pittsburgh all campuses | 12 | \$558,566 | Ohio State U. all campuses | 12 | \$313,242 |
| U. California Berkeley | 13 | \$552,365 | U. Texas Austin | 13 | \$289,331 |
| Texas A&M U. all campuses | 14 | \$543,888 | U. Arizona | 14 | \$269,941 |
| U. Arizona | 15 | \$531,753 | U. Alabama Birmingham | 15 | \$269,006 |
| U. Colorado all campuses | 16 | \$527,587 | Georgia Institute of Technology all campuses | 16 | \$260,230 |
| U. Texas M. D. Anderson Cancer Center | 17 | \$496,539 | U. California Davis | 17 | \$256,944 |
| U. North Carolina Chapel Hill | 18 | \$477,231 | U. of Cincinnati (All) | 18 | \$253,833 |
| U. Illinois Urbana-Champaign | 19 | \$473,890 | U. Illinois Urbana-Champaign | 19 | \$253,612 |
| Georgia Institute of Technology all campuses | 20 | \$472,591 | U. California Berkeley | 20 | \$251,043 |

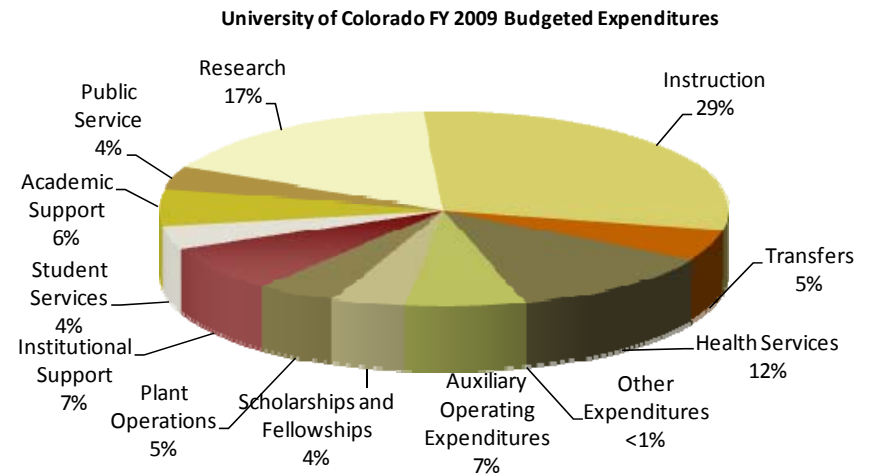
CU Financial Information

University of Colorado FY09 Budget

| FY 2009 Budgeted Revenues | | |
|----------------------------------|----------------------|-------------|
| Health Services | 262,605,299 | 11% |
| Auxiliary Operating Revenues | 167,985,563 | 7% |
| Grants and Contracts | 467,000,406 | 20% |
| Investment Income | 50,332,235 | 2% |
| Student Fees | 68,416,171 | 3% |
| Other Tuition | 42,774,156 | 2% |
| Non-Resident Tuition | 259,102,969 | 11% |
| Resident Tuition (Student Share) | 272,907,425 | 11% |
| State Support | 228,043,165 | 10% |
| State Tobacco Settlement | 18,943,716 | 1% |
| Other Revenues | 546,839,318 | 23% |
| TOTAL | 2,384,950,423 | 100% |



| FY 2009 Budgeted Expenditures | | |
|----------------------------------|----------------------|-------------|
| Auxiliary Operating Expenditures | 164,909,760 | 7% |
| Scholarships and Fellowships | 100,780,527 | 4% |
| Plant Operations | 108,684,320 | 5% |
| Institutional Support | 181,085,771 | 8% |
| Student Services | 94,140,377 | 4% |
| Academic Support | 138,976,899 | 6% |
| Public Service | 84,419,085 | 4% |
| Research | 404,744,556 | 17% |
| Instruction | 697,414,089 | 29% |
| Transfers | 122,789,414 | 5% |
| Health Services | 286,261,701 | 12% |
| Other Expenditures | 743,923 | <1% |
| TOTAL | 2,384,950,422 | 100% |



University of Colorado Cost of Attendance for Full-Time Students, FY 2009

| Resident | Undergraduate^b | Graduate | Mandatory Fees^c | Room & Board |
|---|----------------------------------|-----------------|-----------------------------------|----------------------------|
| Boulder ^a | \$5,922 | \$7,578 | \$1,356 UG \$1,365 Grad | \$9,860 UG \$8,478 Grad |
| Colorado Springs ^a | \$5,580 | \$6,632 | \$1,094 | \$7,204 UG \$8,478 Grad |
| Downtown Denver ^a Anschutz Medical Campus | \$5,484 | \$7,130 | \$795 | \$8,950 |
| MD | | \$25,009 | \$170 | \$8,478 |
| DDS | | \$20,450 | \$170 | \$8,478 |
| Nursing | \$8,100 | \$12,000 | \$170 | \$8,478 |
| Pharmacy | | \$16,446 | \$170 | \$8,478 |

^a Tuition based on enrollment in Arts & Sciences/Liberal Arts; tuition varies by school/college

^b Resident undergraduate tuition rates do not include \$2,760 that is offset for eligible students by the College Opportunity Fund

^c Mandatory fees are charged to students on a semester basis and are directly related to a specific activity/program; fees presented do not include instructional course fees

| Non-Resident | Undergraduate | Graduate | Mandatory Fees^b | Room & Board |
|---|----------------------|-----------------|-----------------------------------|----------------------------|
| Boulder ^a | \$25,400 | \$22,770 | \$1,365 | \$9,860 UG \$8,478 Grad |
| Colorado Springs ^a | \$15,300 | \$16,800 | \$1,094 | \$7,204 UG \$8,478 Grad |
| Downtown Denver ^a Anschutz Medical Campus | \$18,456 | \$17,618 | \$795 | \$8,950 |
| MD | | \$82,059 | \$170 | \$8,478 |
| DDS | | \$46,114 | \$170 | \$8,478 |
| Nursing | \$24,570 | \$29,370 | \$170 | \$8,478 |
| Pharmacy | | \$29,568 | \$170 | \$8,478 |

^a Tuition based on enrollment in Arts & Sciences/Liberal Arts; tuition varies by school/college

^b Mandatory fees are charged to students on a semester basis and are directly related to a specific activity/program; fees presented do not include instructional course fees

University of Colorado Student Financial Assistance, FY 2008

| | Boulder | Colorado Springs | Downtown Denver | Anschutz Medical Campus | CU System |
|---|----------------------|---------------------|---------------------|-------------------------|----------------------|
| Number of Students Receiving Financial Aid | 24,817 | 5,443 | 9,283 | 2,338 | 41,881 |
| Resident Undergraduate | 17,545 | 4,209 | 5,369 | 489 | 27,612 |
| Non-Resident Undergraduate | 3,081 | 319 | 417 | 61 | 3,878 |
| Resident Graduate | 3,003 | 764 | 3,022 | 1,474 | 8,263 |
| Non-Resident Graduate | 1,188 | 151 | 475 | 314 | 2,128 |
| Amount of Aid | \$237,321,147 | \$47,997,997 | \$98,846,795 | \$66,113,842 | \$450,279,781 |
| Federal Assistance | \$138,762,791 | \$35,371,949 | \$77,192,669 | \$55,076,431 | \$306,403,841 |
| State Assistance | \$7,857,379 | \$3,587,812 | \$4,795,542 | \$3,033,166 | \$19,273,899 |
| Institutional Scholarship | \$67,694,413 | \$5,653,350 | \$9,162,533 | \$3,908,490 | \$86,418,786 |
| Other Scholarship | \$6,367,758 | \$1,183,968 | \$4,497,591 | \$741,541 | \$12,790,857 |
| Other Loans | \$16,638,806 | \$2,200,918 | \$3,198,460 | \$3,354,214 | \$25,392,398 |

